



US00D606468S

(12) **United States Design Patent**  
**Varga**

(10) **Patent No.:** **US D606,468 S**

(45) **Date of Patent:** **\*\* Dec. 22, 2009**

(54) **AIR VENT FOR AN AUTOMOBILE**

(75) Inventor: **Peter Varga**, Pforzheim (DE)

(73) Assignee: **Dr. Ing h.c. F. Porsche**  
**Aktiengesellschaft**, Weissach (DE)

(\*\*) Term: **14 Years**

(21) Appl. No.: **29/281,516**

(22) Filed: **Jun. 26, 2007**

(30) **Foreign Application Priority Data**

Dec. 27, 2006 (DE) ..... 4 06 06 493

(51) **LOC (9) Cl.** ..... **12-16**

(52) **U.S. Cl.** ..... **D12/181**

(58) **Field of Classification Search** ..... D12/181,  
D12/191, 196, 400, 190, 88; 280/848, 770,  
280/727; 296/91, 180.1-180.5; 180/903  
See application file for complete search history.

(56) **References Cited**

**U.S. PATENT DOCUMENTS**

D170,842 S \* 11/1953 Voss ..... D12/190

D191,133 S \* 8/1961 Montgomery ..... D32/73

D404,698 S \* 1/1999 Schenk et al. .... D12/183

D540,228 S \* 4/2007 Lai ..... D12/190

D566,022 S \* 4/2008 Johnson ..... D12/190

D586,273 S \* 2/2009 Hamburger ..... D12/181

\* cited by examiner

*Primary Examiner*—Caron Veynar  
*Assistant Examiner*—Katrina A Kile

(57) **CLAIM**

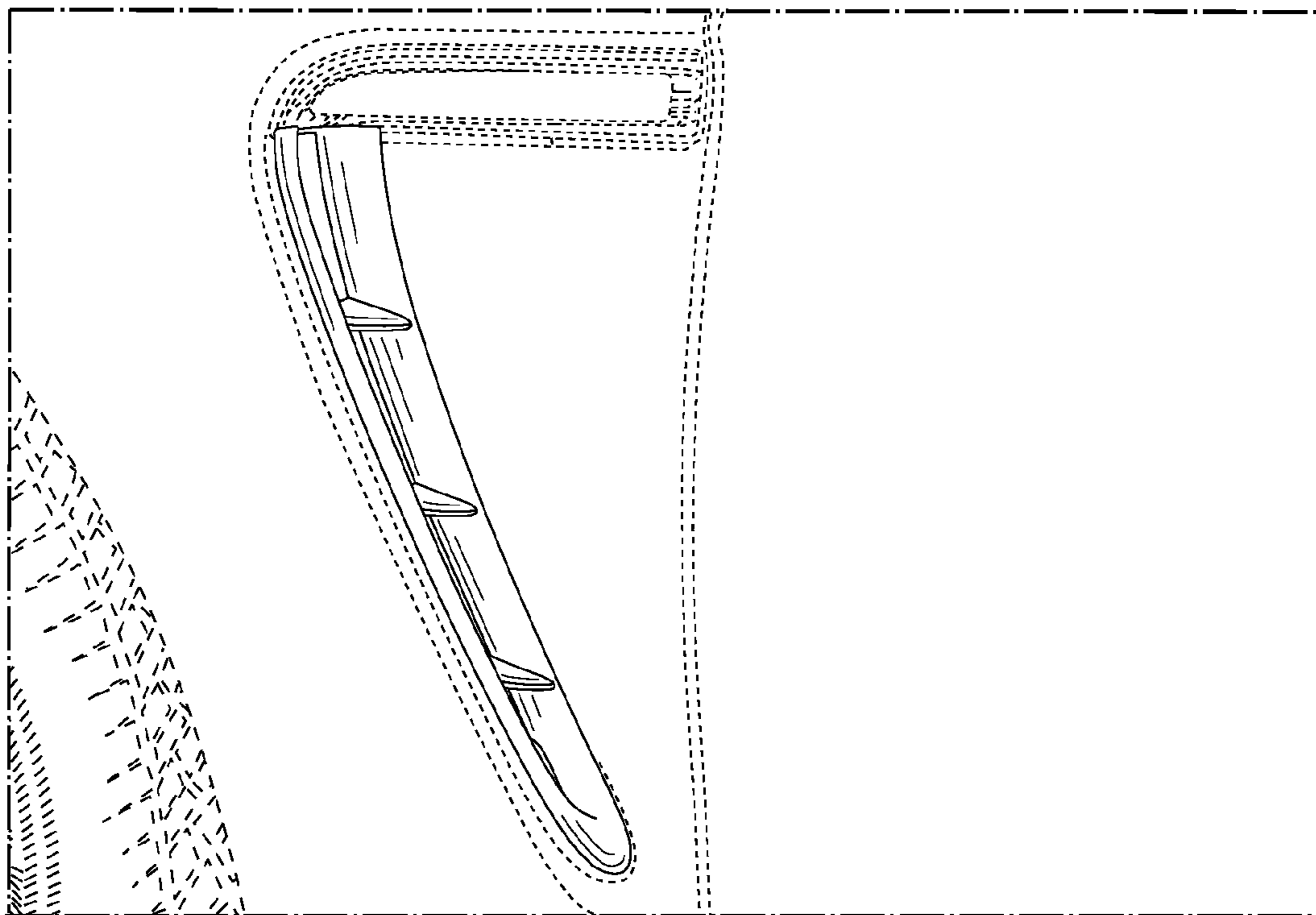
The ornamental design for an air vent for an automobile, as shown and described.

**DESCRIPTION**

FIG. 1 is a plan view of the air vent showing my new design; FIG. 2 is a perspective view thereof; and, FIG. 3 is a further perspective view thereof.

In the drawings, the broken lines show portions of a vehicle and form no part of the claimed design.

**1 Claim, 2 Drawing Sheets**



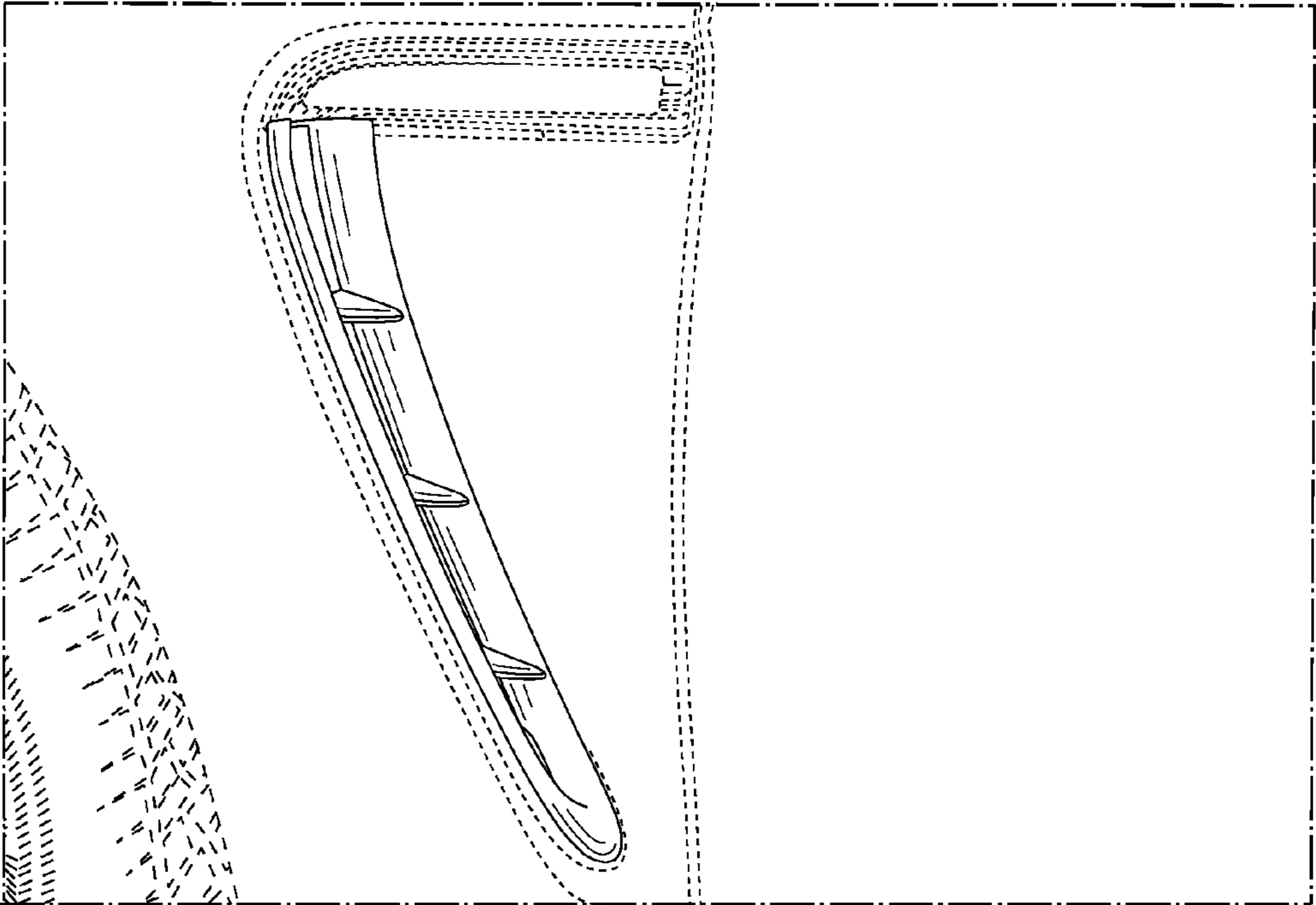


FIG. 1

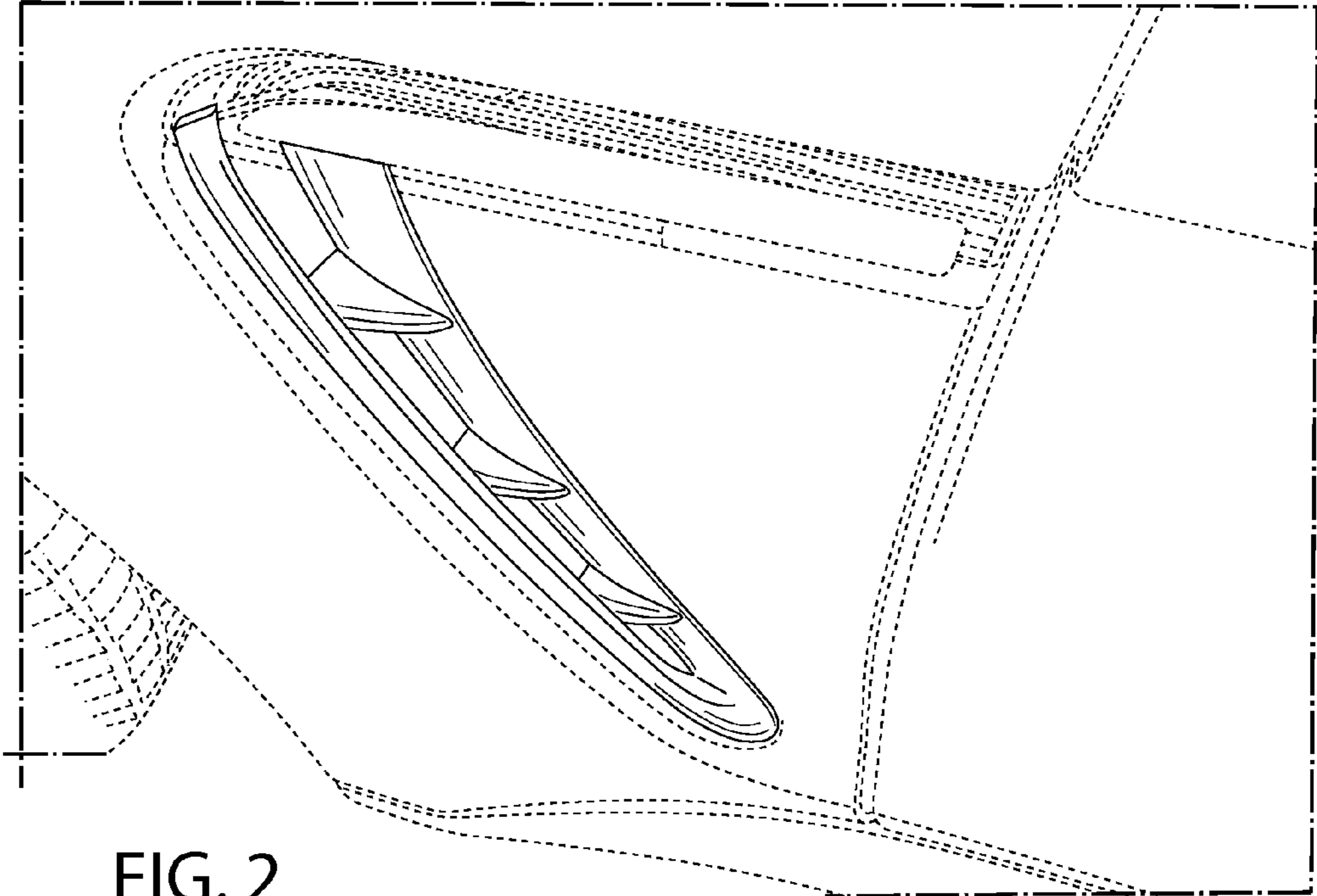


FIG. 2

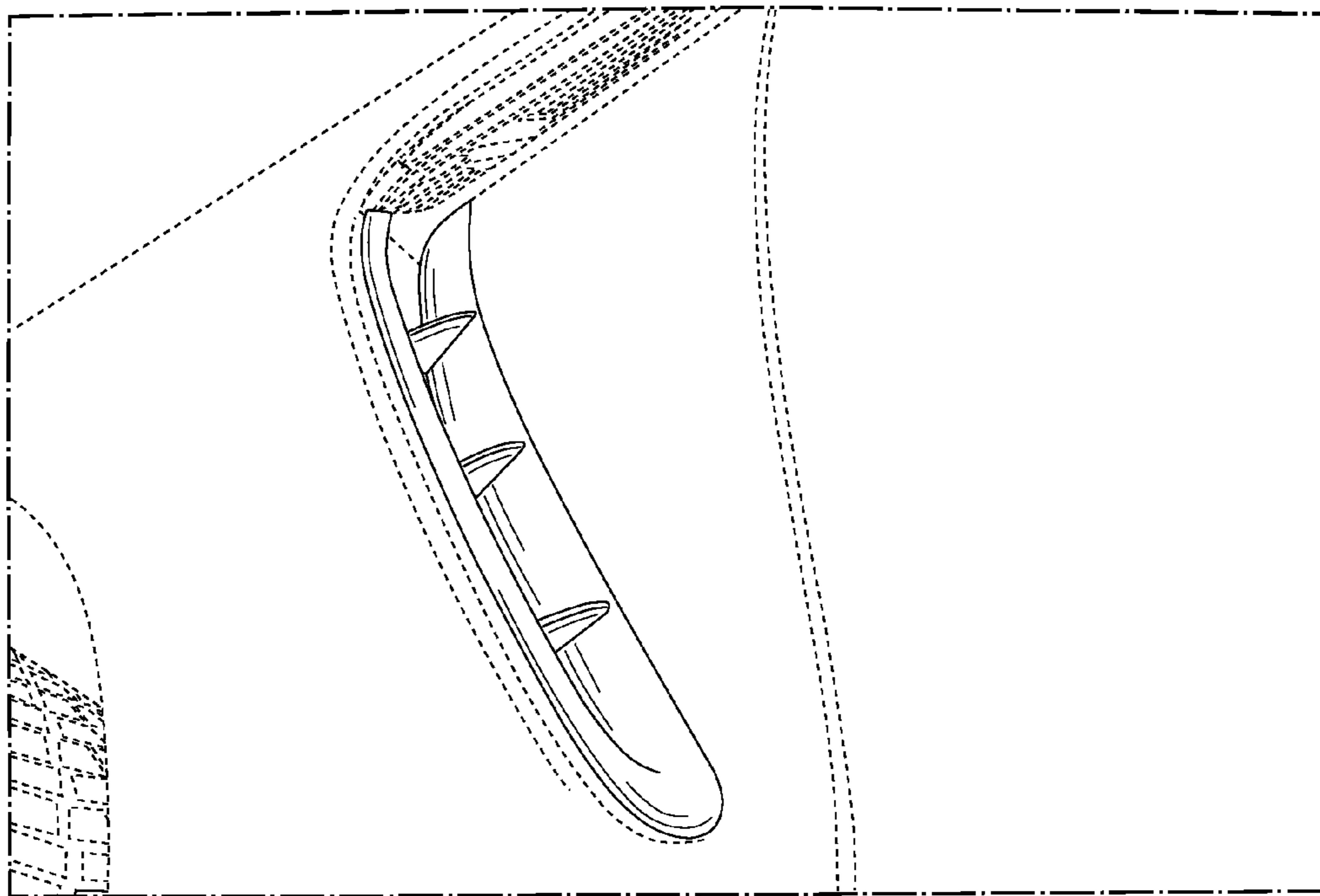


FIG. 3