



US00D606462S

(12) **United States Design Patent**  
**Furuhata et al.**

(10) **Patent No.:** **US D606,462 S**

(45) **Date of Patent:** **\*\* Dec. 22, 2009**

(54) **FRONT BUMPER**

D579,388 S \* 10/2008 Akasawa et al. .... D12/169  
D594,390 S \* 6/2009 Akasawa et al. .... D12/169

(75) Inventors: **Osamu Furuhata**, Chigasaki (JP);  
**Hiroshi Kusakawa**, Chigasaki (JP)

\* cited by examiner

(73) Assignee: **Autech Japan, Inc.**, Kanagawa (JP)

*Primary Examiner*—Melody N Brown  
(74) *Attorney, Agent, or Firm*—Wenderoth, Lind & Ponack,  
L.L.P.

(\*\*) Term: **14 Years**

(21) Appl. No.: **29/311,415**

(57) **CLAIM**

(22) Filed: **Mar. 11, 2009**

The ornamental design for a front bumper, as shown and described.

(30) **Foreign Application Priority Data**

Sep. 12, 2008 (JP) ..... 2008-023451

**DESCRIPTION**

(51) **LOC (9) Cl.** ..... **12-16**

FIG. 1 is a front view of the front bumper showing our new design;

(52) **U.S. Cl.** ..... **D12/169**

FIG. 2 is a top plan view thereof;

(58) **Field of Classification Search** ..... D12/169,  
D12/196, 171, 216, 163, 86, 90-92; 293/102,  
293/113, 115, 117, 120; 296/180.1, 180.2

FIG. 3 is a bottom view thereof;

See application file for complete search history.

FIG. 4 is a rear view thereof;

FIG. 5 is a right side view thereof;

(56) **References Cited**

FIG. 6 is a left side view thereof; and,

**U.S. PATENT DOCUMENTS**

FIG. 7 is a perspective view thereof.

D579,387 S \* 10/2008 Akasawa et al. .... D12/169

**1 Claim, 3 Drawing Sheets**






FIG. 1




FIG. 2

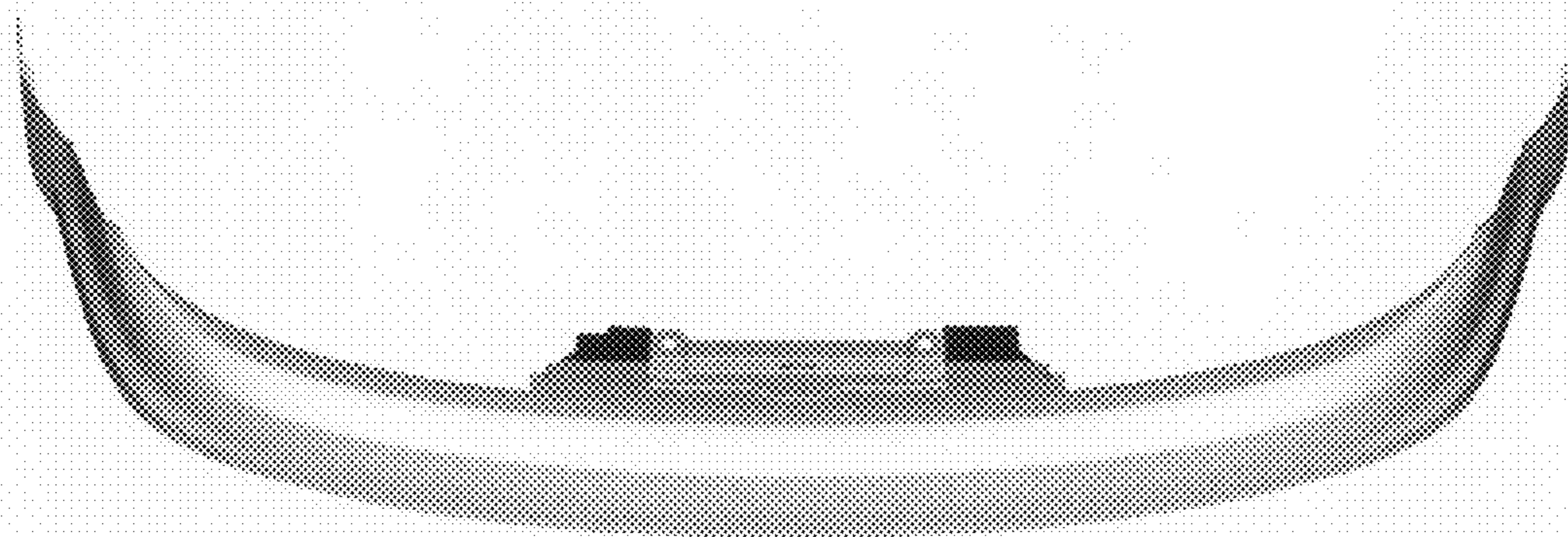


FIG. 3






FIG. 4

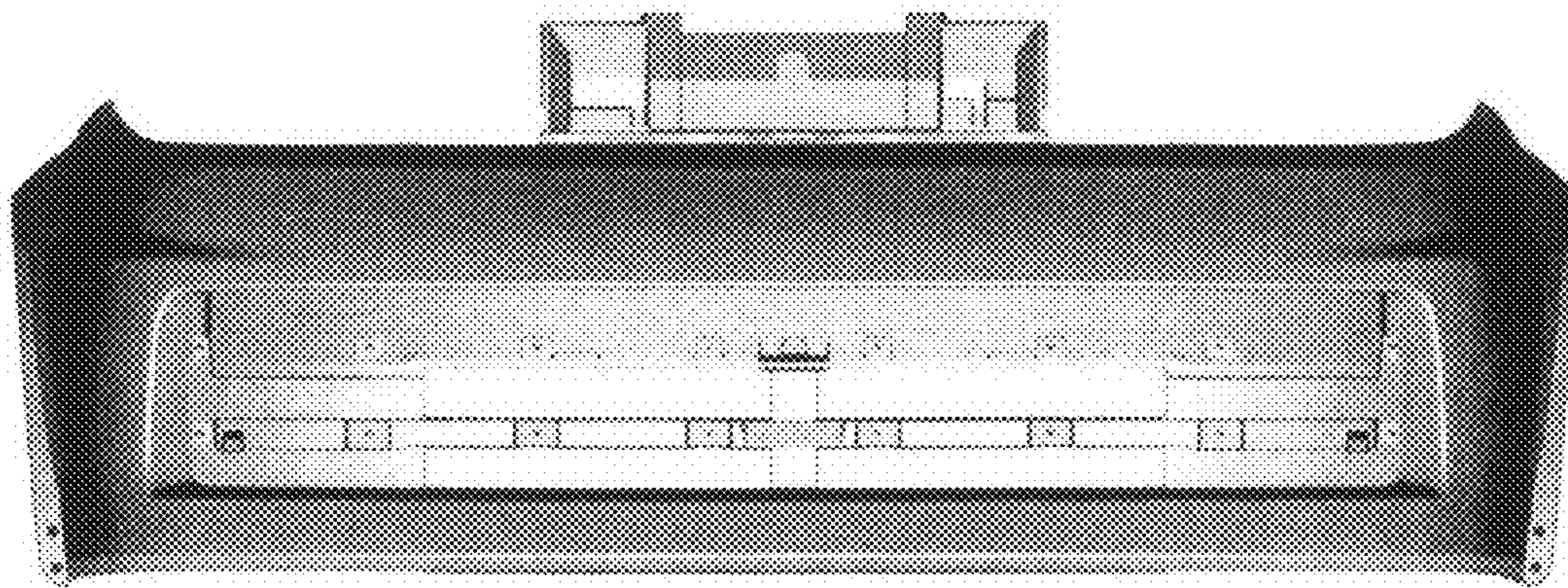


FIG. 5






FIG. 6




FIG. 7

