



US00D606459S

(12) **United States Design Patent**
Noble et al.

(10) **Patent No.:** **US D606,459 S**

(45) **Date of Patent:** **** Dec. 22, 2009**

(54) **SUSPENSION SADDLE**

(75) Inventors: **Shawn D. Noble**, Naperville, IL (US);
Michael P. Robinson, Chicago, IL (US)

(73) Assignee: **Hendrickson USA, L.L.C.**, Itasca, IL (US)

(**) Term: **14 Years**

(21) Appl. No.: **29/329,343**

(22) Filed: **Dec. 12, 2008**

Related U.S. Application Data

(63) Continuation of application No. 12/045,069, filed on Mar. 10, 2008.

(51) **LOC (9) Cl.** **12-16**

(52) **U.S. Cl.** **D12/159**

(58) **Field of Classification Search** D12/400,
D12/340, 161, 159, 120, 118, 114; 280/11.225,
280/86.752; 188/315, 316, 298, 274, 281,
188/286, 297; 293/134; 267/195; 279/2.01,
279/2.17

See application file for complete search history.

(56) **References Cited**

U.S. PATENT DOCUMENTS

3,279,820	A	10/1966	Hickman
3,997,151	A	12/1976	Leingang
4,132,433	A	1/1979	Willetts
4,144,978	A	3/1979	Drake
4,162,799	A	7/1979	Willetts
4,182,338	A	1/1980	Stanulis
4,193,612	A	3/1980	Masser
4,358,096	A	11/1982	Paton et al.
4,371,189	A	2/1983	Raidel
4,420,171	A	12/1983	Raidel
4,486,029	A	12/1984	Raidel
4,504,080	A	3/1985	VanDenberg
4,793,597	A	12/1988	Smith

(Continued)

OTHER PUBLICATIONS

Hendrickson USA, L.L.C., Technical Procedure R/RS/RT Heavy Duty, Lit. No. 17730-149, Revision C, Jul. 2006.

U.S. Appl. No. 12/045,069, entitled "Elastomeric Spring Vehicle Suspension" and filed Mar. 10, 2008.

Hendrickson, A Boler Company, Hendrickson Frame Hanger Selection Guide, May 1990.

Hendrickson, A Boler Company, Hendrickson RS Series, Single Axle Suspension, Sep. 1995.

Hendrickson, RS Series Rubber Load Cushion, Only Hendrickson makes choosing a heavy-duty suspension this easy, Jun. 1993.

(Continued)

Primary Examiner—T. Chase Nelson

Assistant Examiner—Michael A Pratt

(74) *Attorney, Agent, or Firm*—McDonnell Boehnen Hulbert & Berghoff, LLP

(57) **CLAIM**

The ornamental design for a suspension saddle, as shown and described.

DESCRIPTION

FIG. 1 is a perspective view showing the top, front, and right side of a suspension saddle having the inventive design;

FIG. 2 is a front elevational view of the suspension saddle shown in FIG. 1;

FIG. 3 is a top view of the suspension saddle shown in FIG. 1;

FIG. 4 is a bottom view of the suspension saddle shown in FIG. 1;

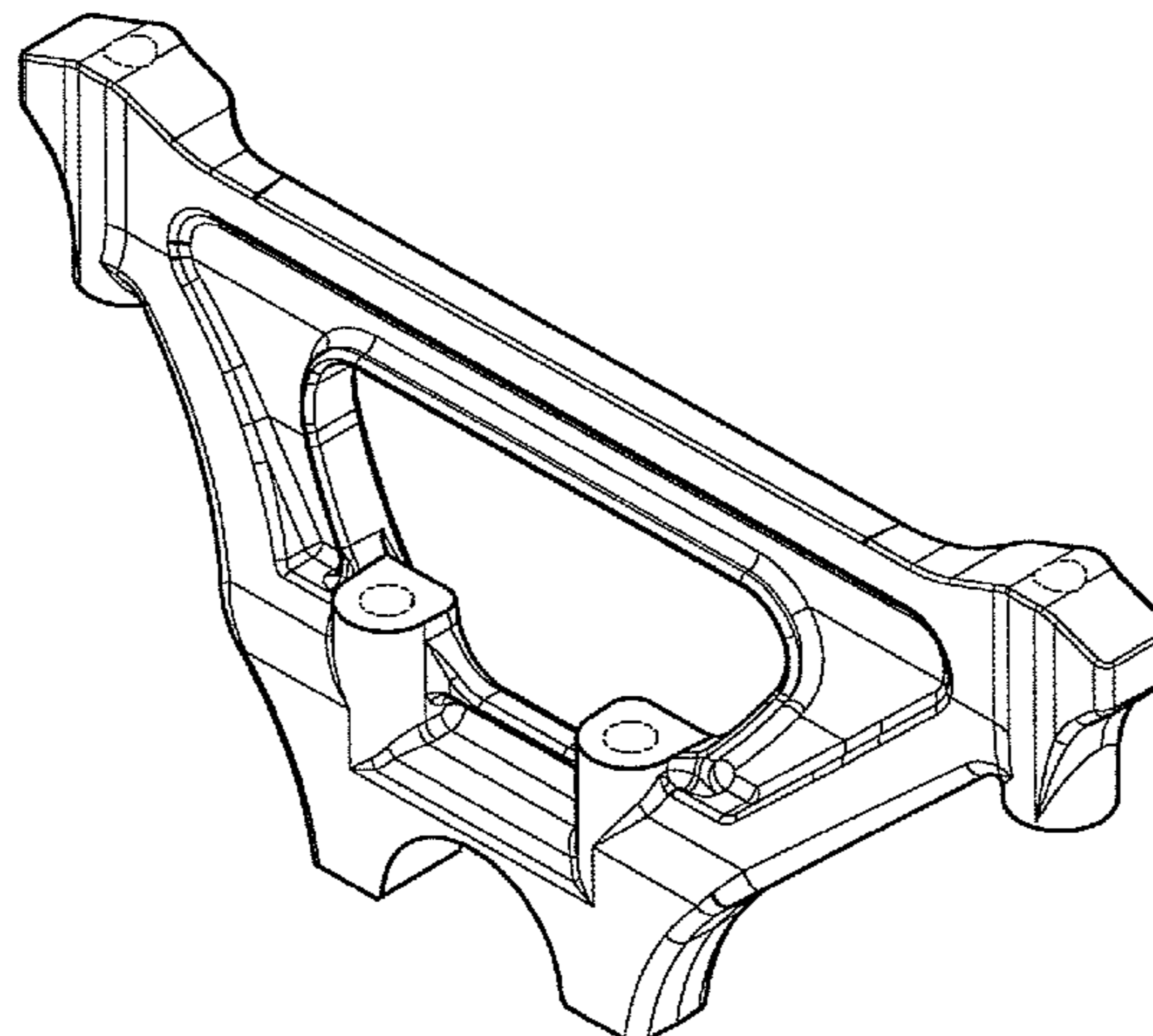
FIG. 5 is a right side elevational view of the suspension saddle shown in FIG. 1;

FIG. 6 is a left side elevational view of the suspension saddle shown in FIG. 1; and,

FIG. 7 is a back elevational view of the suspension saddle shown in FIG. 1.

The broken line showing of portions of a suspension saddle shown in FIGS. 1, 3, 4, and 7 is included for the purpose of illustrating environment and forms no part of the claimed design.

1 Claim, 3 Drawing Sheets



U.S. PATENT DOCUMENTS

5,114,178	A	5/1992	Baxter	
5,150,918	A	9/1992	Heitzmann	
5,237,933	A	8/1993	Bucksbee	
5,810,337	A	9/1998	McLaughlin	
5,868,384	A	2/1999	Anderson	
5,957,441	A	9/1999	Tews	
6,276,674	B1	8/2001	Randell	
6,328,294	B1	12/2001	Palinkas	
6,478,321	B1	11/2002	Heitzmann	
6,572,087	B2	6/2003	Schleinitz et al.	
6,585,286	B2	7/2003	Adema et al.	
6,817,301	B1	11/2004	Bullock	
6,877,623	B2	4/2005	Salis	
7,229,088	B2	6/2007	Dudding et al.	
7,303,200	B2	12/2007	Ramsey	
2008/0122146	A1*	5/2008	Herntier et al.	267/2
2009/0008846	A1*	1/2009	Yamakawa et al.	267/170

OTHER PUBLICATIONS

Hendrickson, A Boler Company, HN Series Technical Sales Publication, Jun. 1997.
 Hendrickson Suspension, RS Series rubber load cushion, Jul. 1991.
 Hendrickson Mfg., Tandem Division, Wide spread equalizing beams, sales bulletin, May 1981.
 Hendrickson Mfg. Co., Tandem Division, Hendrickson Tandem Suspensions for GMC Trucks, Aug. 1979.
 Hendrickson, The Boler Company Company, RS Frame Hanger, Dec. 1997.
 Hendrickson, A Boler Company, RS Series Rubber Load Cushion Suspensions, Mar. 1996.
 Hendrickson, A Boler Company, RS Series Rubber Load Cushion Suspensions, Jul. 1996.
 Hendrickson, A Boler Company, RS Series Rubber Load Cushion, Mar. 1998.
 Hendrickson Suspension, HN Series Premium Rubber, Hendrickson introduces a completely new concept in Walking Beam Suspension, Jun. 1993.
 Hendrickson Suspension, A Boler Company, Hendrickson HNT Series, Feb. 1992.
 Hendrickson Suspension, Sales Engineering Update, Mar. 1993.
 Hendrickson Truck Suspension Systems, A Boler Company, RS Series Rubber Load Cushion, Dec. 1996.
 Hendrickson Truck Suspension Systems, A Boler Company, RS Series Rubber Load Cushion, Apr. 1998.
 Hendrickson Truck Suspension Systems, A Boler Company, HN Series VariRate Spring System, May 1997.
 Hendrickson Truck Suspension Systems, A Boler Company, HN Series VariRate Spring System, Nov. 1997.
 Hendrickson Truck Suspension Systems, A Boler company, HN Series VariRate Spring System, Sep. 1998.
 Hendrickson Truck Suspension Systems, A Boler company, HN Series VariRate Spring System, Jul. 1999.
 Hendrickson, HN Series VariRate Spring System, Nov. 2000.
 Hendrickson, HN Series VariRate Spring system, Nov. 2005.
 Hendrickson Truck Suspension Systems, A Boler Company, HN 402, Feb. 1996.
 Hendrickson Truck Suspension Systems, A Boler Company, R. Series Solid Mount, Jul. 1999.
 Hendrickson Truck Suspension Systems, A Boler Company, RS Series Rubber Load Cushion, Jun. 1999.
 Hendrickson, Haulmaax Heavy Duty Suspension, Oct. 2001.
 Hendrickson, Haulmaax Heavy Duty Suspension, Dec. 2003.
 Hendrickson, Haulmaax Heavy Duty Suspension, Mar. 2005.
 Hendrickson, Haulmaax Heavy Duty Suspension, Jan. 2007.
 Hendrickson, Haulmaax Heavy Duty Suspension, Mar. 2008.
 Hendrickson, Assembly Instructions Haulmaax, Subject: Kit Nos. 64178-003 & 004, Feb. 2003.
 Hendrickson, Assembly Instructions Haulmaax, Subject: Tie-bar Bolster Spring Kit Nos. 64179-037, Jun. 2006.

Hendrickson, Assembly Instructions Haulmaax, Subject: Outboard Frame Bracket for Pacaar Vehicles Built after May 1, 2005 through Aug. 31, 2006, Oct. 2006.
 Hendrickson, Assembly Instructions Haulmaax Saddle Assembly, Subject: Service Kit No. 57974-048, Dec. 2008.
 Hendrickson, Technical Bulletin HN 402/462/522, Subject: Auxiliary Spring Shim Design, Oct. 2000.
 Hendrickson, Technical Bulletin HN 402/462/522, Subject: Auxiliary Spring Shim Design, Dec. 2000.
 Hendrickson, Technical Bulletin HN 402/462/522, Subject: Auxiliary Spring Shim Design, Jun. 2006.
 Hendrickson, Technical Bulletin Haulmaax Series, Subject: Mandatory Shock Applications, Nov. 2004.
 Hendrickson, Technical Bulletin, R, RS, RT/RTE 46K Capacity, Subject: 46K Heavy-Duty Beam Option, Dec. 2004.
 Hendrickson, Technical Bulletin Haulmaax, Subject: 54" Equalizing Beam Assembly, Oct. 2005.
 Hendrickson, Technical Bulletin Haulmaax 460, Subject: Bolster Spring Assembly with Tie-bar, Jun. 2006.
 Hendrickson Truck Suspension Systems, A Boler Company, Sales engineering update, Subject: HN-402/462 Auxiliary Spring Assembly, Aug. 1998.
 Hendrickson Truck Suspension Systems, A Boler Company, Sales engineering update, Subject: Model Designation and Discontinuation, Aug. 1999.
 Hendrickson Truck Suspension Systems, A Boler Company, Sales engineering update, Subject: Equalizer Beam, Aug. 1999.
 Hendrickson, Parts List RS Series, Nov. 2004.
 Hendrickson, Parts List Haulmaax, May 2002.
 Hendrickson, Parts List Haulmaax, Jul. 2003.
 Hendrickson, Part List Haulmaax, Jul. 2006.
 Hendrickson, Parts List Haulmaax, Dec. 2007.
 Hendrickson, Parts List RS 400/460/480/520 Jan. 1998.
 Hendrickson, Parts List HN 402/462, Sep. 1997.
 Hendrickson, Parts List HN Series, Dec. 2004.
 Hendrickson Truck Suspension Systems, A Boler Company, Technical Publication RS-340 thru 520, Subject: Springing: Frame Hangers, Load Cushions and Saddle Assembly, Jul. 1993.
 Hendrickson Truck Suspension Systems, A Boler Company, Technical Publication HN Series Truck & Trailer Suspension No. 17730-198, Mar. 1993.
 Hendrickson, Technical Procedure HN/HNT-400/460 Truck & Trailer Suspension in Production Nov. 1988-Sep. 1996, Apr. 1998.
 Hendrickson Truck Suspension Systems, A Boler Company, Technical Publication HN 402 Series, Subject: Service Instructions, Aug. 1996.
 Hendrickson Truck Suspension Systems, A Boler Company, Technical Publication HN 402/462 Series, Subject: Service Instructions, Aug. 1998.
 Hendrickson, Technical Procedure Haulmaax, Subject: Service Instructions, May 2002.
 Hendrickson, Technical Procedure Haulmaax, Subject: Service Instructions, Jun. 2007.
 Hendrickson, Technical Procedure Haulmaax, Subject: Pre-delivery Inspection and Preventive Maintenance, Apr. 2006.
 Hendrickson, Technical Procedure Haulmaax, Subject: Service Instructions, Dec. 2007.
 Hendrickson, Technical Procedure R/RS/RT Heavy Duty, Subject: 650K/850K/1000K Pound Capacity Beam End Connection Tightening Torque Procedure, Jul. 2006.
 Hendrickson, RS Series Rubber Load Cushion, Feb. 2000.
 MOR/Ryde, The MOR/ryde Steer and Drive Axle Suspension Systems, Mar. 7, 2008.
 MOR/Ryde, Company Profile, downloaded from the World Wide Web at <http://www.morrydede.com/php/about/profile/php> on Feb. 28, 2008.
 MOR/Ryde, T/A Modular Rubber Suspension System, Service Manual, Mar. 5, 2003.
 MOR/Ryde, Tandem Axle Rubber Suspension System, Service Manual, Suspension Codes: T01-01 and L01-01, Mar. 5, 2003.
 MOR/Ryde, RL Rubber Leaf Suspension System, Owner's Manual, Mar. 12, 2003.
 MOR/Ryde, Commercial Trailer Suspension, Jun. 1973.

US D606,459 S

Page 3

MOR/RyDE, School Bus Suspension, Aug. 1973.

MOR/RyDE, A rubber spring . . . heart of the Mor/ryde system, Aug. 1973.

Jorn, Technology in Rubber—Metal, Sep. 29, 2008.

Hendrickson, Parts List RS Series, Apr. 2008.

Hendrickson, Technical Procedure, R/RS Heavy Duty, Subject: 85K/100K/120K lbs Capacity Tightening Torque for Torque Rod and Saddle Assembly Fasteners, Oct. 2008.

U.S. App. No. 12/334,195, entitled “Modular Suspension System and Components Thereof” and filed Dec. 12, 2008.

U.S. Appl. No. 29/329,354, entitled “Suspension Assembly” and filed Dec. 12, 2008.

U.S. Appl. No. 29/337,973, entitled “Saddle for a Suspension” and filed Jun. 2, 2009.

U.S. Appl. No. 29/315,182, entitled “Suspension Assembly” and filed Jun. 2, 2009.

U.S. Appl. No. 29/339,134, entitled “Suspension Assembly” and filed Jun. 24, 2009.

* cited by examiner

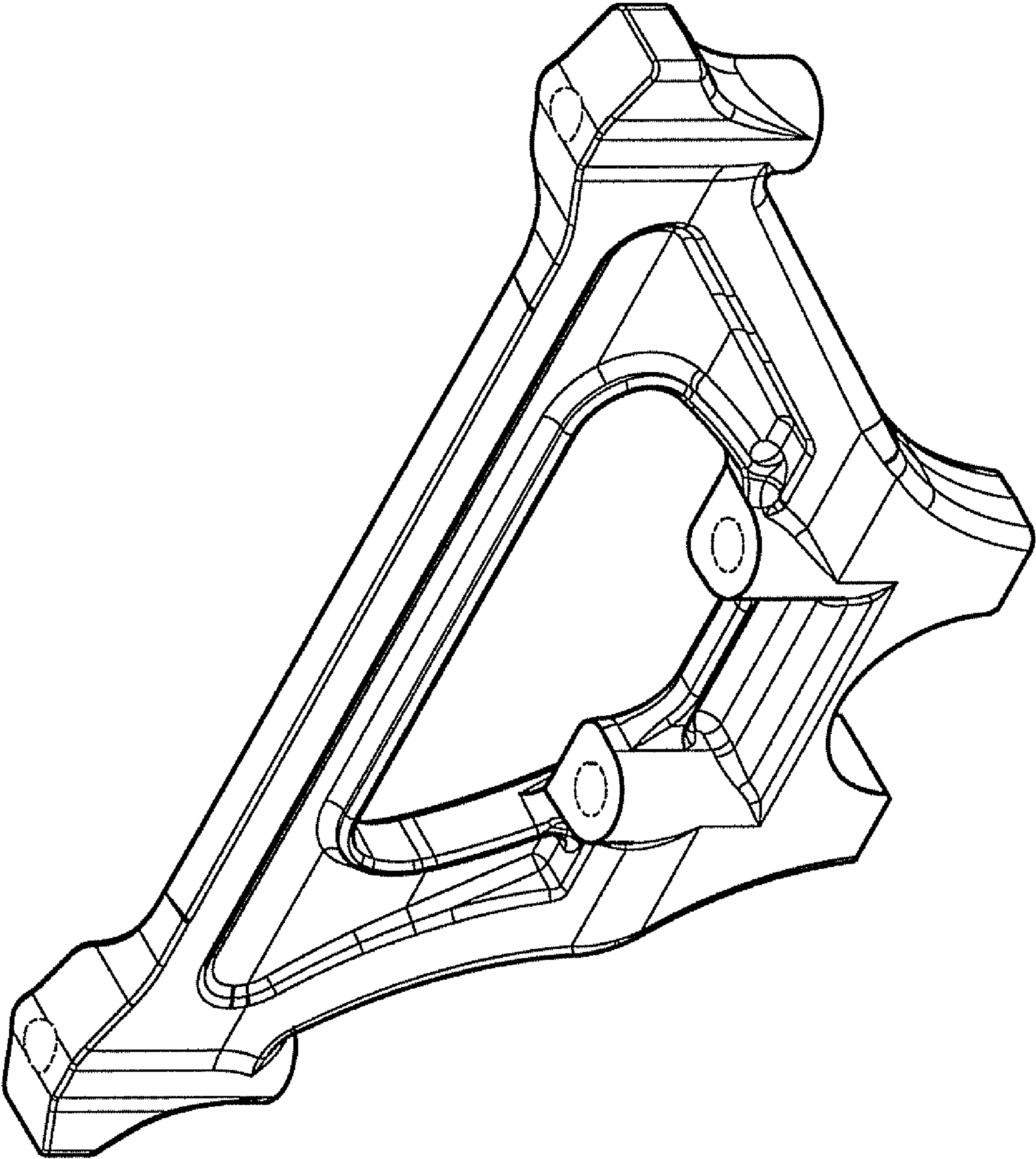


FIG. 1

FIG. 3

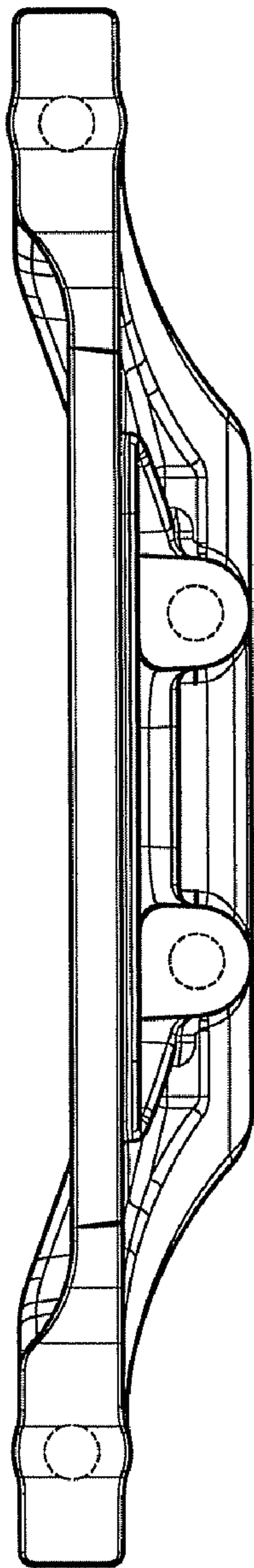


FIG. 6

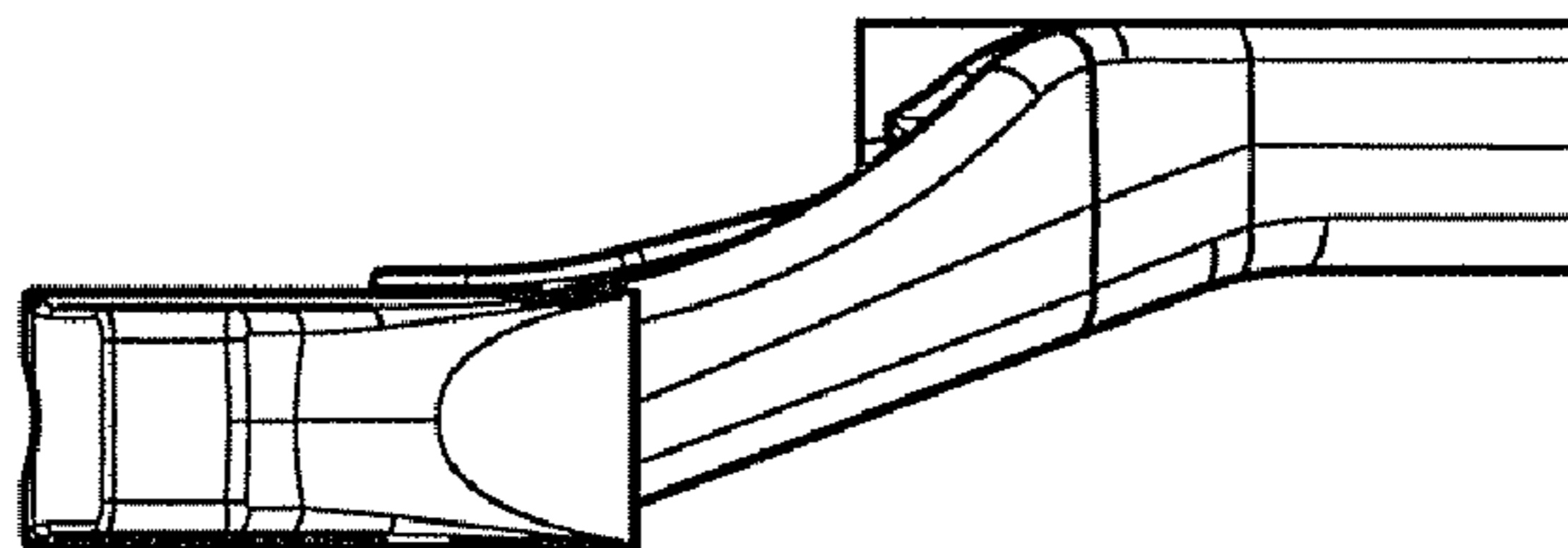
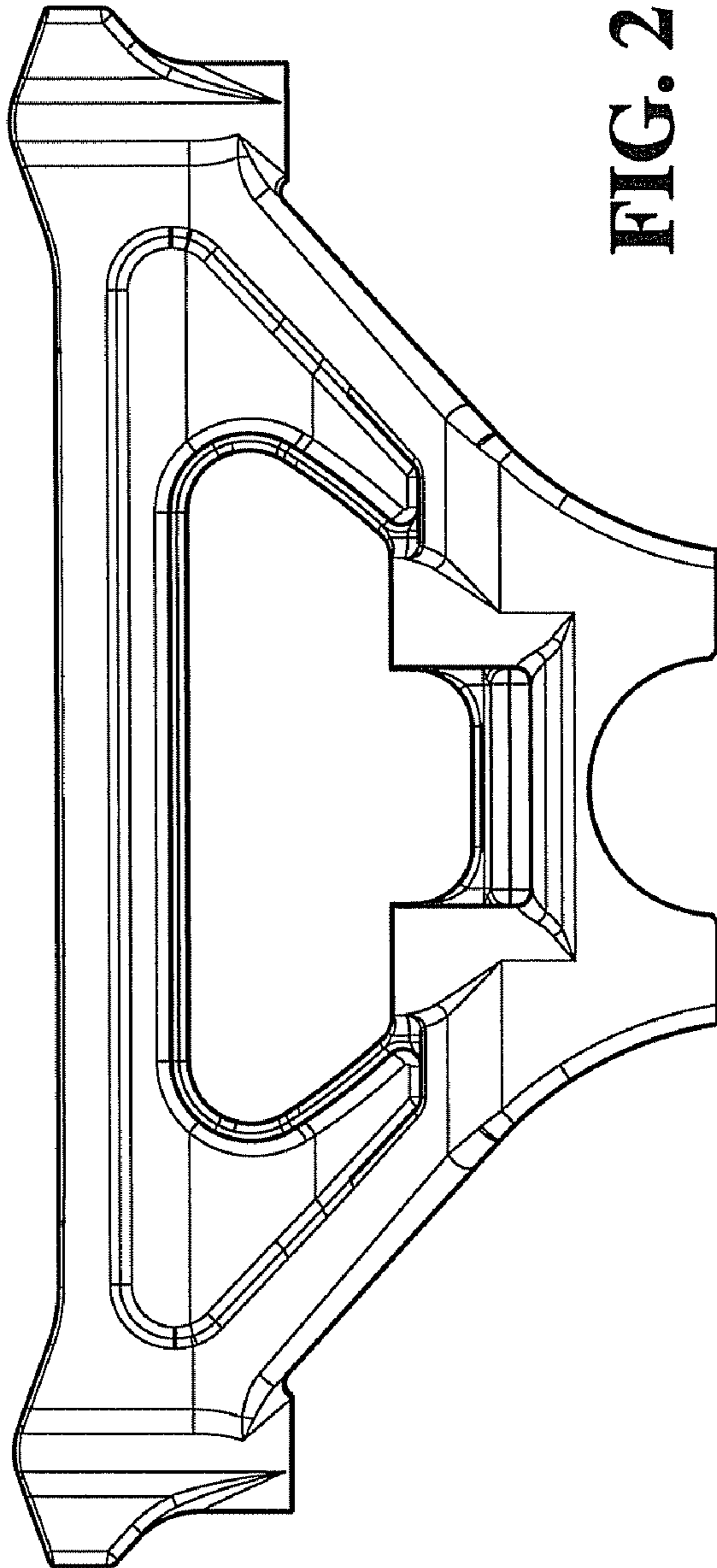


FIG. 2



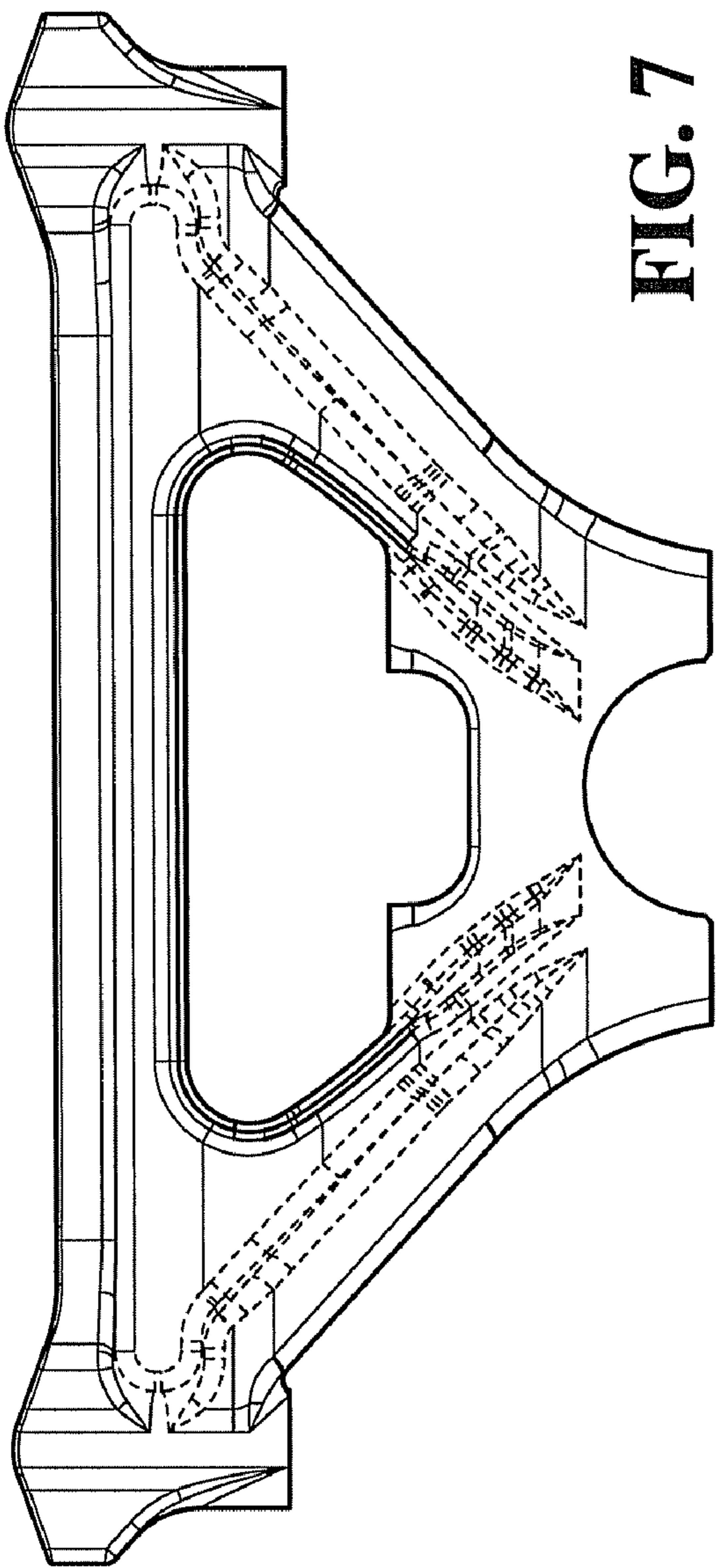


FIG. 7

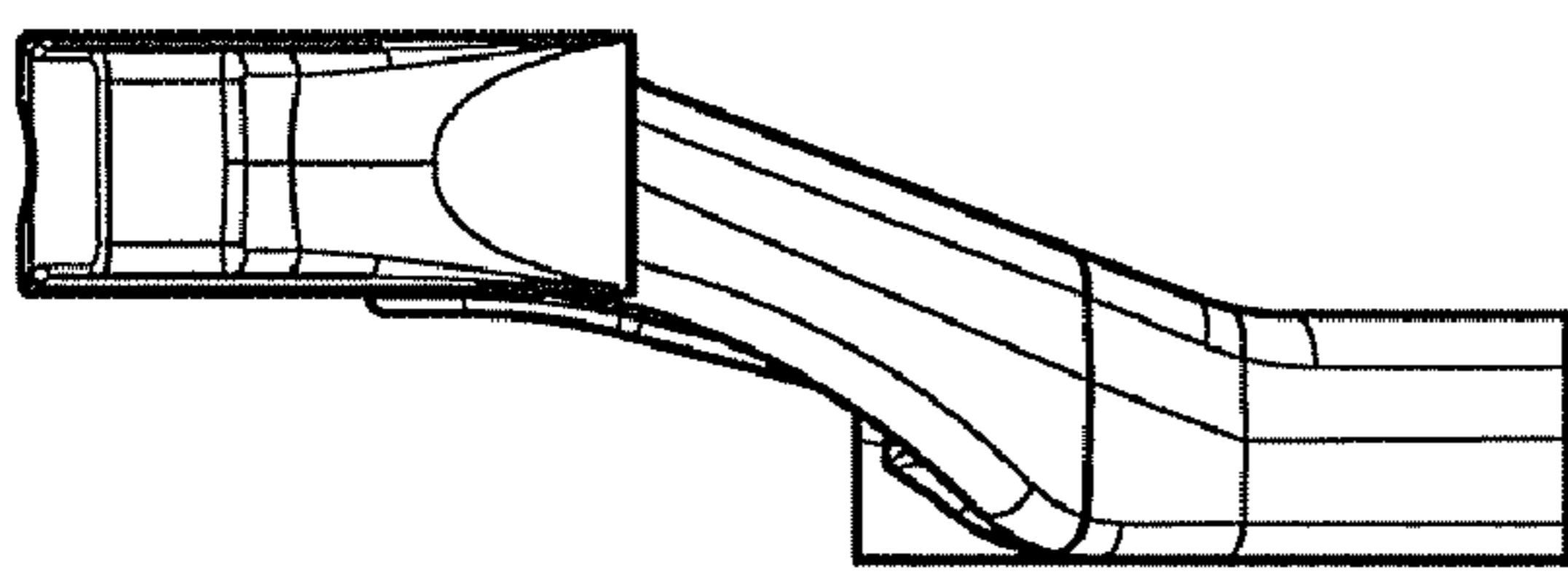


FIG. 5

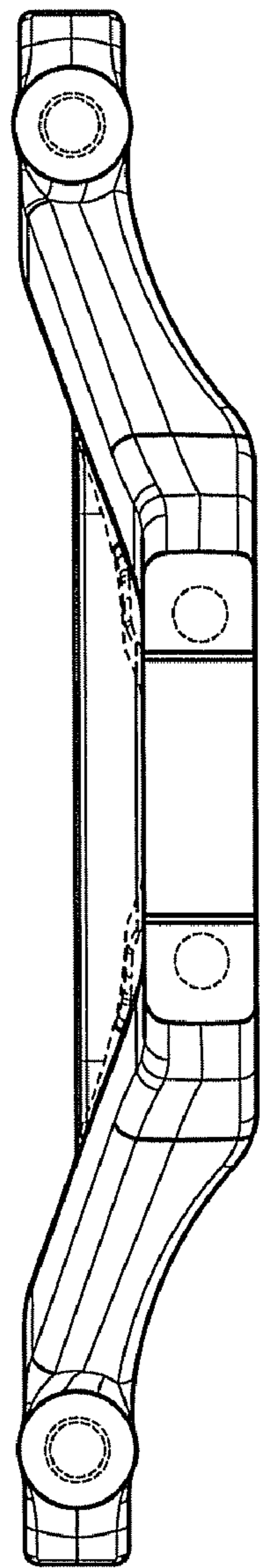


FIG. 4