



US00D606455S

(12) **United States Design Patent**  
**Baron**

(10) **Patent No.:** **US D606,455 S**

(45) **Date of Patent:** **\*\* Dec. 22, 2009**

(54) **ZIPPER**

(75) Inventor: **Ingrid Baron**, London (GB)

(73) Assignee: **Sao Paulo Alpargatas**, Sao Paulo (BR)

(\*\*) Term: **14 Years**

(21) Appl. No.: **29/309,006**

(22) Filed: **Jun. 10, 2008**

(30) **Foreign Application Priority Data**

Dec. 10, 2007 (BR) ..... DI6705283

(51) **LOC (9) Cl.** ..... **02-07**

(52) **U.S. Cl.** ..... **D11/221**

(58) **Field of Classification Search** ..... D11/200,  
D11/201, 221; 24/381–383, 385–387, 414–417,  
24/421–422, 427–431, 433; 2/265  
See application file for complete search history.

(56) **References Cited**

**U.S. PATENT DOCUMENTS**

2,520,496 A \* 8/1950 Deutsch ..... 24/424  
D251,697 S \* 5/1979 Toepelt et al. .... D11/221

D264,272 S \* 5/1982 Brinley ..... D11/221  
4,570,309 A \* 2/1986 Ishii ..... 24/429  
D324,660 S \* 3/1992 Yuuki ..... D11/221  
D423,986 S \* 5/2000 Ishii et al. .... D11/221  
D435,808 S \* 1/2001 Odgard ..... D11/221  
D482,987 S \* 12/2003 Ritter ..... D11/221  
D495,623 S \* 9/2004 Nordstrom et al. .... D11/221

\* cited by examiner

*Primary Examiner*—R. Seifert

(74) *Attorney, Agent, or Firm*—Arent Fox LLP

(57) **CLAIM**

The ornamental design for a zipper, as shown and described.

**DESCRIPTION**

FIG. 1 is a perspective view of the zipper of the present invention;

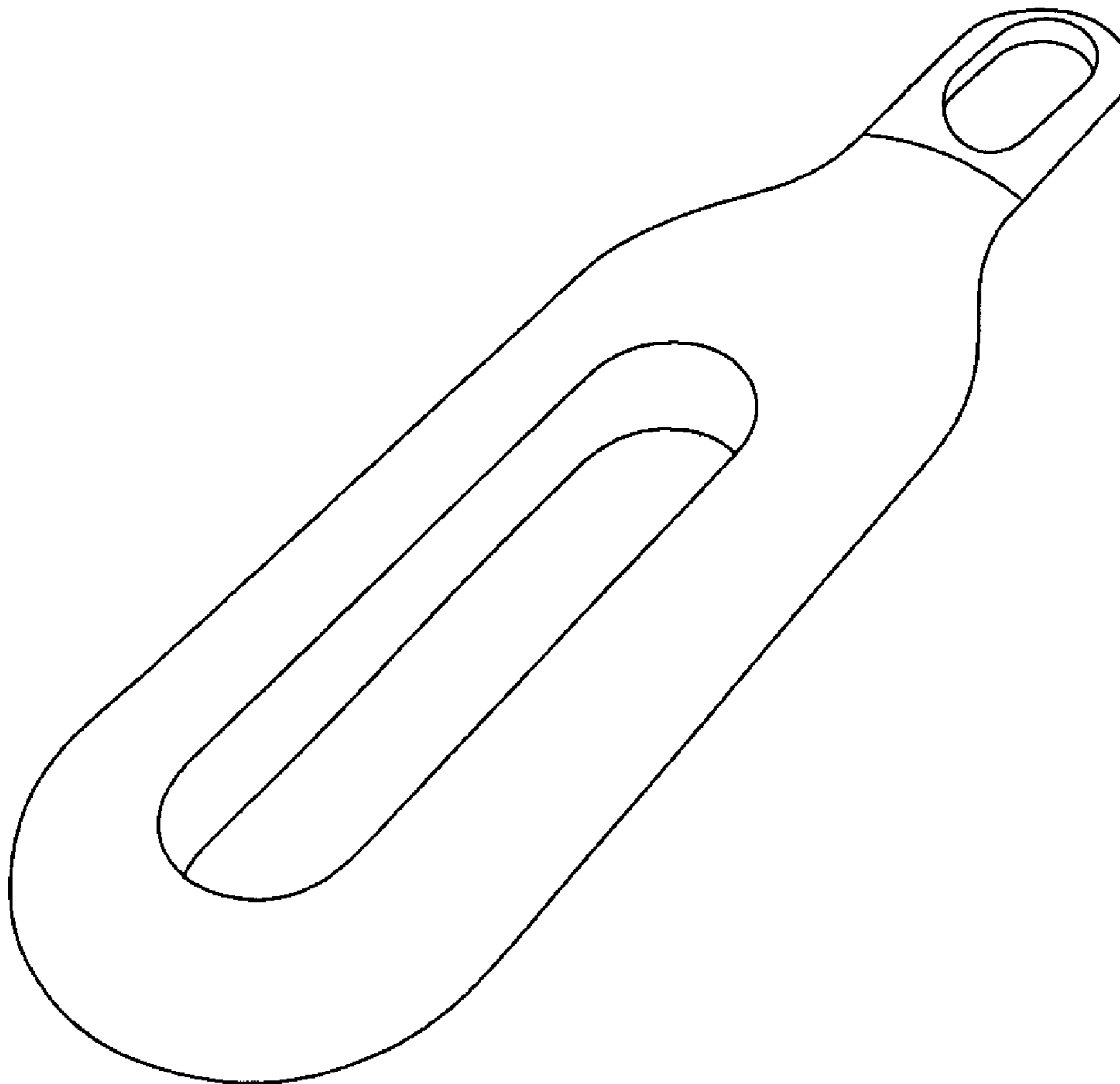
FIG. 2 is a frontal view of the zipper of FIG. 1;

FIG. 3 is a side view of the zipper of FIG. 2;

FIG. 4 is a top plan view of the zipper of FIG. 3; and,

FIG. 5 is a bottom plan view of the zipper shown in FIGS. 1 to 4 above.

**1 Claim, 1 Drawing Sheet**



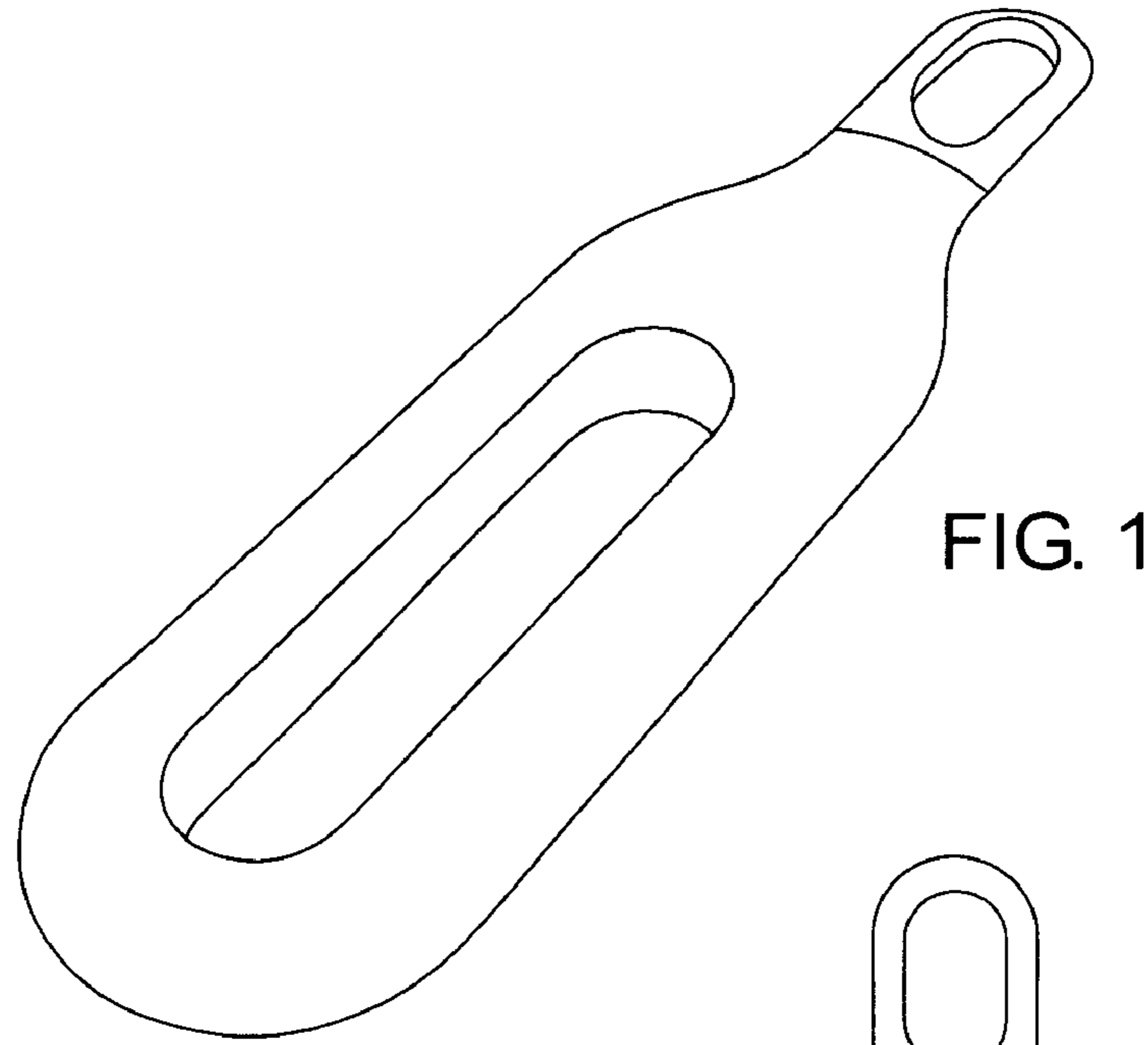


FIG. 1




FIG. 3




FIG. 2




FIG. 5




FIG. 4