



US00D606450S

(12) **United States Design Patent**  
**Aletto et al.**

(10) **Patent No.:** **US D606,450 S**

(45) **Date of Patent:** **\*\* Dec. 22, 2009**

(54) **PICK HOLDER JEWELRY ARTICLE**

(76) Inventors: **Mark V. Aletto**, 199 Windsor Dr., Moon Township, PA (US) 15108; **Richard J. Mackey**, 221 Shafer Rd., Moon Township, PA (US) 15108

(\*\*) Term: **14 Years**

(21) Appl. No.: **29/338,973**

(22) Filed: **Jun. 22, 2009**

**Related U.S. Application Data**

(62) Division of application No. 29/281,638, filed on Jun. 27, 2007, now Pat. No. Des. 596,980.

(51) **LOC (9) Cl.** ..... **11-03**

(52) **U.S. Cl.** ..... **D11/103**

(58) **Field of Classification Search** ..... D11/1-2, D11/40-41, 43-50, 53, 56, 60, 63, 65, 67, D11/75-78.1, 86, 89, 95-105, 108-109, 115-116, D11/79-83; 63/1.11, 1.12, 1.13, 1.14, 1.16, 63/1.18, 13, 14.1, 35, 38, 39; D3/207-211  
See application file for complete search history.

(56) **References Cited**

**U.S. PATENT DOCUMENTS**

D108,543 S \* 2/1938 Hobe ..... D11/53

D263,288 S \* 3/1982 Errigo ..... D11/8  
D305,311 S \* 1/1990 Roberts ..... D11/48  
D386,711 S \* 11/1997 Matye ..... D11/44  
D388,012 S \* 12/1997 Matye ..... D11/44  
D394,021 S \* 5/1998 Matye ..... D11/44  
D453,775 S \* 2/2002 Chou ..... D15/7  
D471,561 S \* 3/2003 Kohsaka ..... D15/7  
D544,390 S \* 6/2007 Lehmann et al. .... D11/53  
D544,767 S 6/2007 Kelleghan

\* cited by examiner

*Primary Examiner*—R. Seifert

(74) *Attorney, Agent, or Firm*—McNees Wallace & Nurick LLC

(57) **CLAIM**

The ornamental design for a pick holder jewelry article, as shown and described.

**DESCRIPTION**

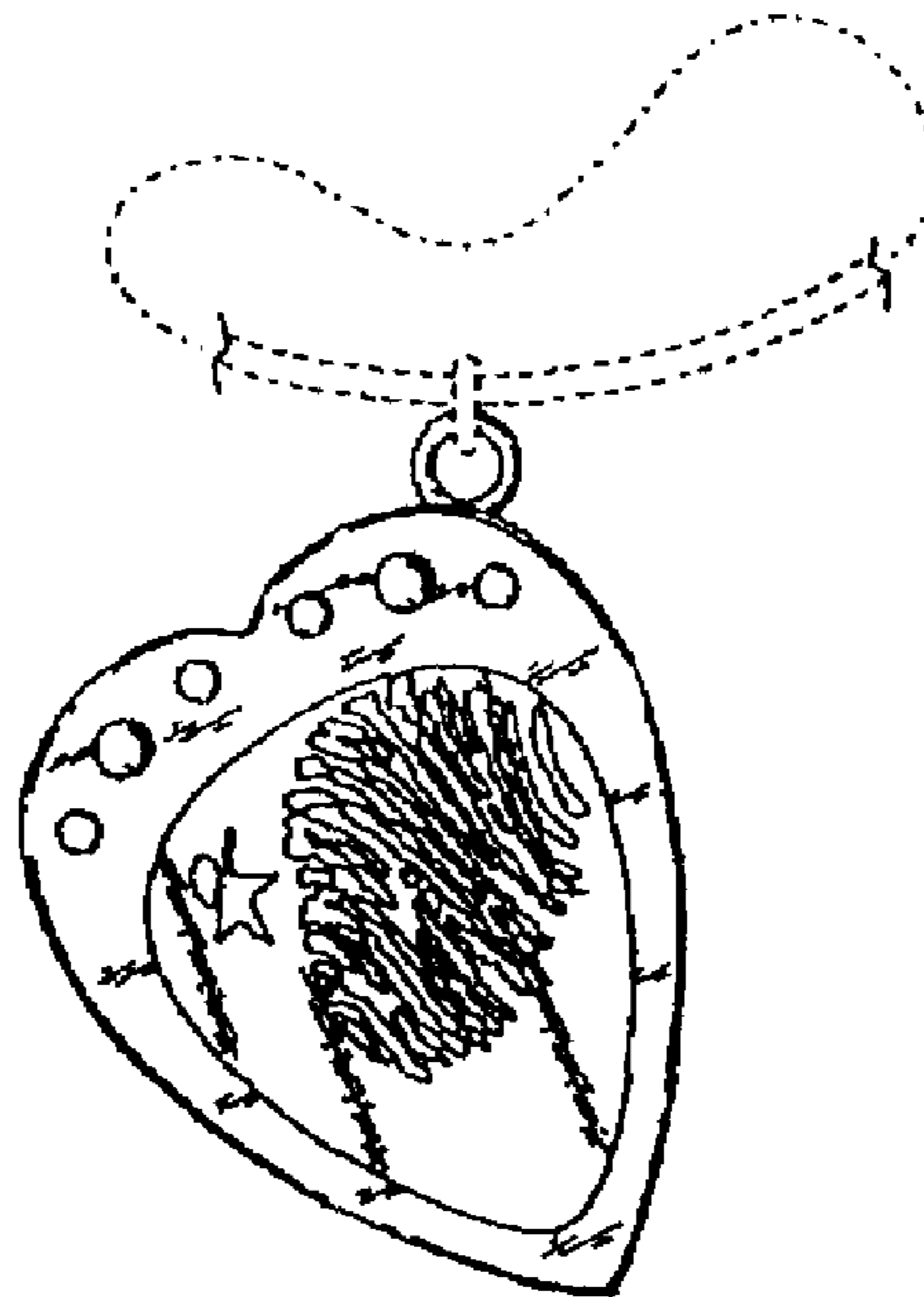
FIG. 1 is a front elevational view of a pick holder jewelry article showing our new design;

FIG. 2 is a rear elevational view; and,

FIG. 3 is a front elevational view of FIG. 1 combined with a pick.

The broken lines shown in the drawings are for illustrative purposes only and form no part of the claimed design.

**1 Claim, 1 Drawing Sheet**



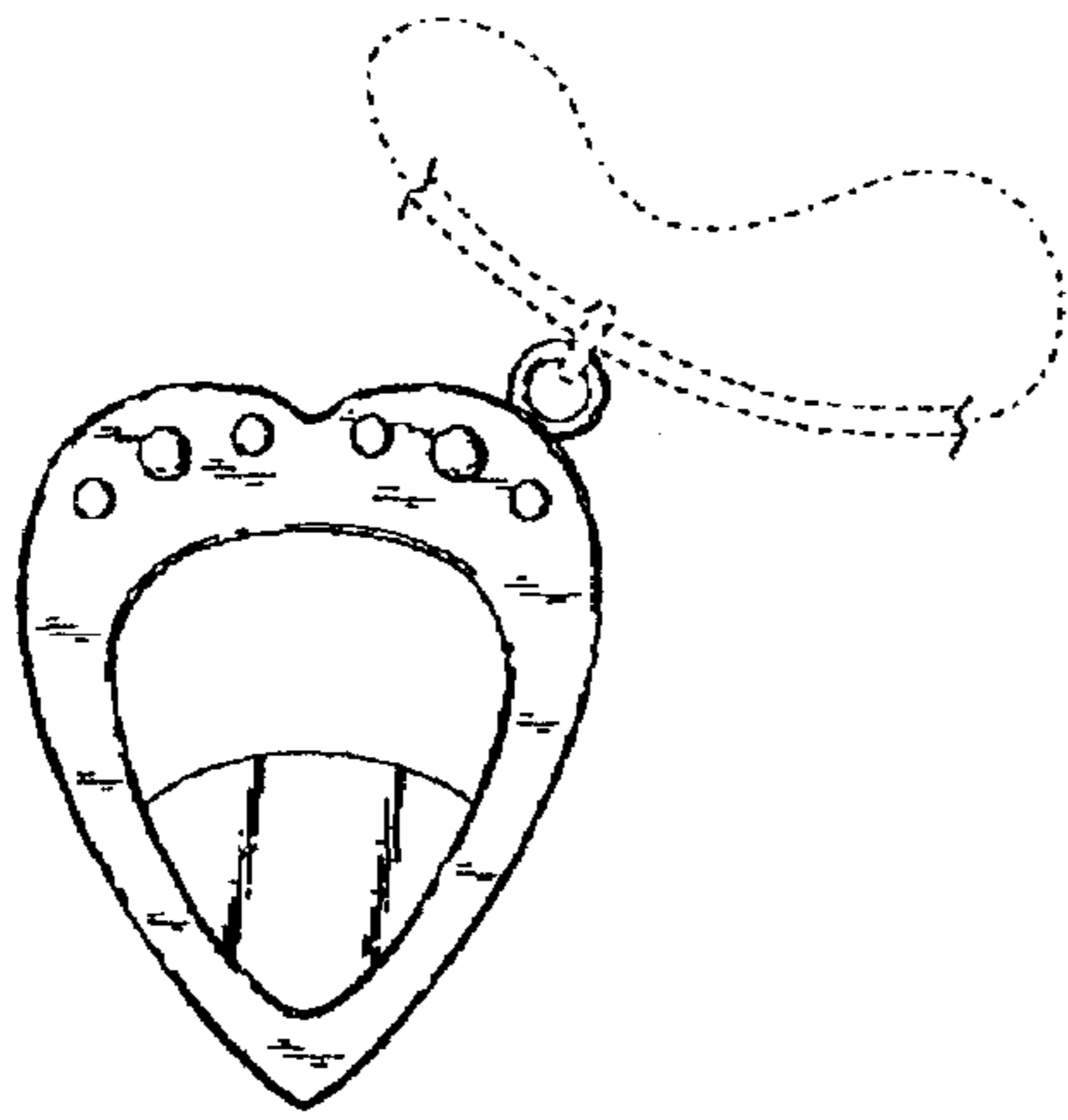


Fig. 1

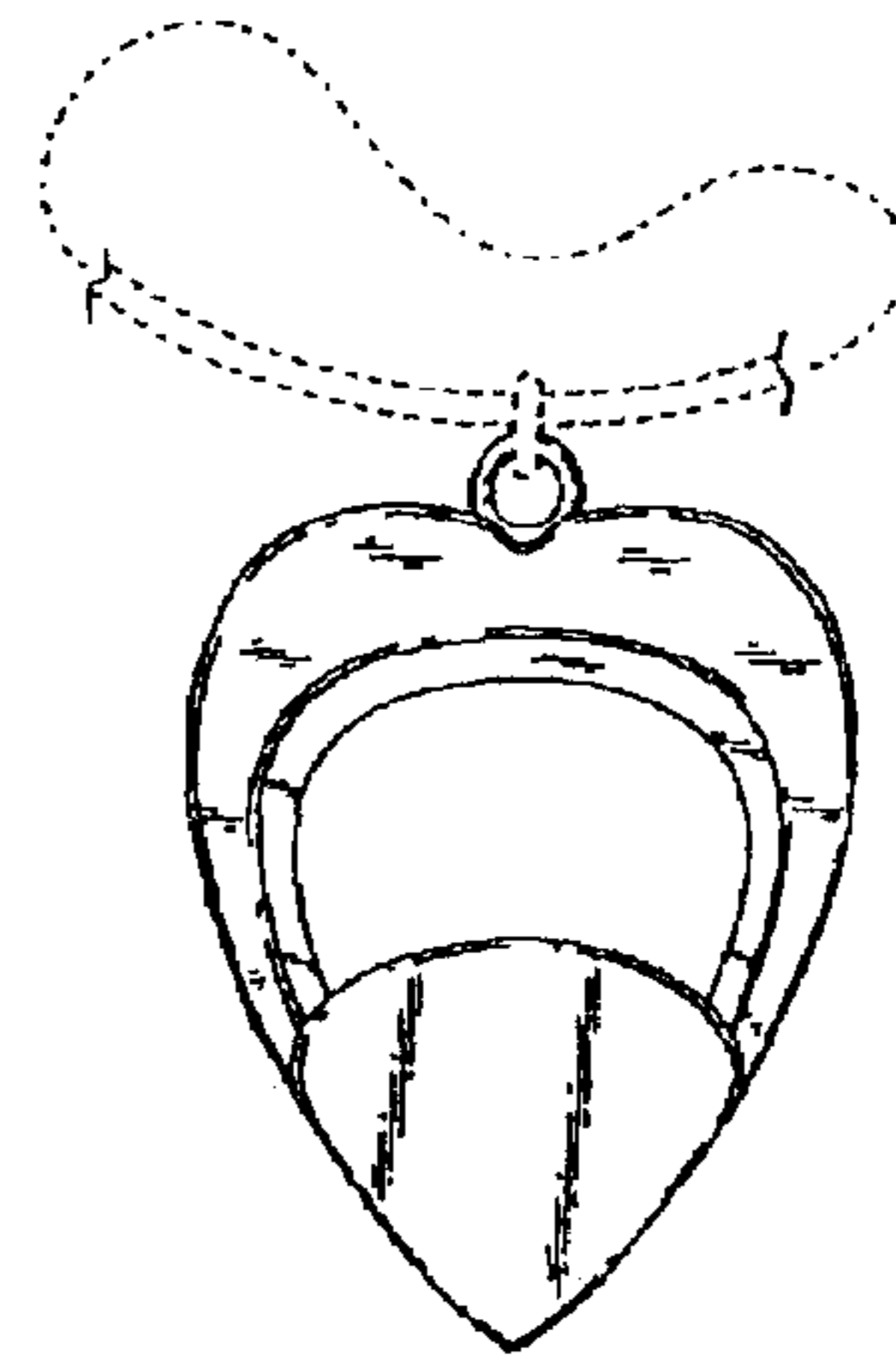


Fig. 2

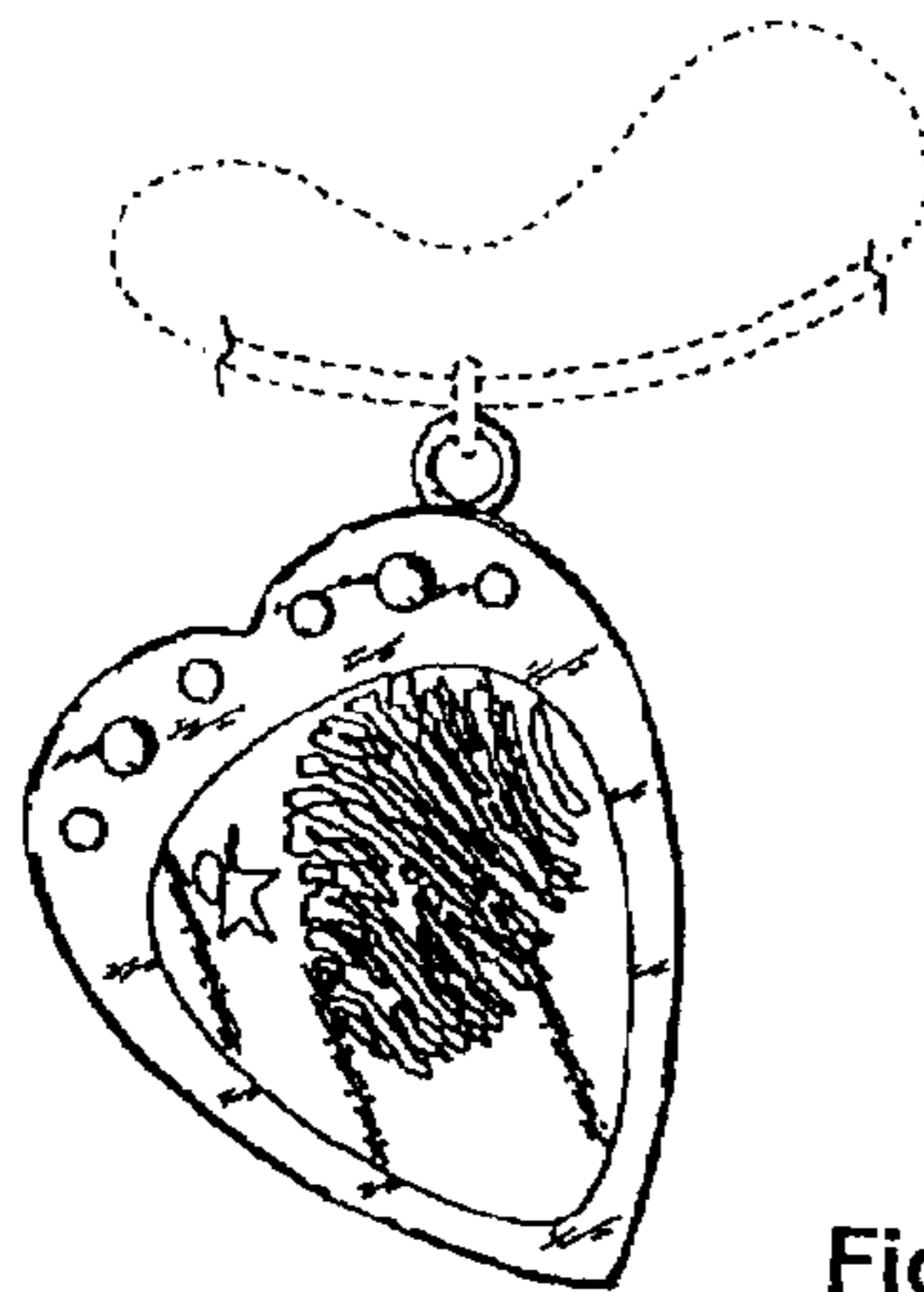


Fig. 3