

US00D606443S

(12) **United States Design Patent**  
**Traglio**

(10) **Patent No.:** **US D606,443 S**

(45) **Date of Patent:** **\*\* Dec. 22, 2009**

(54) **EARRING**

(75) Inventor: **Carlo Traglio**, Milan (IT)

(73) Assignee: **La Casa Vhernier S.p.A.**, Milan (IT)

(\*\*) Term: **14 Years**

(21) Appl. No.: **29/325,481**

(22) Filed: **Oct. 1, 2008**

(30) **Foreign Application Priority Data**

Apr. 2, 2008 (WO) ..... DM/070 049

(51) **LOC (9) Cl.** ..... **11-02**

(52) **U.S. Cl.** ..... **D11/42**

(58) **Field of Classification Search** ..... D11/1,  
D11/40-48, 75-78, 86, 93; 63/12, 13, 14.1,  
63/14.2, 14.3, 14.4, 14.5, 14.6, 14.7, 14.8,  
63/9, 7, 27, 28

See application file for complete search history.

(56) **References Cited**

**U.S. PATENT DOCUMENTS**

D372,312 S \* 7/1996 Lange ..... D24/174

D393,812 S \* 4/1998 Silveri ..... D11/40  
D481,646 S \* 11/2003 Bonifacio ..... D11/40  
2006/0048541 A1 \* 3/2006 Khyvat ..... 63/12

\* cited by examiner

*Primary Examiner*—Cathron C Brooks

*Assistant Examiner*—Melanie Levy

(74) *Attorney, Agent, or Firm*—Reising Ethington P.C.

(57) **CLAIM**

The ornamental design for an earring, as shown and described.

**DESCRIPTION**

FIG. 1 is a front view of an earring showing my new design;

FIG. 2 is a rear view thereof;

FIG. 3 is a side view thereof;


FIG. 4 is a second side view thereof, showing the opposite side as FIG. 3;

FIG. 5 is a top view thereof;

FIG. 6 is a bottom view thereof; and,

FIG. 7 is a perspective view thereof.

**1 Claim, 1 Drawing Sheet**






FIG. 5




FIG. 4




FIG. 1




FIG. 3

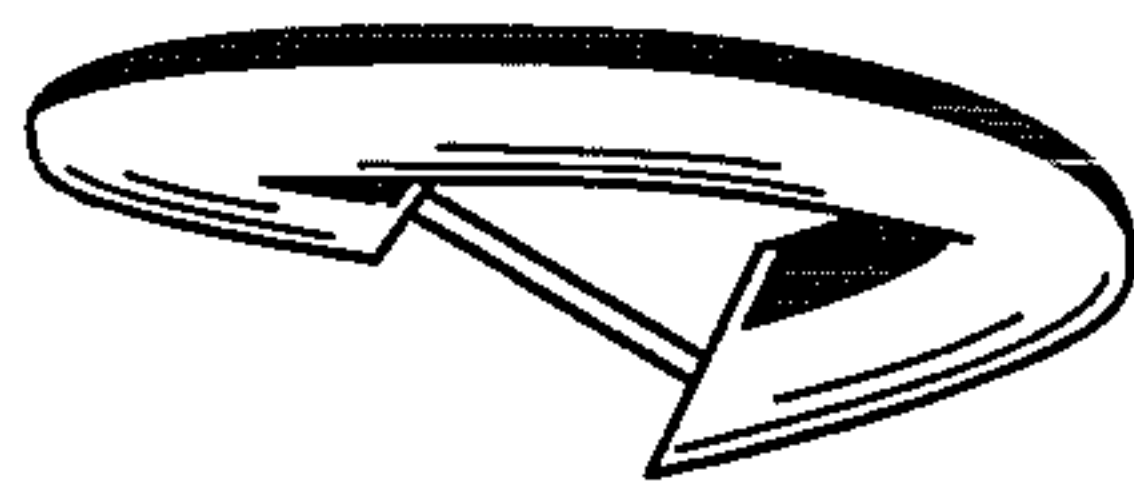


FIG. 6

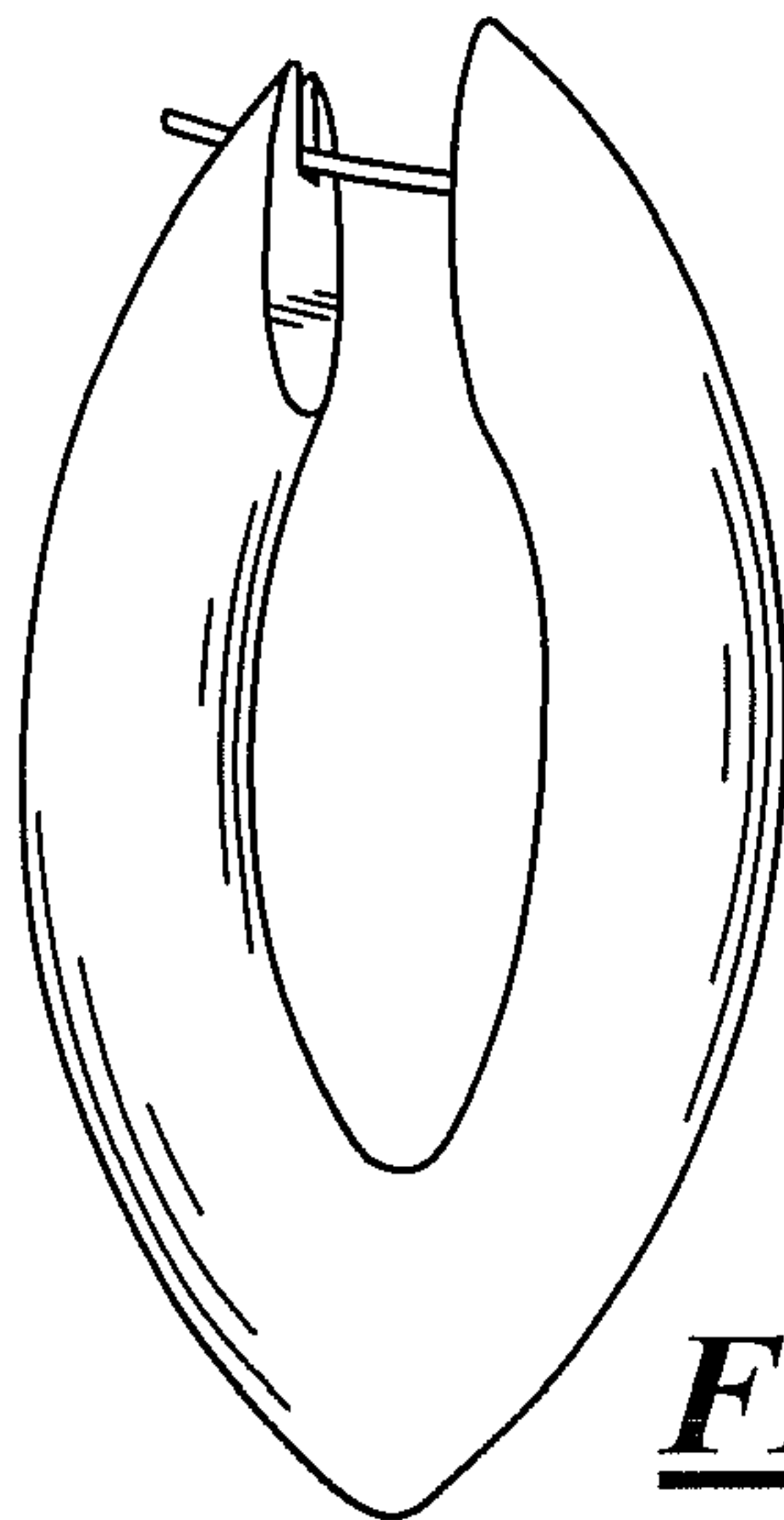


FIG. 2

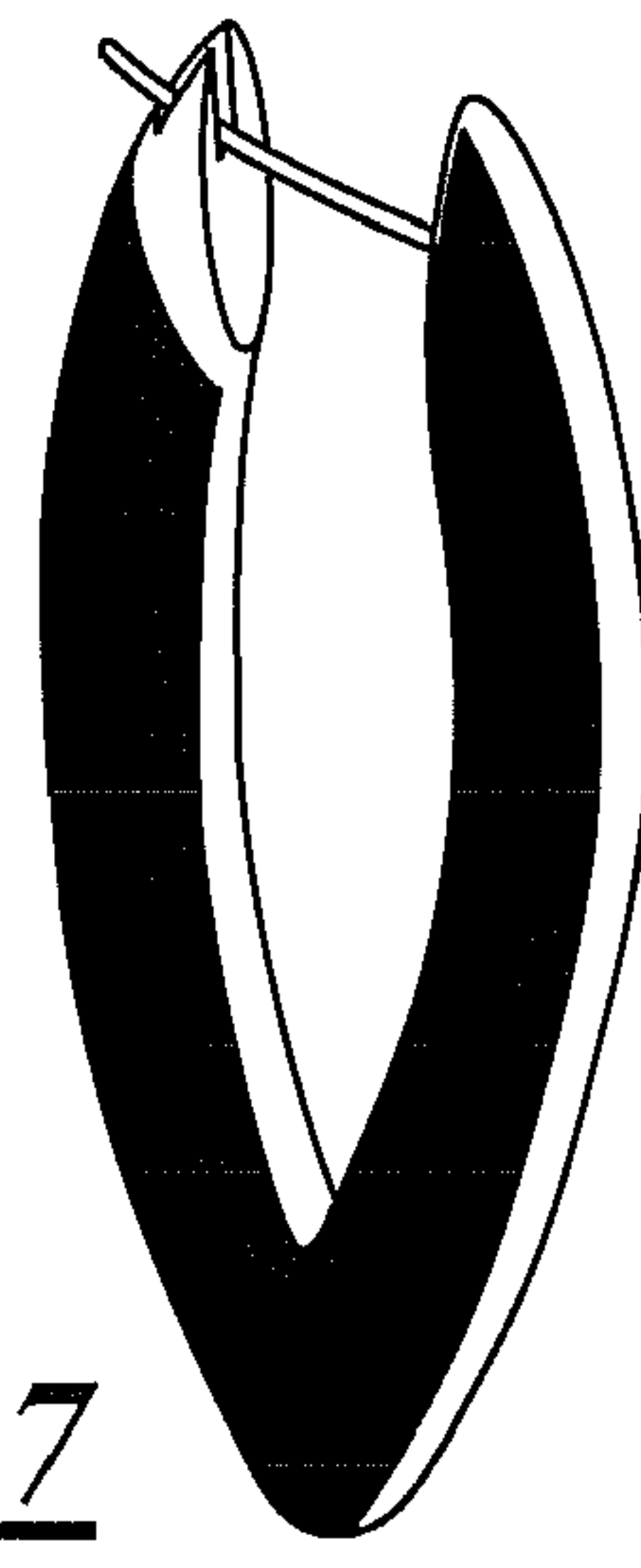


FIG. 7