



US00D606441S

(12) **United States Design Patent**  
**Miyatake**

(10) **Patent No.:** **US D606,441 S**

(45) **Date of Patent:** **\*\* Dec. 22, 2009**

(54) **CASING FOR ILLUMINATING DEVICE**

(75) Inventor: **Tetsuya Miyatake**, Osaka (JP)

(73) Assignee: **Patlite Corporation**, Osaka (JP)

(\*\*) Term: **14 Years**

(21) Appl. No.: **29/294,745**

(22) Filed: **Jan. 25, 2008**

(30) **Foreign Application Priority Data**

Aug. 3, 2007 (JP) ..... 2007-021244

(51) **LOC (9) Cl.** ..... **10-05**

(52) **U.S. Cl.** ..... **D10/111**

(58) **Field of Classification Search** ..... D10/114,  
D10/109, 111; D34/25; D22/148; D26/49,  
D26/37, 110, 24, 27, 93, 104, 60-71; D24/110;  
340/908, 309.8, 309.16, 321, 953, 384.1,  
340/815.77, 691.1, 326; 116/63 P, 63 R;  
362/205, 184, 253, 186; 390/321, 690

See application file for complete search history.

(56) **References Cited**

**U.S. PATENT DOCUMENTS**

D123,048 S \* 10/1940 Doane ..... D26/76  
D212,722 S \* 11/1968 Kahn ..... D10/114  
D315,216 S \* 3/1991 Kelley et al. .... D26/28

D320,363 S \* 10/1991 Lyons ..... D10/114  
D411,325 S \* 6/1999 Roorda ..... D26/87  
D442,106 S \* 5/2001 Stein et al. .... D10/114  
D532,920 S \* 11/2006 Echito ..... D26/86  
D583,695 S \* 12/2008 Grote, Jr. .... D10/109

\* cited by examiner

*Primary Examiner*—Caron Veynar

*Assistant Examiner*—George D Kirschbaum

(74) *Attorney, Agent, or Firm*—William L. Androlia; H. Henry Koda

(57) **CLAIM**

The ornamental design for a casing for illuminating device, as shown and described.

**DESCRIPTION**

FIG. 1 is a front elevational view of a casing for illuminating device showing my new design;

FIG. 2 is a rear elevational view thereof;

FIG. 3 is a top plan view thereof;

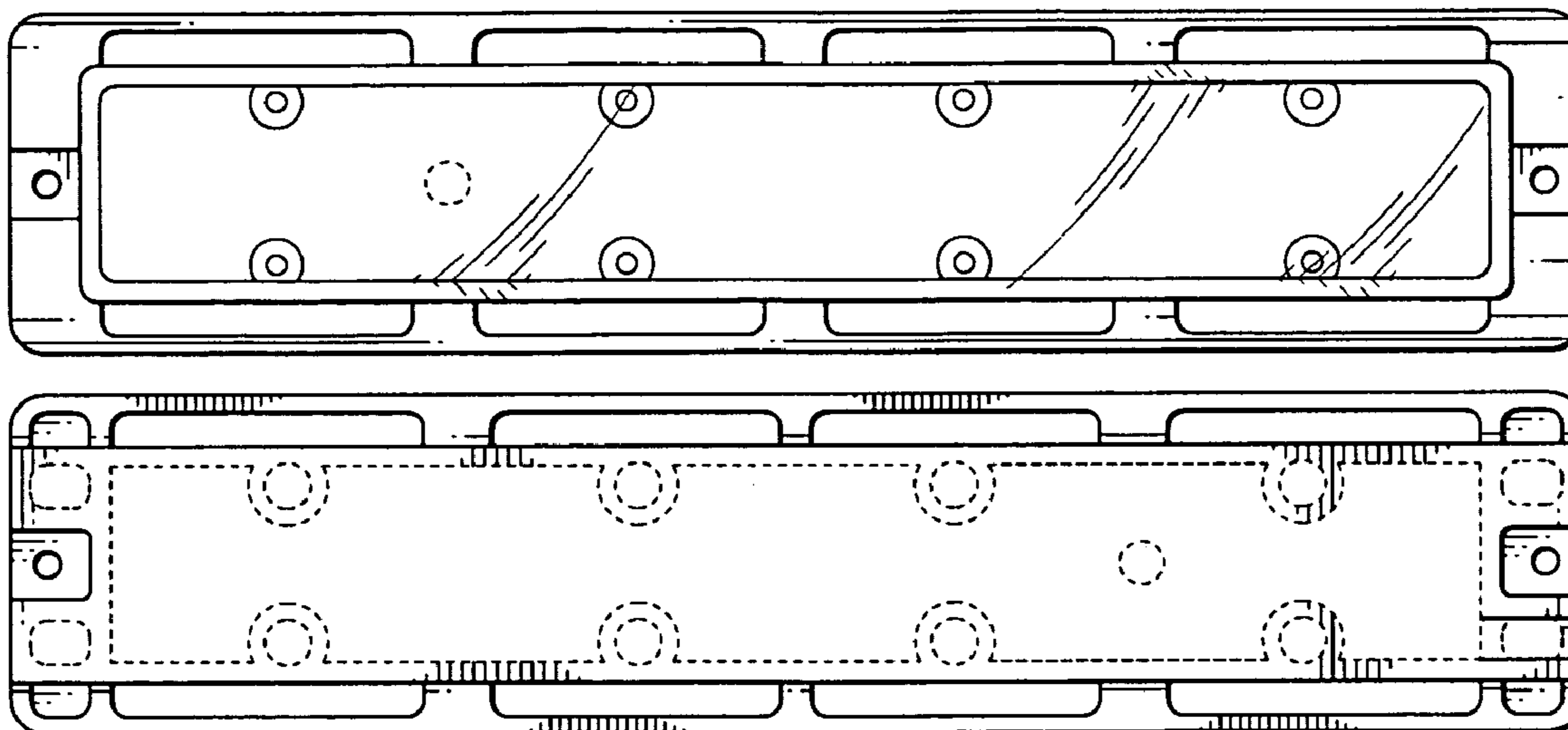
FIG. 4 is a bottom plan view thereof;

FIG. 5 is a left side elevational view thereof; and,

FIG. 6 is a right side elevational view thereof.

The portion shown in broken lines forms no part of the claimed design.

**1 Claim, 2 Drawing Sheets**






FIG. 1

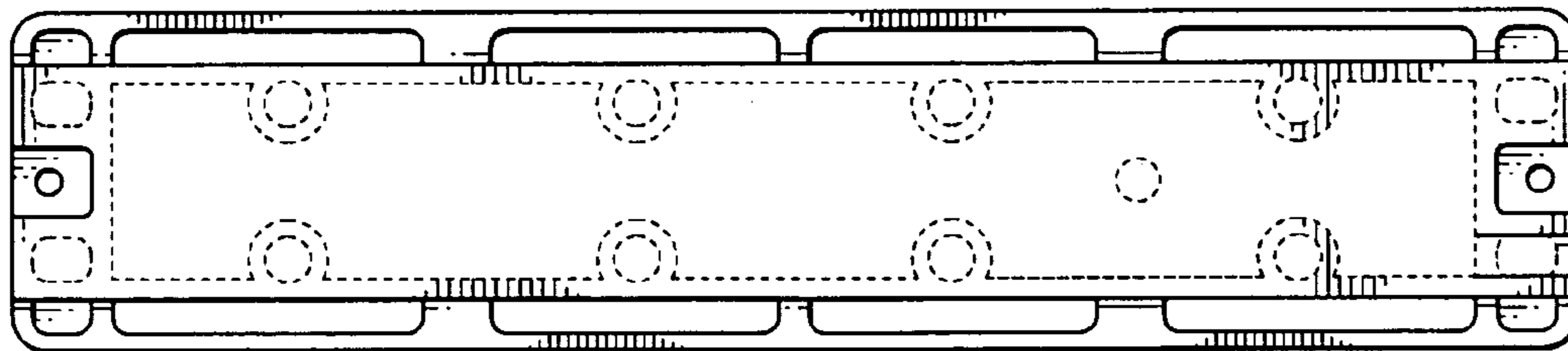


FIG. 2

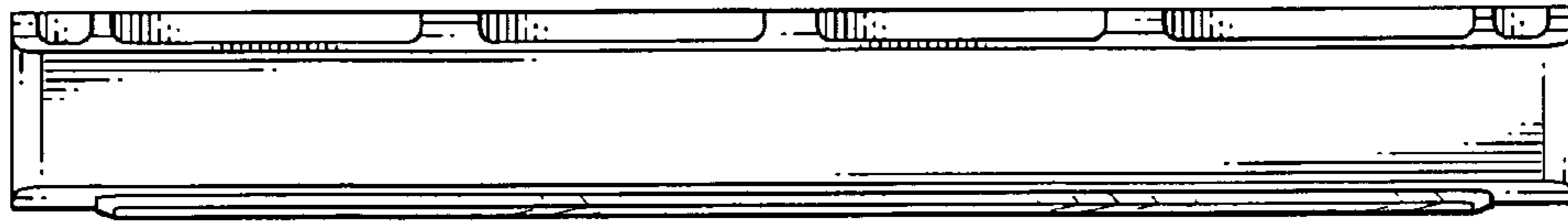


FIG. 3

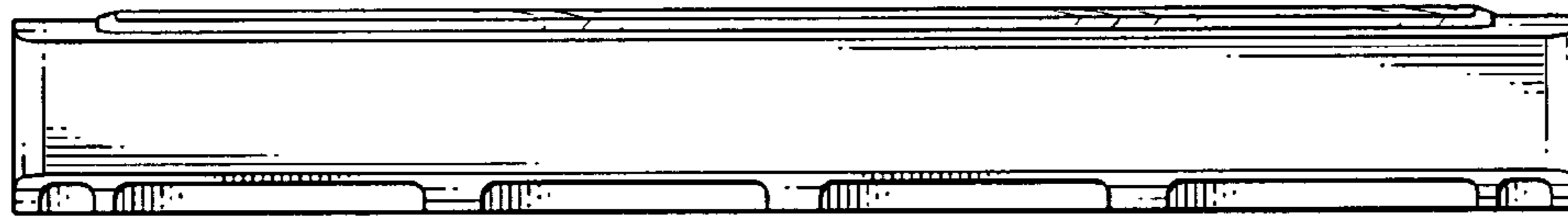


FIG. 4

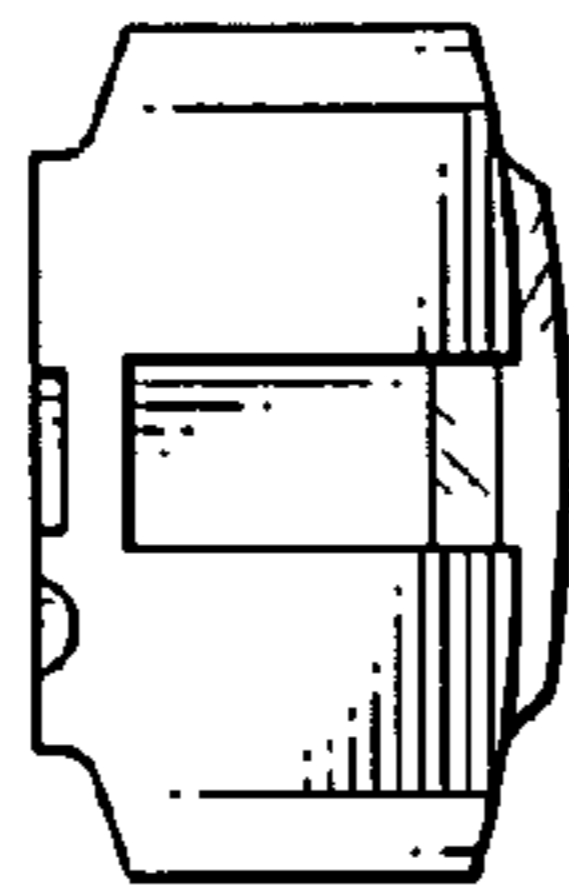


FIG. 5

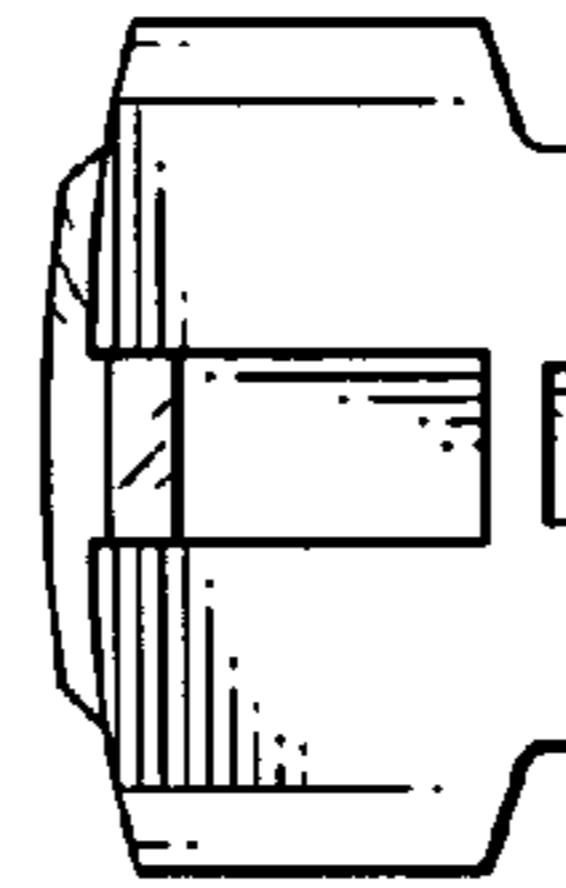


FIG. 6