



US00D606431S

(12) **United States Design Patent**
Mason

(10) **Patent No.:** **US D606,431 S**

(45) **Date of Patent:** **** Dec. 22, 2009**

(54) **MOTOR VEHICLE BRAKE LIGHT TESTER**

D445,350 S * 7/2001 Bystrom et al. D10/78
6,575,002 B1 6/2003 Hsu
6,662,894 B2 12/2003 Chantrasuwan et al.
6,792,780 B1 9/2004 De Lucia
6,976,374 B1 12/2005 Dougherty

(76) Inventor: **Aaron J. Mason**, 32 Avenue D.,
Norwalk, CT (US) 06854

(**) Term: **14 Years**

* cited by examiner

(21) Appl. No.: **29/291,881**

Primary Examiner—Antoine D Davis
(74) *Attorney, Agent, or Firm*—Robert C. Montgomery

(22) Filed: **Sep. 19, 2007**

(51) **LOC (9) Cl.** **10-04**

(52) **U.S. Cl.** **D10/78**

(58) **Field of Classification Search** D10/75,
D10/78; 324/72.5, 122, 133, 149, 509, 556,
324/503, 510, 511, 512, 555; 73/131; 81/478
See application file for complete search history.

(57) **CLAIM**

The ornamental design for a motor vehicle brake light tester,
as shown and described.

DESCRIPTION

FIG. 1 is a perspective view of a motor vehicle brake light
tester, as shown and described;

FIG. 2 is a front and rear view thereof;

FIG. 3 is a side view thereof;

FIG. 4 is a top view thereof; and,

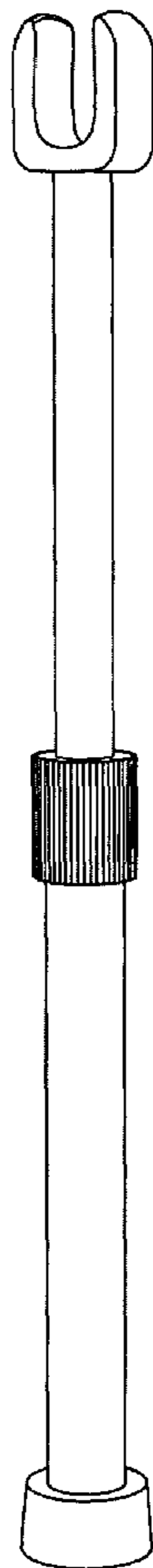
FIG. 5 is a bottom view thereof.

(56) **References Cited**

U.S. PATENT DOCUMENTS

1,925,219 A * 9/1933 Weigt 73/131
4,006,409 A * 2/1977 Adams 324/510
D288,416 S * 2/1987 Romano D10/78
4,700,126 A 10/1987 Hill
5,537,846 A 7/1996 Simon
6,131,712 A 10/2000 Rhodenizer

1 Claim, 3 Drawing Sheets



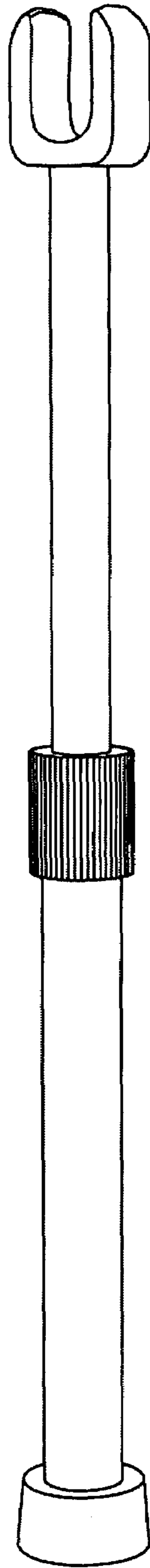


Fig. 1

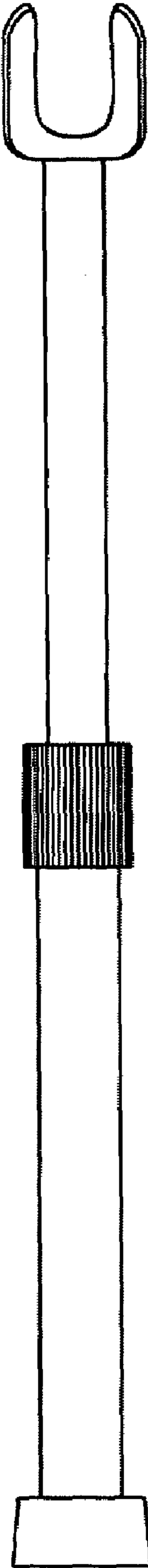


Fig. 2

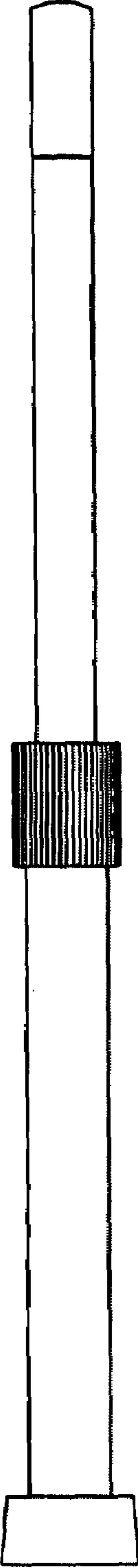


Fig. 3

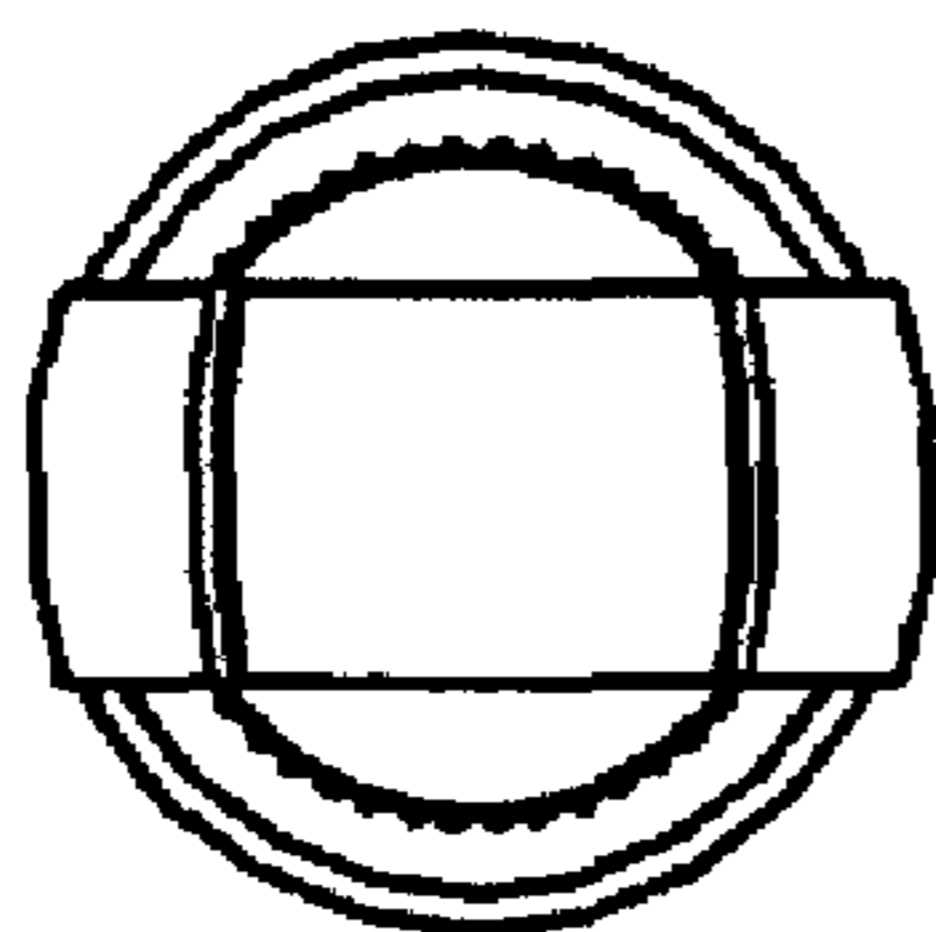


Fig. 4

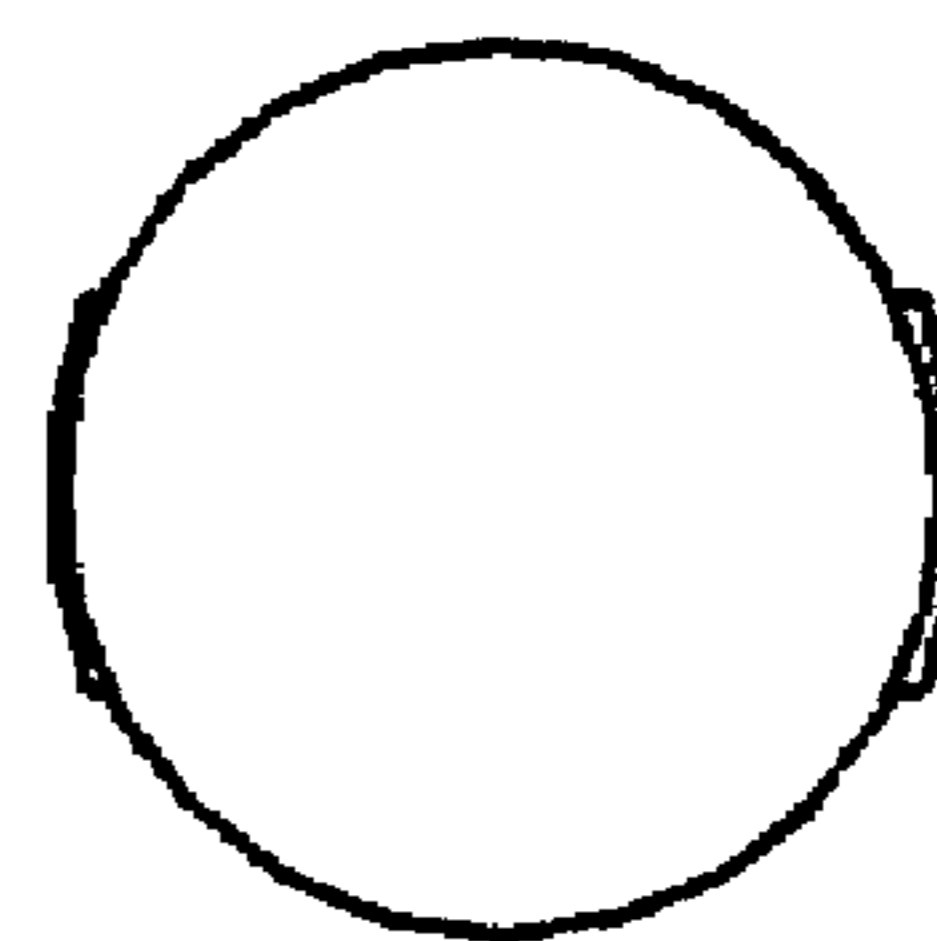


Fig. 5