



US00D606424S

(12) **United States Design Patent**  
**Inoue**

(10) **Patent No.:** **US D606,424 S**  
(45) **Date of Patent:** **\*\* Dec. 22, 2009**

(54) **WRIST WATCH**

(75) Inventor: **Hideki Inoue**, Musashino (JP)

(73) Assignee: **Citizen Tokei Kabushiki Kaisha** (JP)

(\*\*) Term: **14 Years**

(21) Appl. No.: **29/340,528**

(22) Filed: **Jul. 21, 2009**

(30) **Foreign Application Priority Data**

Mar. 9, 2009 (JP) ..... 2009-005114

(51) **LOC (9) Cl.** ..... **10-02**

(52) **U.S. Cl.** ..... **D10/39**

(58) **Field of Classification Search** ..... D10/30-39,  
D10/122-132; 368/276, 281, 282, 285, 308,  
368/319, 223, 228, 232, 80

See application file for complete search history.

(56) **References Cited**

**U.S. PATENT DOCUMENTS**

D78,044 S *	3/1929	Streng	.....	D10/126
2,361,563 A *	10/1944	Pellaton	.....	368/80
3,665,701 A *	5/1972	Burdet	.....	368/295
D287,470 S *	12/1986	Houlihan	.....	D10/30
D297,125 S *	8/1988	Grinberg	.....	D10/39
D368,664 S *	4/1996	Schick et al.	.....	D10/39
D397,944 S *	9/1998	Bulgari	.....	D10/39
D410,199 S *	5/1999	Calvani	.....	D10/39
D434,679 S *	12/2000	Dumas	.....	D10/39

D460,002 S *	7/2002	Wunderman	.....	D10/32
D475,638 S *	6/2003	Modolo	.....	D10/39
D488,075 S *	4/2004	Bertucci	.....	D10/30
D491,820 S *	6/2004	Bitetto	.....	D10/39
D502,413 S *	3/2005	Sugiura et al.	.....	D10/39
D502,879 S *	3/2005	Bernheim	.....	D10/32
D508,212 S *	8/2005	Scheufele	.....	D10/39
D547,211 S *	7/2007	Dias	.....	D10/39
D559,124 S *	1/2008	Modolo	.....	D10/32
D566,585 S *	4/2008	Belamich	.....	D10/39
D582,296 S *	12/2008	Bertucci	.....	D10/38

\* cited by examiner

*Primary Examiner*—Lucy Lieberman

(74) *Attorney, Agent, or Firm*—Banner & Witcoff, Ltd.

(57) **CLAIM**

The ornamental design for a wrist watch, as shown and described.

**DESCRIPTION**

FIG. 1 is a perspective view thereof,

FIG. 2 is a front elevational view thereof,

FIG. 3 is a rear elevational view thereof,

FIG. 4 is a right side elevational view thereof,

FIG. 5 is a left side elevational view thereof,

FIG. 6 is a top plan view; and,

FIG. 7 is a bottom plan view thereof.

**1 Claim, 3 Drawing Sheets**






FIG. 1






FIG. 2




FIG. 3






FIG. 5




FIG. 4




FIG. 6




FIG. 7

