



US00D606420S

(12) **United States Design Patent**  
**Shoji**

(10) **Patent No.:** **US D606,420 S**

(45) **Date of Patent:** **\*\* Dec. 22, 2009**

(54) **CONFECTIONARY HOLDER**

(75) Inventor: **Dai Shoji**, Hokkaido (JP)

(73) Assignee: **Kabushiki Kaisha Bocca**, Date,  
Hokkaido (JP)

(\*\*) Term: **14 Years**

(21) Appl. No.: **29/299,431**

(22) Filed: **Dec. 26, 2007**

(51) **LOC (9) Cl.** ..... **09-05**

(52) **U.S. Cl.** ..... **D9/705; D21/503; D21/519;**  
D21/440

(58) **Field of Classification Search** ..... D9/702-714,  
D9/720, 500, 503, 519, 414, 434, 435, 443;  
D3/269, 271.1, 303; D8/394-396, 383; D1/102,  
D1/104, 105, 199; D21/438-440, 453; 206/540,  
206/457, 521.1, 524.1, 525, 591, 592; 229/87.03,  
229/87.08, 922; 383/42, 70, 71, 118, 822;  
150/154; 426/104, 106; 24/16 R, 30.5 R,  
24/30.5 W, 30.5 S, 30.5 P, 132 WL, 543,  
24/517, 518, 559, 571; 446/4, 5, 71-73,  
446/220-226, 186, 187, 267, 486, 487  
See application file for complete search history.

(56) **References Cited**

**U.S. PATENT DOCUMENTS**

405,518 A \* 6/1889 Wilson ..... 24/30.5 R  
824,071 A \* 6/1906 Faber et al. .... 446/220  
1,301,118 A \* 4/1919 Gartner ..... 446/5  
1,527,046 A \* 2/1925 Ingram ..... 446/71  
2,248,963 A \* 7/1941 Copeman ..... 426/104  
3,094,807 A \* 6/1963 Dorman ..... 446/222  
3,825,012 A \* 7/1974 Nicoll ..... 606/120  
3,926,195 A \* 12/1975 Bleier et al. .... 128/831

3,978,555 A \* 9/1976 Weisenthal ..... 24/543  
4,380,103 A \* 4/1983 McGrath et al. .... 24/543  
4,416,038 A \* 11/1983 Morrone, III ..... 24/487  
4,866,818 A \* 9/1989 Thompson ..... 24/543  
4,924,919 A \* 5/1990 Oyler ..... 141/10  
4,932,915 A \* 6/1990 Boris et al. .... 446/75  
5,109,576 A \* 5/1992 Teekell et al. .... 24/30.5 R  
D507,481 S \* 7/2005 Blake et al. .... D8/394

**FOREIGN PATENT DOCUMENTS**

JP 2001114305 A \* 4/2001

\* cited by examiner

*Primary Examiner*—Catherine Tuttle

(74) *Attorney, Agent, or Firm*—Marshall, Gerstein & Borun  
LLP

(57) **CLAIM**

The ornamental design for the confectionary holder, as shown  
and described.

**DESCRIPTION**

FIG. 1 is a perspective view showing my new design for a  
confectionary holder;

FIG. 2 is a front view of the confectionary holder of FIG. 1;

FIG. 3 is a rear view of the confectionary holder of FIG. 1;

FIG. 4 is a right side view of the confectionary holder of FIG.  
1;

FIG. 5 is a left side view of the confectionary holder of FIG.  
1;

FIG. 6 is a top plan view of the confectionary holder of FIG.  
1; and,

FIG. 7 is a bottom plan view of the confectionary holder of  
FIG. 1.

**1 Claim, 7 Drawing Sheets**

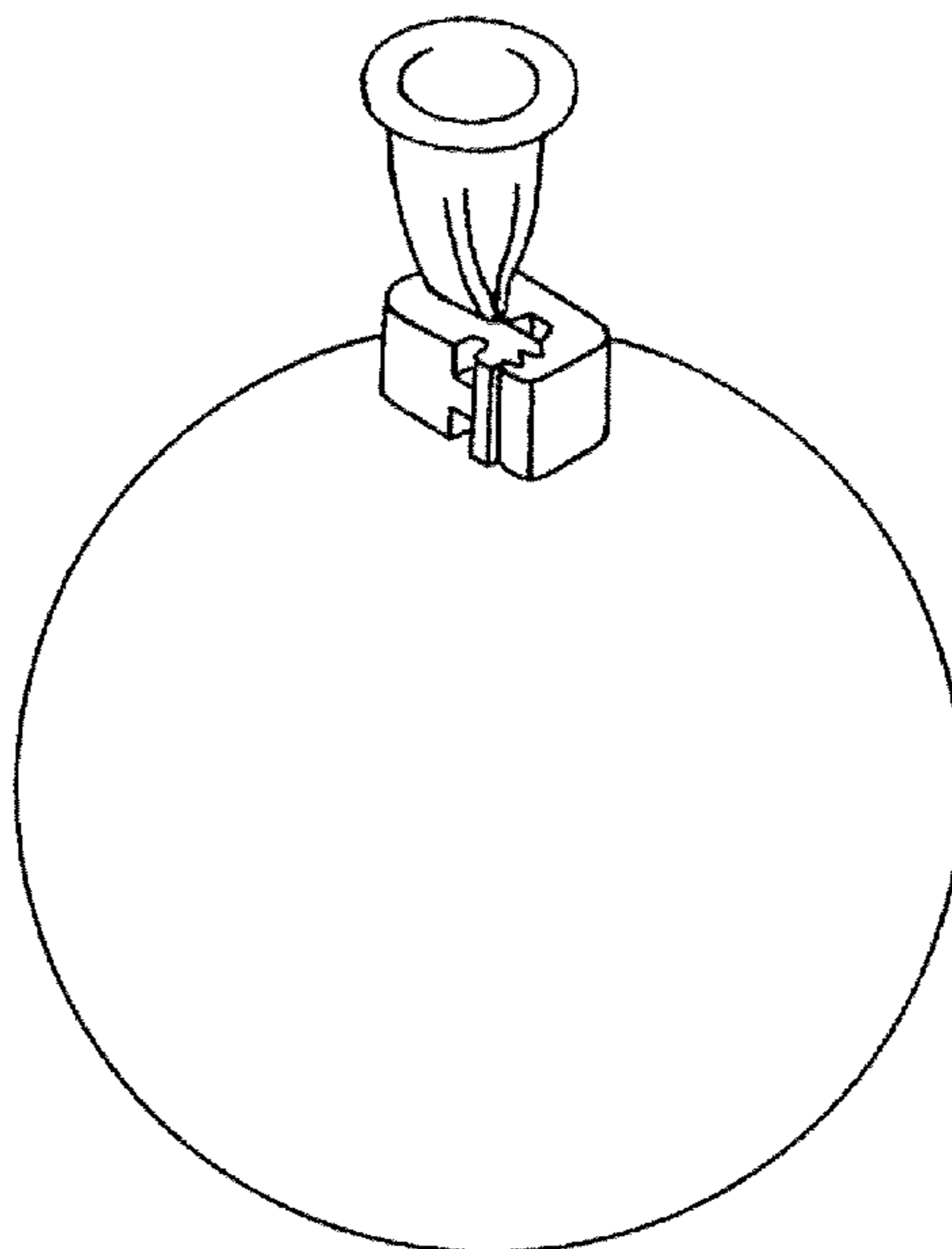


FIG. 1

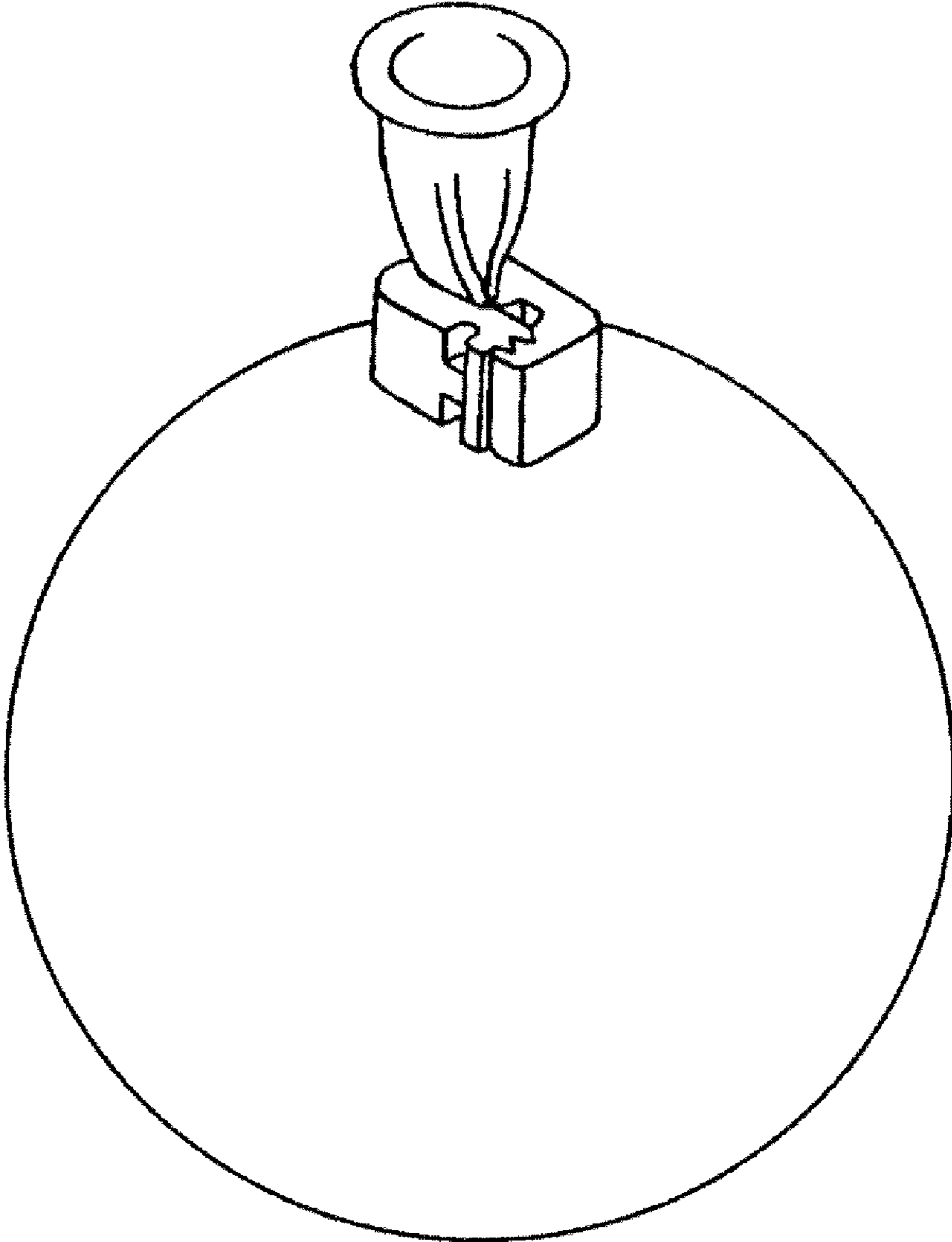


FIG. 2

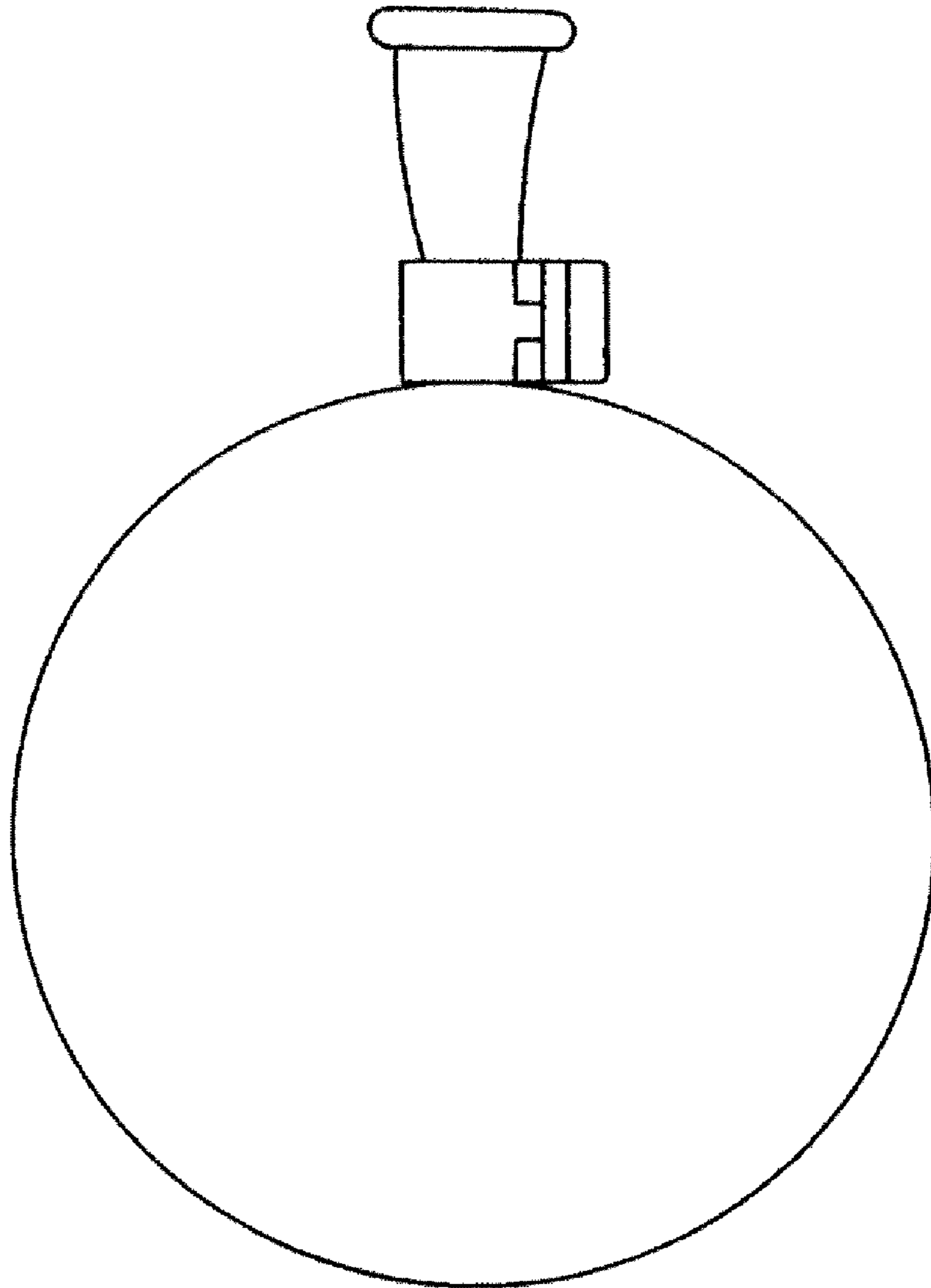


FIG. 3

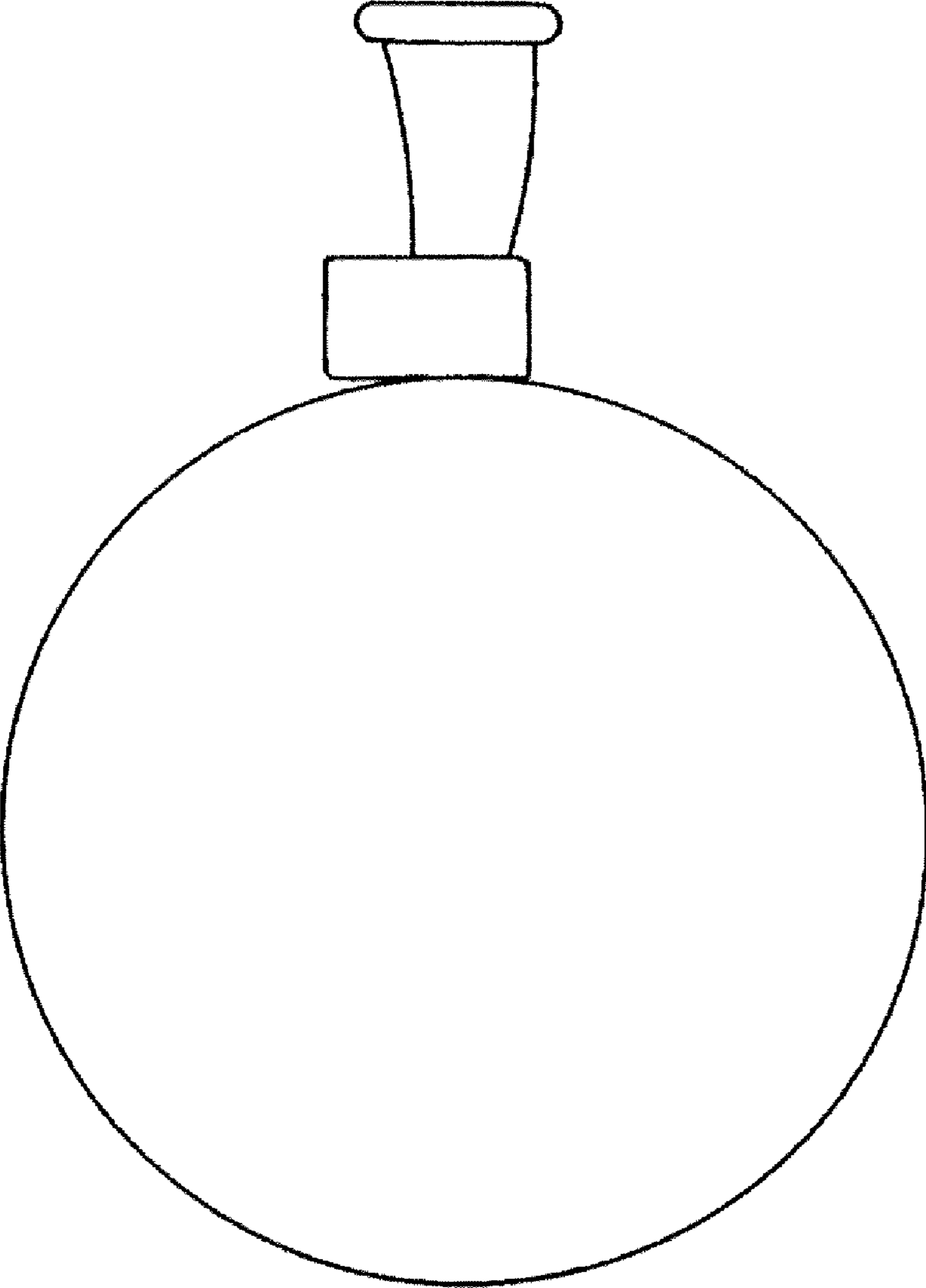


FIG. 4



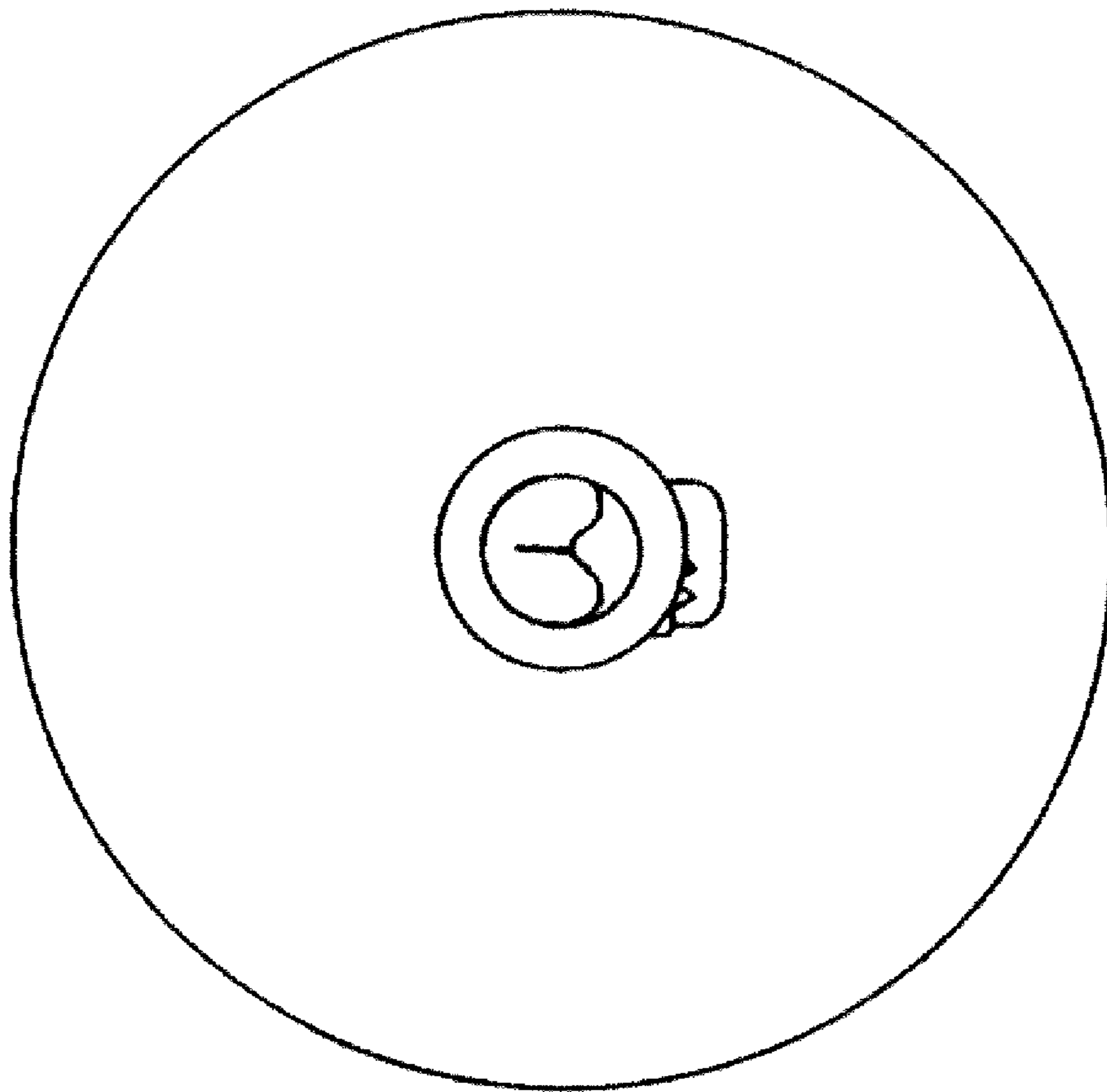


FIG. 5



**FIG. 6**



**FIG. 7**

