



US00D606372S

(12) **United States Design Patent**
Gorskey et al.

(10) **Patent No.:** **US D606,372 S**

(45) **Date of Patent:** **** Dec. 22, 2009**

(54) **CAN SPATULA**

(75) Inventors: **Corinne Gorskey**, Woodridge, IL (US);
David Starr, Woodridge, IL (US); **Paul Christman**, Woodridge, IL (US);
Melanie Conklin, Woodridge, IL (US);
Traci Chapple, Woodridge, IL (US);
Jeff Chiu, Woodridge, IL (US); **Mason Umholtz**, Woodridge, IL (US)

(73) Assignee: **Wilton Industries Inc**, Woodridge, IL (US)

(**) Term: **14 Years**

(21) Appl. No.: **29/331,490**

(22) Filed: **Jan. 27, 2009**

(51) **LOC (9) Cl.** **07-02**

(52) **U.S. Cl.** **D7/688**

(58) **Field of Classification Search** D7/368,
D7/669, 682, 688, 395; 294/1.1, 7, 8

See application file for complete search history.

(56) **References Cited**

U.S. PATENT DOCUMENTS

D360,561 S * 7/1995 Littledeer D7/688

D388,286 S * 12/1997 Fox D7/653

D584,927 S * 1/2009 Vendl et al. D7/688

* cited by examiner

Primary Examiner—Charles A Rademaker

Assistant Examiner—Dana L Sipos

(74) *Attorney, Agent, or Firm*—McGuire Woods LLP

(57) **CLAIM**

We claim the ornamental design for a can spatula, as shown and described.

DESCRIPTION

FIG. 1 is a perspective view of the can spatula;

FIG. 2 is front view of the design embodiment shown in FIG. 1;

FIG. 3 is a back view of the design embodiment shown in FIG. 1;

FIG. 4 is a left side view of the design embodiment shown in FIG. 1;

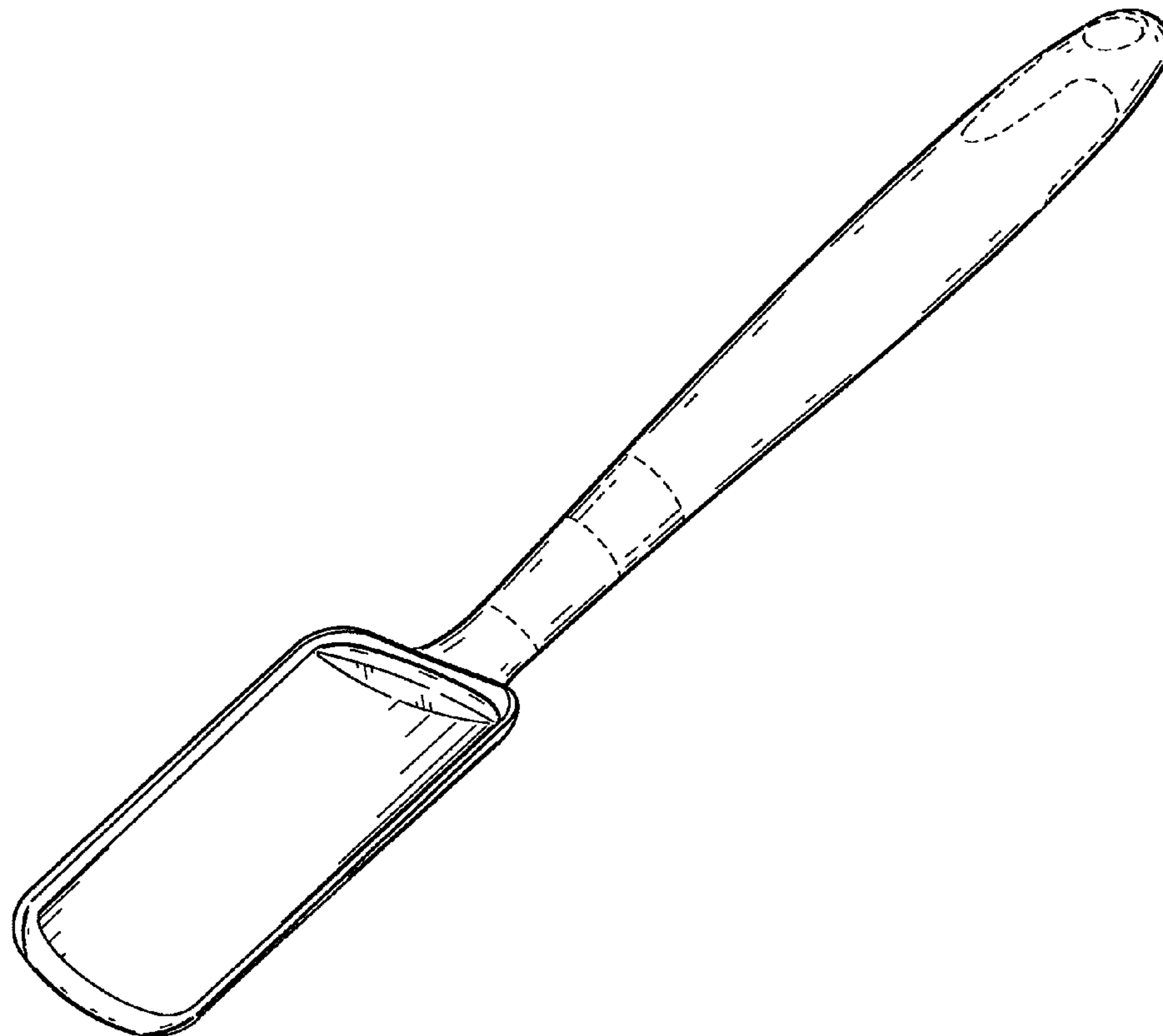
FIG. 5 is a right side view of the design embodiment shown in FIG. 1;

FIG. 6 is a bottom side view of the design embodiment shown in FIG. 1; and,

FIG. 7 is a top side view of the design embodiment shown in FIG. 1.

The broken lines shown in the drawings are included to illustrate structure and form no part of the claim.

1 Claim, 4 Drawing Sheets



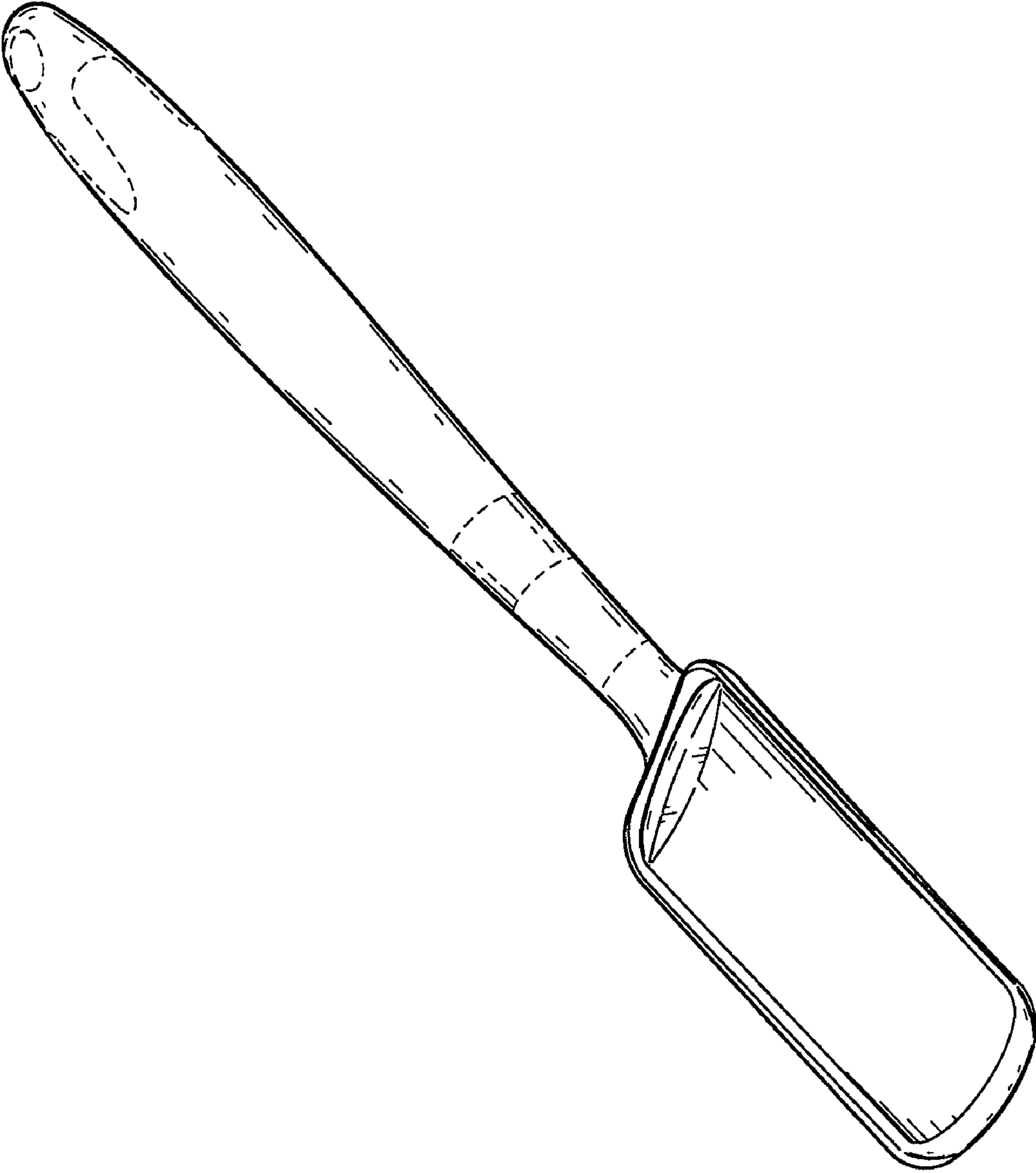


FIG. 1

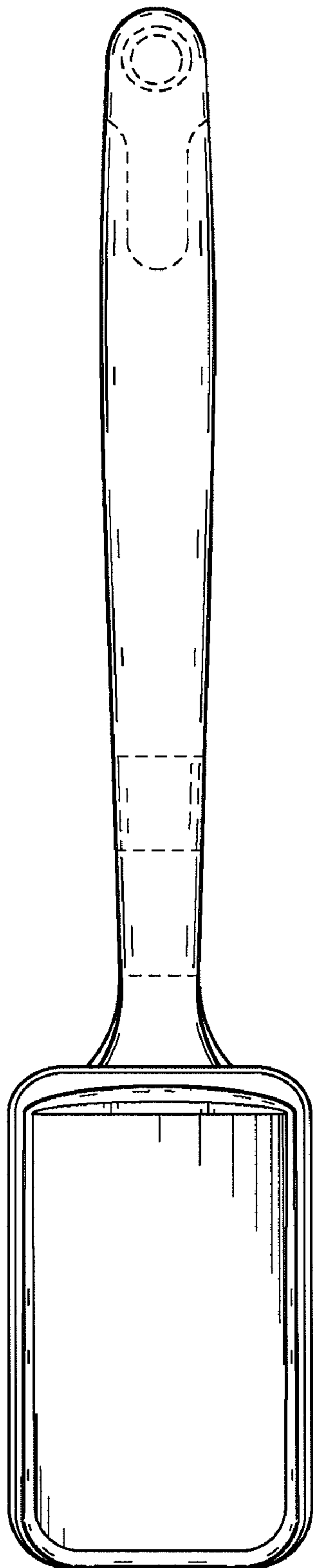


FIG. 2

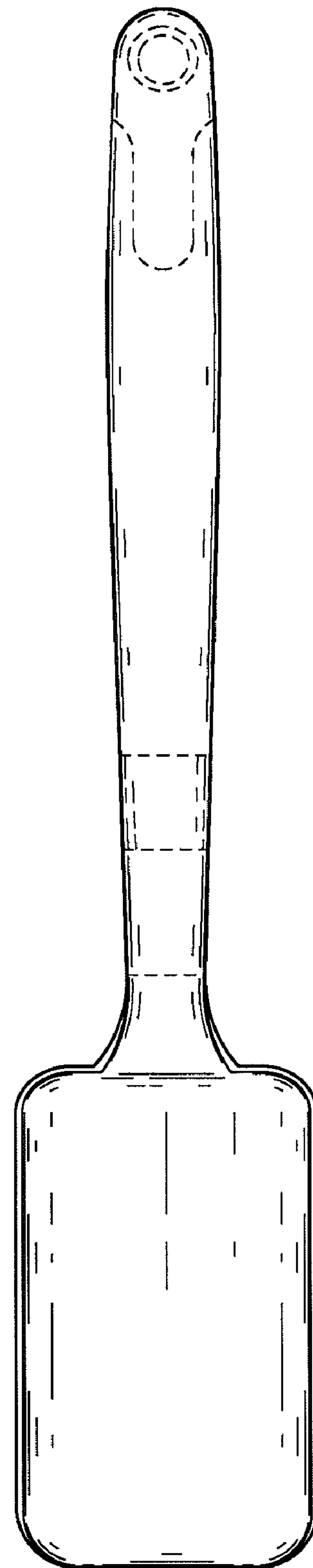


FIG. 3

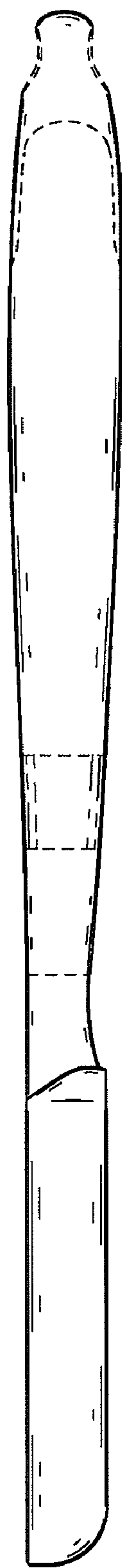


FIG. 4



FIG. 5

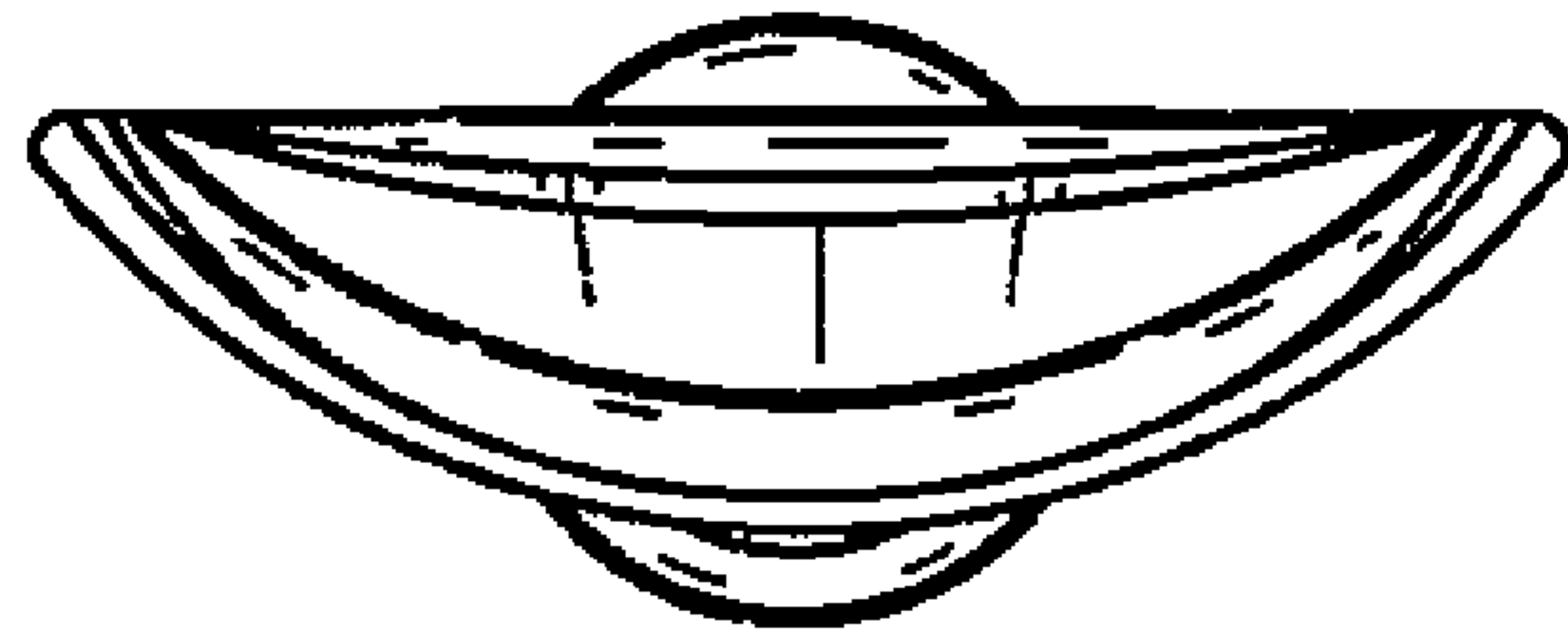


FIG. 6

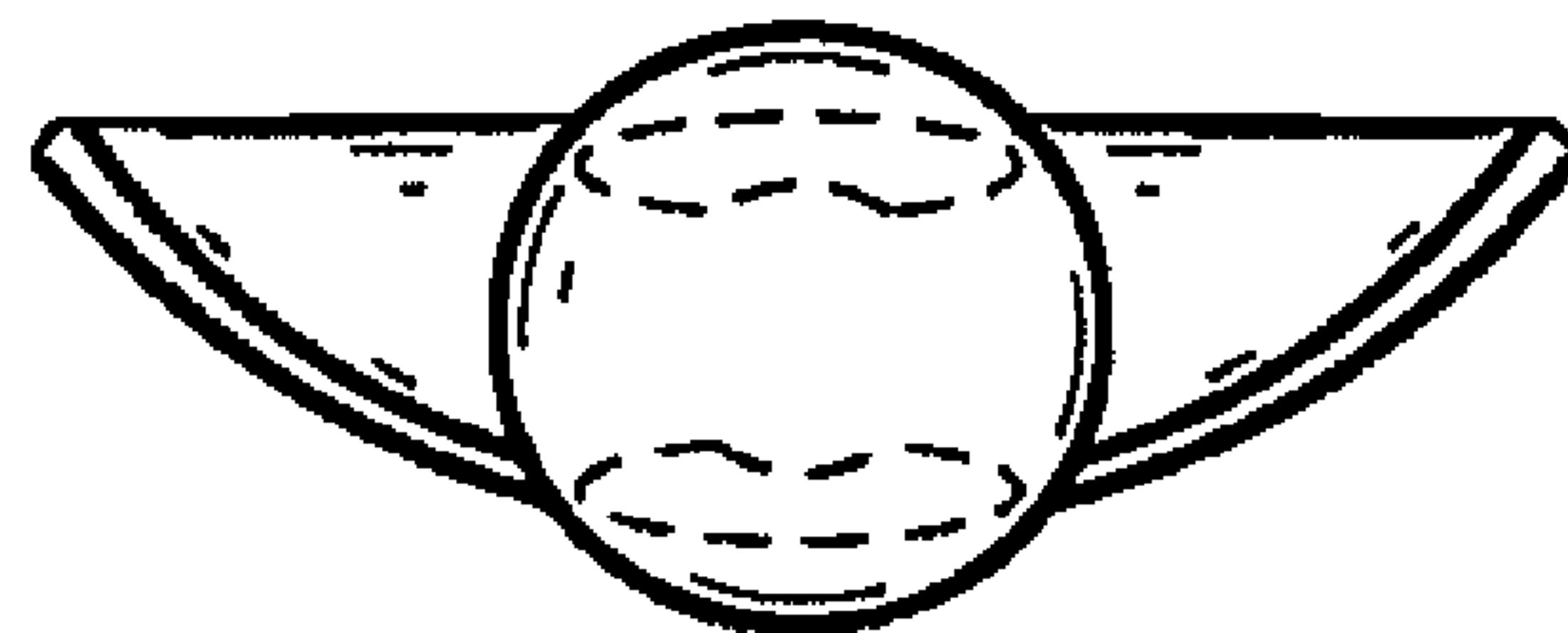


FIG. 7