



US00D606367S

(12) **United States Design Patent**
Harrod

(10) **Patent No.:** **US D606,367 S**

(45) **Date of Patent:** **** Dec. 22, 2009**

(54) **GUM CASE**

(76) Inventor: **June P Harrod**, 2535 Lincoln La.,
Indianapolis, IN (US) 46228

(**) Term: **14 Years**

(21) Appl. No.: **29/329,919**

(22) Filed: **Dec. 23, 2008**

(51) **LOC (9) Cl.** **07-07**

(52) **U.S. Cl.** **D7/628; D7/629**

(58) **Field of Classification Search** D7/301,
D7/629, 602, 628; D9/339, 423, 424, 432;
D3/201, 203.1-202, 207, 265, 266; 221/198,
221/279, 281; 206/800, 362, 307
See application file for complete search history.

(56) **References Cited**

U.S. PATENT DOCUMENTS

1,155,791	A *	10/1915	Cabell	206/800
2,988,209	A *	6/1961	Parrilla	206/800
5,353,956	A *	10/1994	Wilson	221/198
5,370,219	A	12/1994	Violett, Jr.		
D412,279	S *	7/1999	Brice	D7/629
D449,782	S *	10/2001	Diaz	D7/629

D472,772	S *	4/2003	Noble et al.	D7/629
D480,561	S	10/2003	Simon et al.		
D486,039	S *	2/2004	Kasper	D7/629
D501,369	S *	2/2005	Watkins et al.	D7/629
D541,869	S *	5/2007	Nakazawa	D19/75

* cited by examiner

Primary Examiner—Terry A Wallace

(74) *Attorney, Agent, or Firm*—Crossley Patent Law; Mark A. Crossley

(57) **CLAIM**

The ornamental design for a gum case, as shown and described:

DESCRIPTION

FIG. 1 is a front elevation view of a gum case showing my new design;

FIG. 2 is a left elevation view thereof;


FIG. 3 is a right elevation view thereof;

FIG. 4 is a top plan view thereof;

FIG. 5 is a bottom plan view thereof; and,

FIG. 6 is a right side isometric view thereof.

1 Claim, 4 Drawing Sheets






FIG. 1




FIG. 2




FIG. 3




FIG. 4




FIG. 5




FIG. 6