



US00D606364S

(12) **United States Design Patent**
Gilbert et al.

(10) **Patent No.:** **US D606,364 S**

(45) **Date of Patent:** **** Dec. 22, 2009**

(54) **BEVERAGE CONTAINER**

(75) Inventors: **Tyler Sean Gilbert**, Bellevue, WA (US);
Christopher G. Alviar, Seattle, WA
(US)

(73) Assignee: **Pacific Market International, LLC**,
Seattle, WA (US)

(**) Term: **14 Years**

(21) Appl. No.: **29/338,773**

(22) Filed: **Jun. 18, 2009**

Related U.S. Application Data

(62) Division of application No. 29/304,435, filed on Feb. 9, 2008, which is a division of application No. 29/276,810, filed on Feb. 6, 2007, now Pat. No. Des. 571,613.

(51) **LOC (9) Cl.** **07-01**

(52) **U.S. Cl.** **D7/510; D7/511; D7/523**

(58) **Field of Classification Search** **D7/507-536;**
220/592.16, 703, 715, 737, 710.5; 215/315,
215/387; 206/520

See application file for complete search history.

(56) **References Cited**

U.S. PATENT DOCUMENTS

D425,758 S * 5/2000 Freed D7/533
D434,275 S * 11/2000 Ginuntoli et al. D7/533
D447,693 S * 9/2001 Warner et al. D4/776
D483,995 S * 12/2003 Otake D7/523
D502,844 S * 3/2005 Rohe D7/510

D512,269 S * 12/2005 Trombly D7/510
D530,154 S * 10/2006 Zerillo et al. D7/533
D586,182 S * 2/2009 Trombly D7/510
D591,106 S * 4/2009 Dominique et al. D7/507
D591,107 S * 4/2009 Dominique et al. D7/510
D592,909 S * 5/2009 Alviar et al. D7/510
D593,365 S * 6/2009 Miller et al. D7/510
D596,460 S * 7/2009 Nezu D7/510

* cited by examiner

Primary Examiner—Marriane Pandozzi

(74) *Attorney, Agent, or Firm*—Davis Wright Tremaine LLP;
George C. Rondeau, Jr.

(57) **CLAIM**

The ornamental design for a beverage container, as shown and described.

DESCRIPTION

FIG. 1 is a top right side isometric view of a beverage container showing our new design.

FIG. 2 is a front elevational view thereof.

FIG. 3 is a rear elevational view thereof.

FIG. 4 is a right side elevational view thereof.

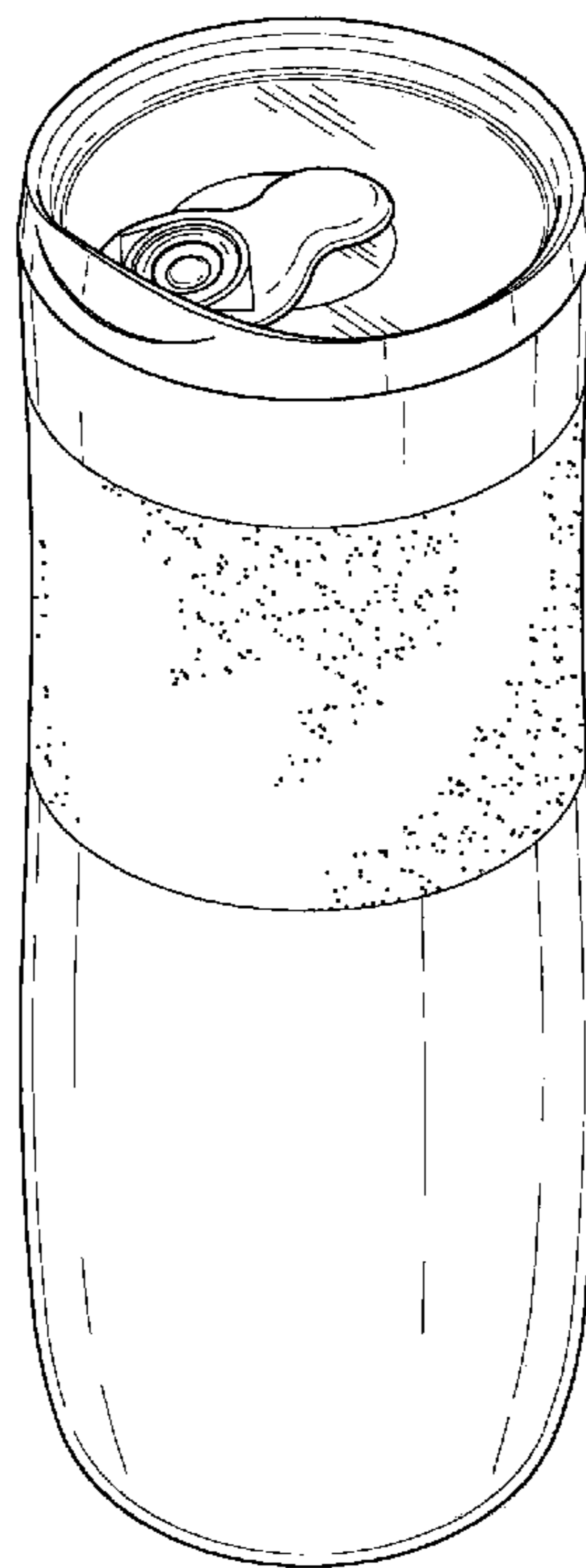
FIG. 5 is a left side elevational view thereof.

FIG. 6 is a top plan view thereof; and,

FIG. 7 is a bottom plan view thereof.

The broken lines are for illustrative purposes only and form no part of the claimed design.

1 Claim, 4 Drawing Sheets



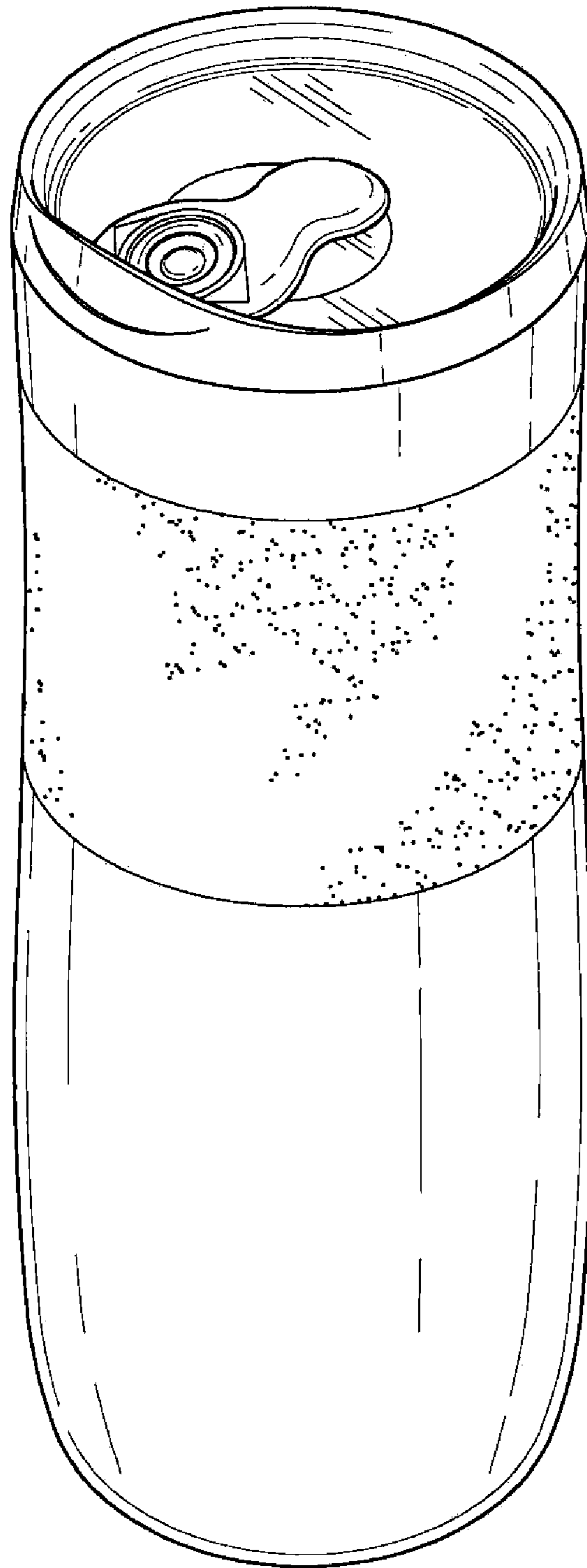


Fig. 1




Fig. 2




Fig. 3

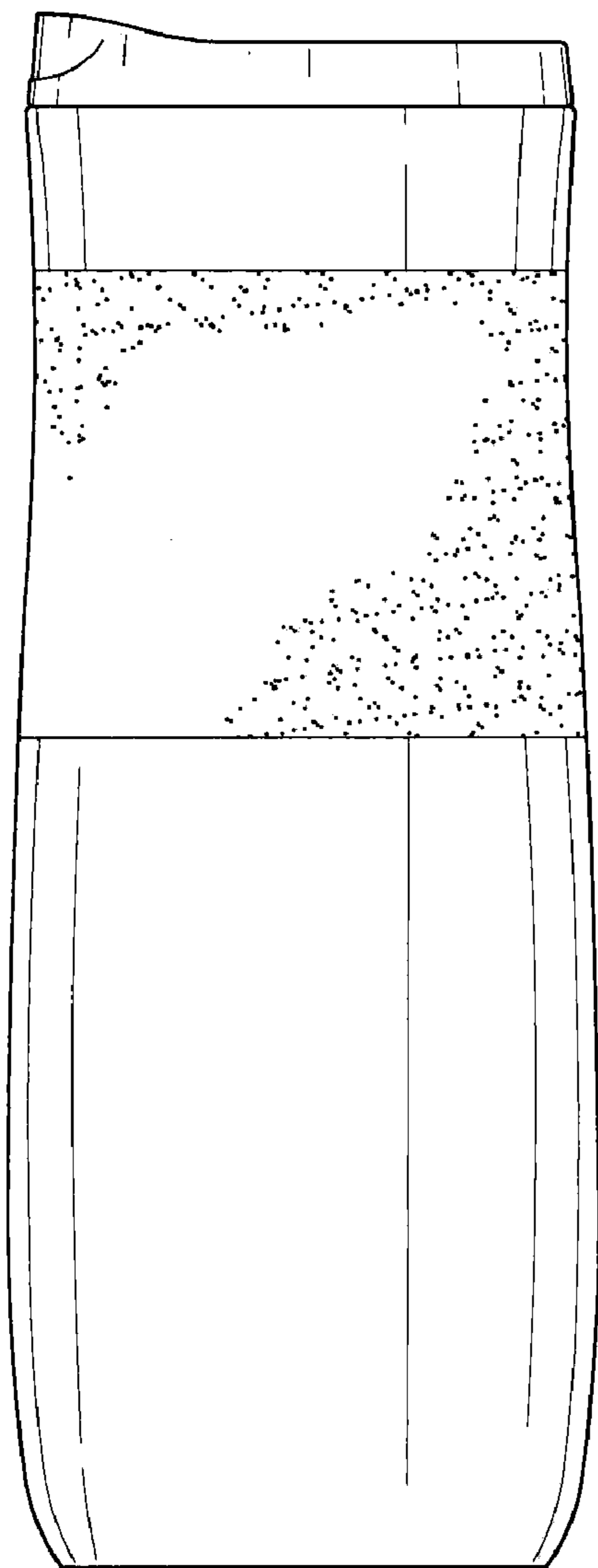


Fig. 4




Fig. 5

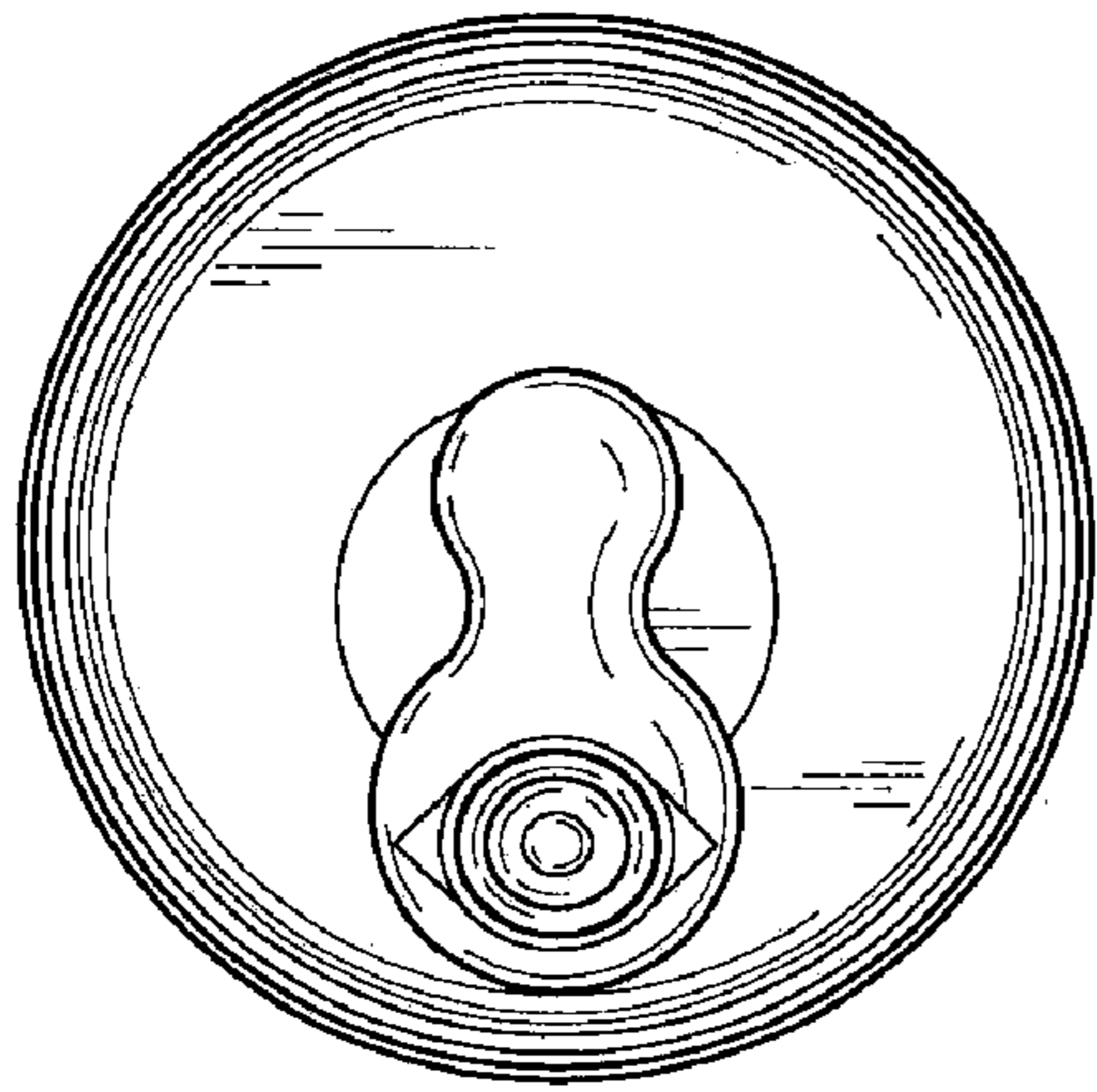


Fig. 6

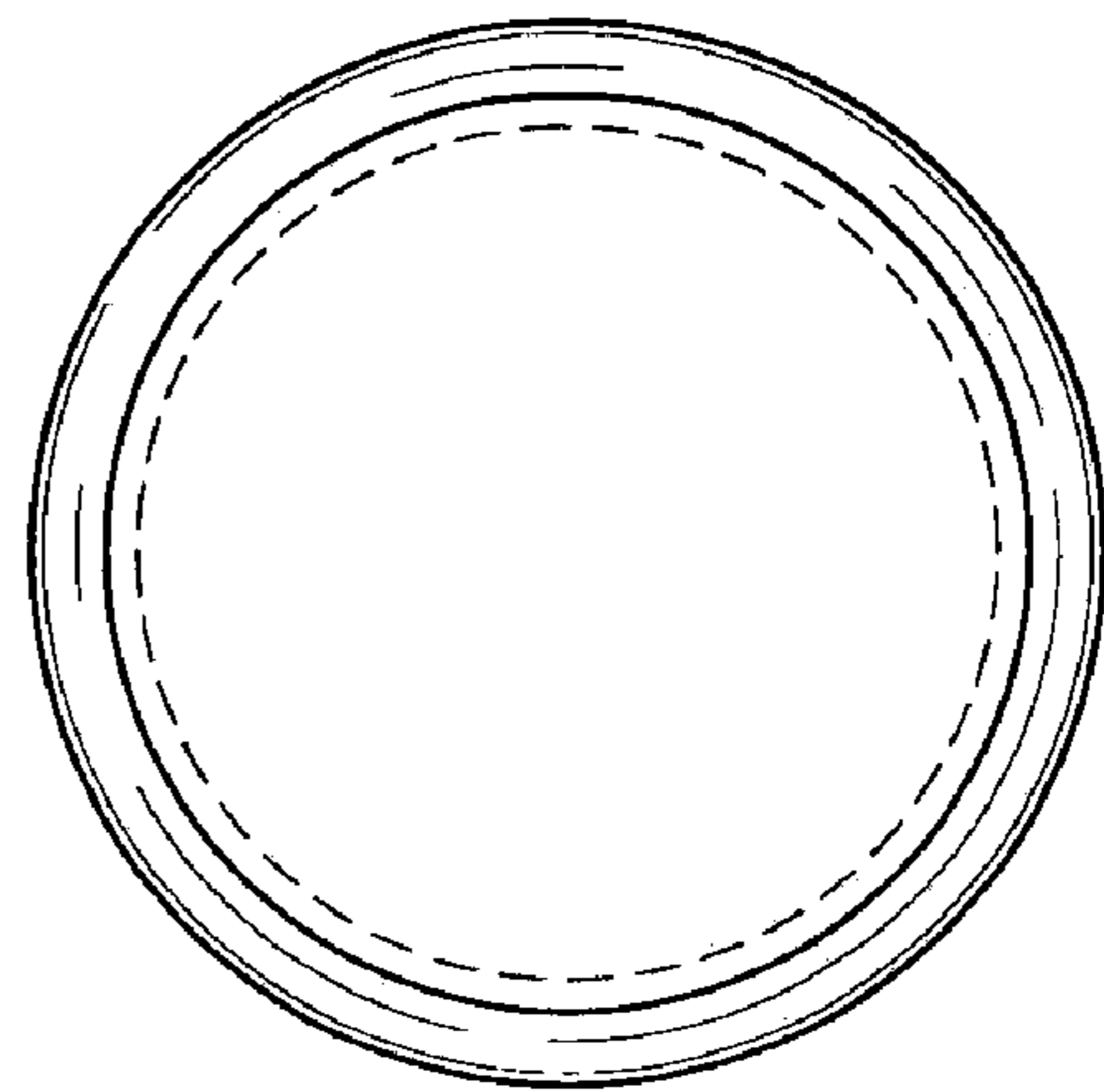


Fig. 7