



US00D606363S

(12) **United States Design Patent**
Aardenburg

(10) **Patent No.:** **US D606,363 S**

(45) **Date of Patent:** **** Dec. 22, 2009**

(54) **COFFEE CAPSULE**

(75) Inventor: **Cornelis J. M. Aardenburg**, Lugano
(CH)

(73) Assignee: **Swiss Caffè Asia, Ltd.**, Fo Tan, Shatin,
N.T. (HK)

(**) Term: **14 Years**

(21) Appl. No.: **29/329,233**

(22) Filed: **Dec. 11, 2008**

(30) **Foreign Application Priority Data**

Jun. 12, 2008 (EM) 000950100

(51) **LOC (9) Cl.** **07-01**

(52) **U.S. Cl.** **D7/400; D7/538; D7/584**

(58) **Field of Classification Search** D7/400,
D7/399, 397, 387, 647, 667, 619.1, 523, 509,
D7/532; D23/209; 100/113, 116, 213; 210/464,
210/466-478, 499, 800, 497.01, 497.3, 348,
210/232; 220/676, 62, 675, DIG. 1; 99/501-513,
99/495, 403, 426; D34/1; D6/476, 468;
D9/455, 502, 500, 428; 229/400
See application file for complete search history.

(56) **References Cited**

U.S. PATENT DOCUMENTS

3,128,029 A * 4/1964 Price et al. 229/400
4,875,620 A * 10/1989 Lane, Sr. 229/404
5,325,765 A * 7/1994 Sylvan et al. 99/295
D351,790 S * 10/1994 Haindl D9/425
D352,210 S * 11/1994 Cousins et al. D7/612
D394,189 S * 5/1998 Reynaert et al. D7/584
5,840,189 A * 11/1998 Sylvan et al. 210/474
D426,160 S * 6/2000 Lindsay et al. D9/500

D429,150 S * 8/2000 Lindsay et al. D9/425
D463,282 S * 9/2002 Mitchell D9/500
6,645,537 B2 * 11/2003 Sweeney et al. 426/79
D502,362 S * 3/2005 Lazaris et al. D7/400
D519,783 S * 5/2006 Lambert et al. D7/510
D524,691 S * 7/2006 Caruso D11/152
D532,293 S * 11/2006 Martin D9/425
D535,195 S * 1/2007 Schwab D9/756
D543,843 S * 6/2007 Gehring et al. D9/425
D546,140 S * 7/2007 Anzalone D7/672
D560,504 S * 1/2008 Terrasi D9/600
D571,163 S * 6/2008 Gillan D7/667
2003/0096121 A1 * 5/2003 Marvin 428/432

* cited by examiner

Primary Examiner—Robert M Spear

Assistant Examiner—Cynthia Underwood

(74) *Attorney, Agent, or Firm*—Scully, Scott, Murphy &
Presser, P.C.

(57) **CLAIM**

The ornamental design for “coffee capsule”, as shown and
described.

DESCRIPTION

FIG. 1 is a perspective view of the coffee capsule, showing my
new design;

FIG. 2 is a front view thereof;

FIG. 3 is a rear view thereof;

FIG. 4 is a left-side view thereof;


FIG. 5 is a right-side view thereof;

FIG. 6 is a top plan view thereof; and,

FIG. 7 is a bottom plan view thereof.

The broken lines represent the boundary of the claim.

1 Claim, 3 Drawing Sheets






Fig. 1

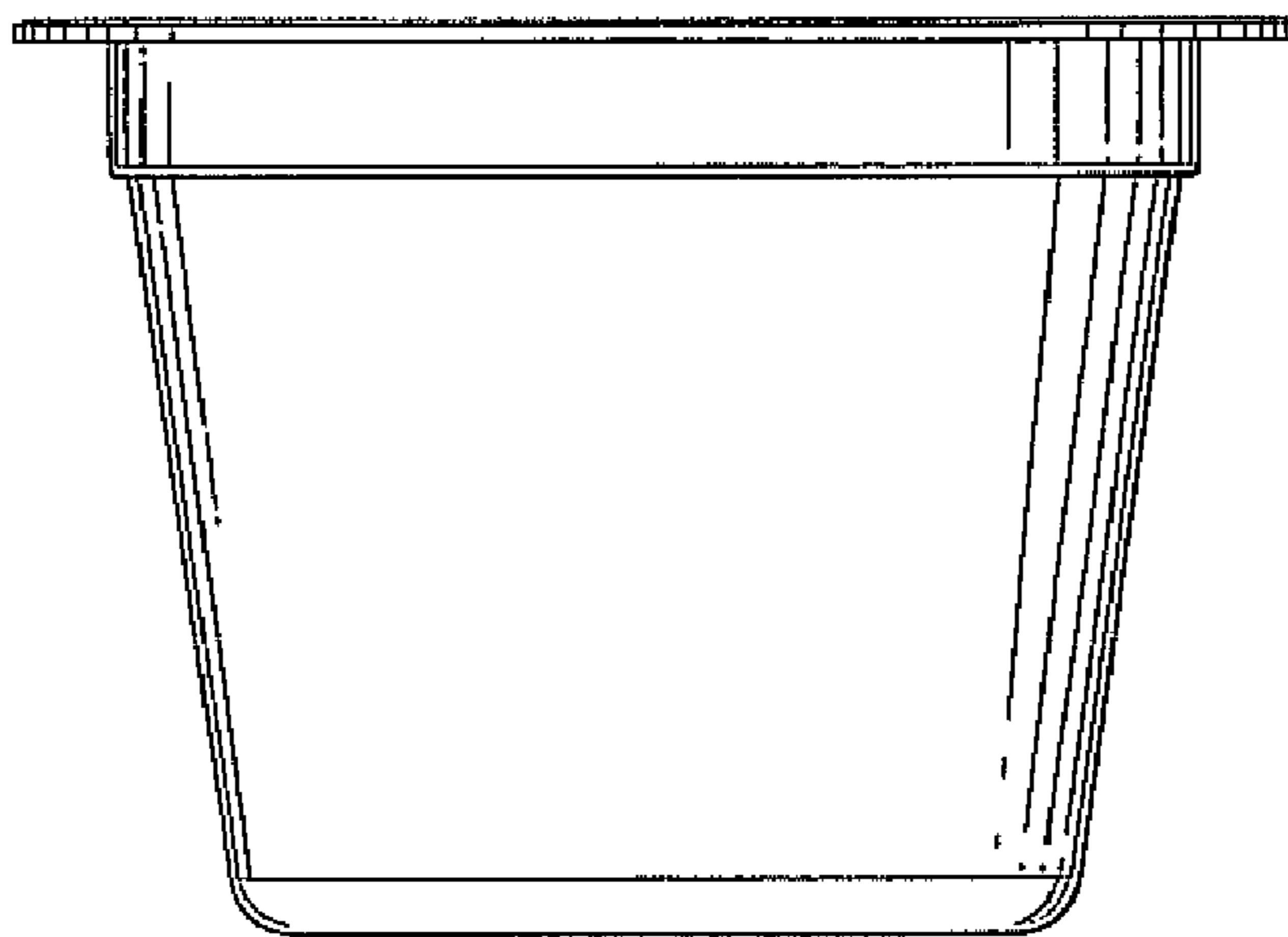


Fig. 2




Fig. 3

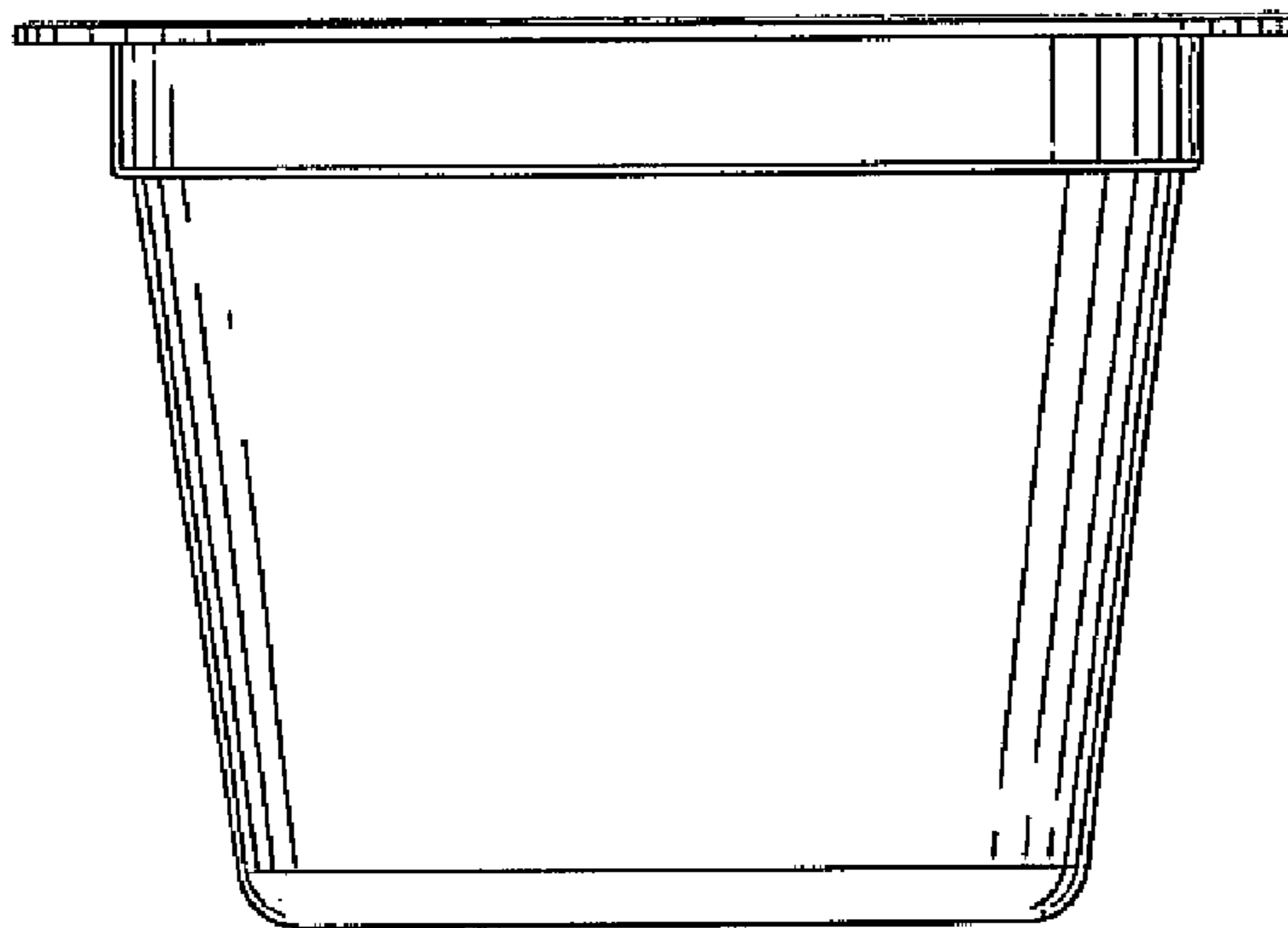


Fig. 4




Fig. 5




Fig. 6

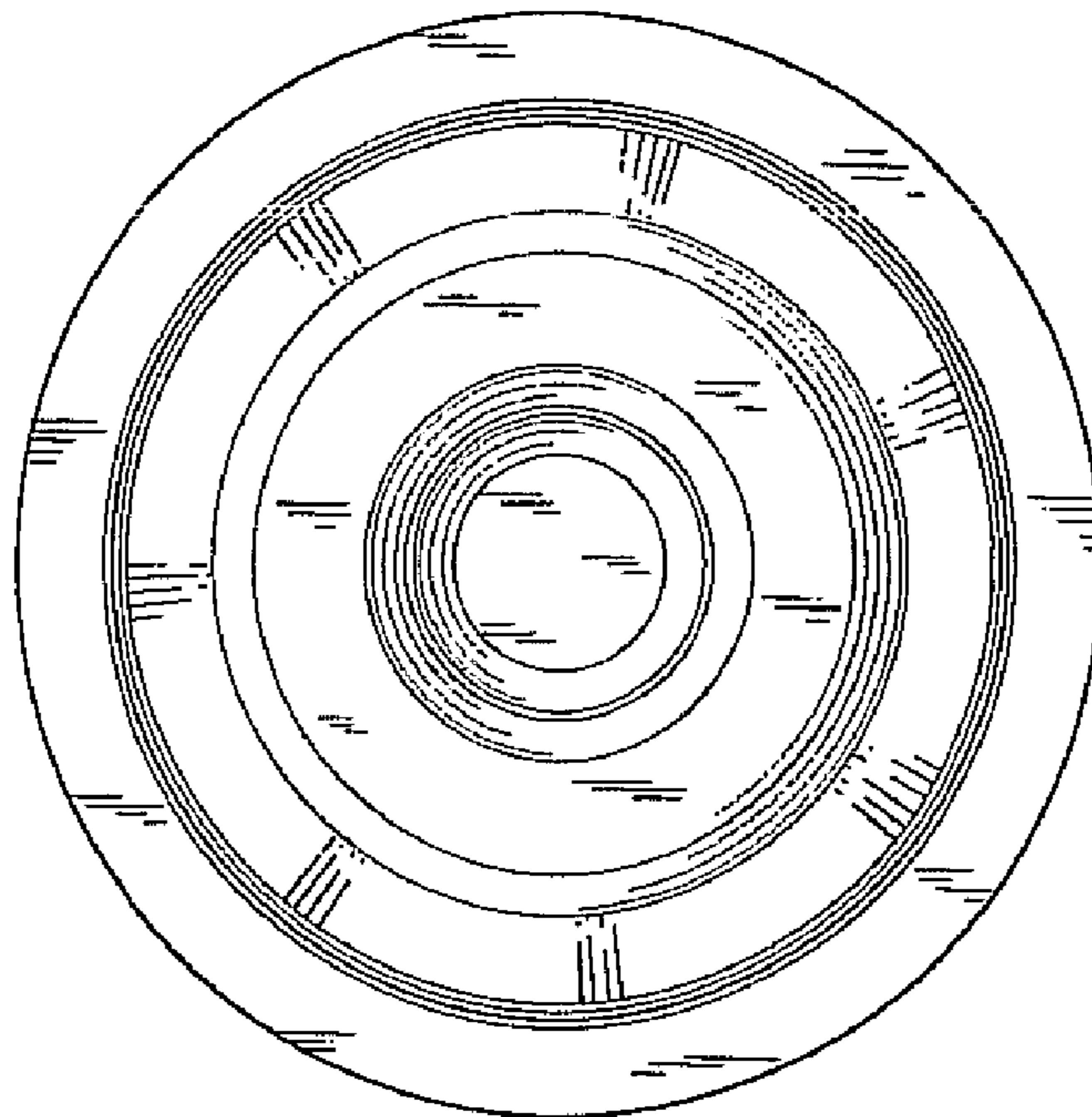


Fig. 7