



US00D606362S

(12) **United States Design Patent**
Scott

(10) **Patent No.:** **US D606,362 S**

(45) **Date of Patent:** **** Dec. 22, 2009**

(54) **COFFEE FILTER HOLDER**

D434,941 S * 12/2000 Springfield D7/400
7,311,037 B2 * 12/2007 Albrecht 99/306

(76) Inventor: **Arthur Charles Scott**, 427 Elm St.,
Deerfield, IL (US) 60015-4260

* cited by examiner

(**) Term: **14 Years**

Primary Examiner—Marianne Pandozzi

(74) *Attorney, Agent, or Firm*—Justin Lampel

(21) Appl. No.: **29/315,289**

(57) **CLAIM**

(22) Filed: **Jun. 12, 2009**

The ornamental design for a coffee filter holder, as shown and described.

(51) **LOC (9) Cl.** **07-99**

(52) **U.S. Cl.** **D7/400; D7/399**

(58) **Field of Classification Search** D7/400,
D7/399, 396.2, 667; 210/474, 477; 221/210
See application file for complete search history.

DESCRIPTION

FIG. 1 is a bottom view of a coffee filter holder of the present invention;

FIG. 2 is a side view of the present invention;

FIG. 3 is a back view of the present invention;

FIG. 4 is a side view of the present invention;

FIG. 5 is a top view of the present invention; and,

FIG. 6 is a front view of the present invention.

(56) **References Cited**

U.S. PATENT DOCUMENTS

- 3,345,935 A * 10/1967 Waline 99/295
- 4,805,801 A * 2/1989 Knopf 221/210
- D312,373 S * 11/1990 Kozloski D7/400
- D336,010 S * 6/1993 Kozloski et al. D7/400
- 5,863,431 A * 1/1999 Salzburg 210/474

1 Claim, 1 Drawing Sheet

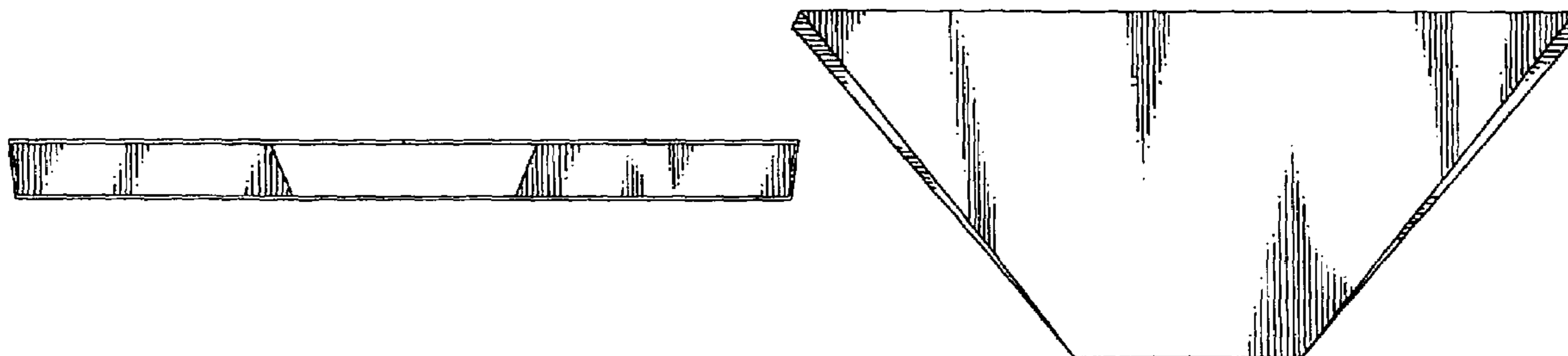


Fig. 1




Fig. 2

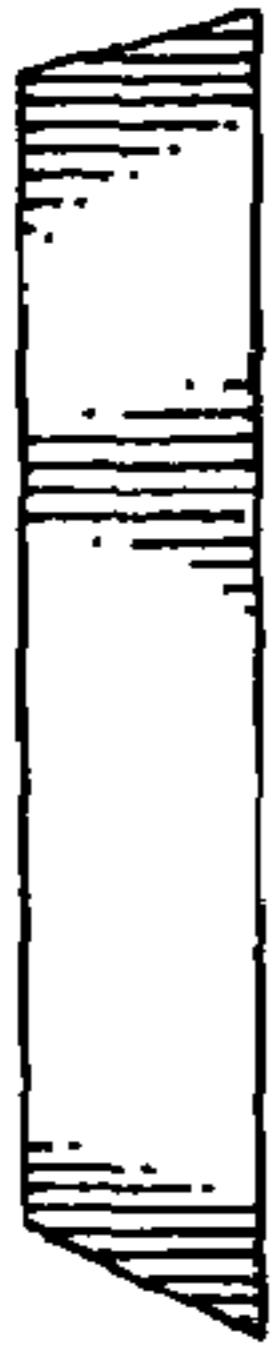


Fig. 3

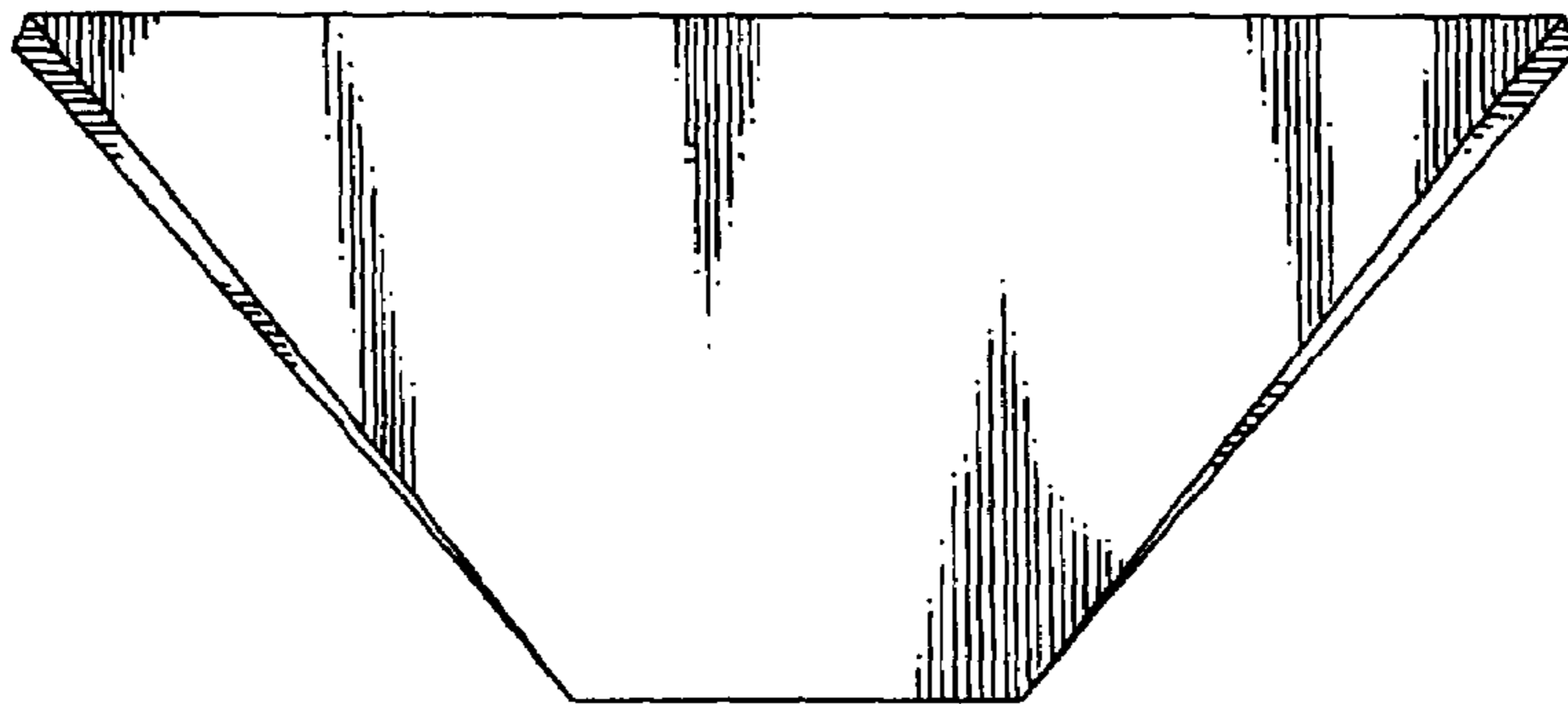


Fig. 4



Fig. 5

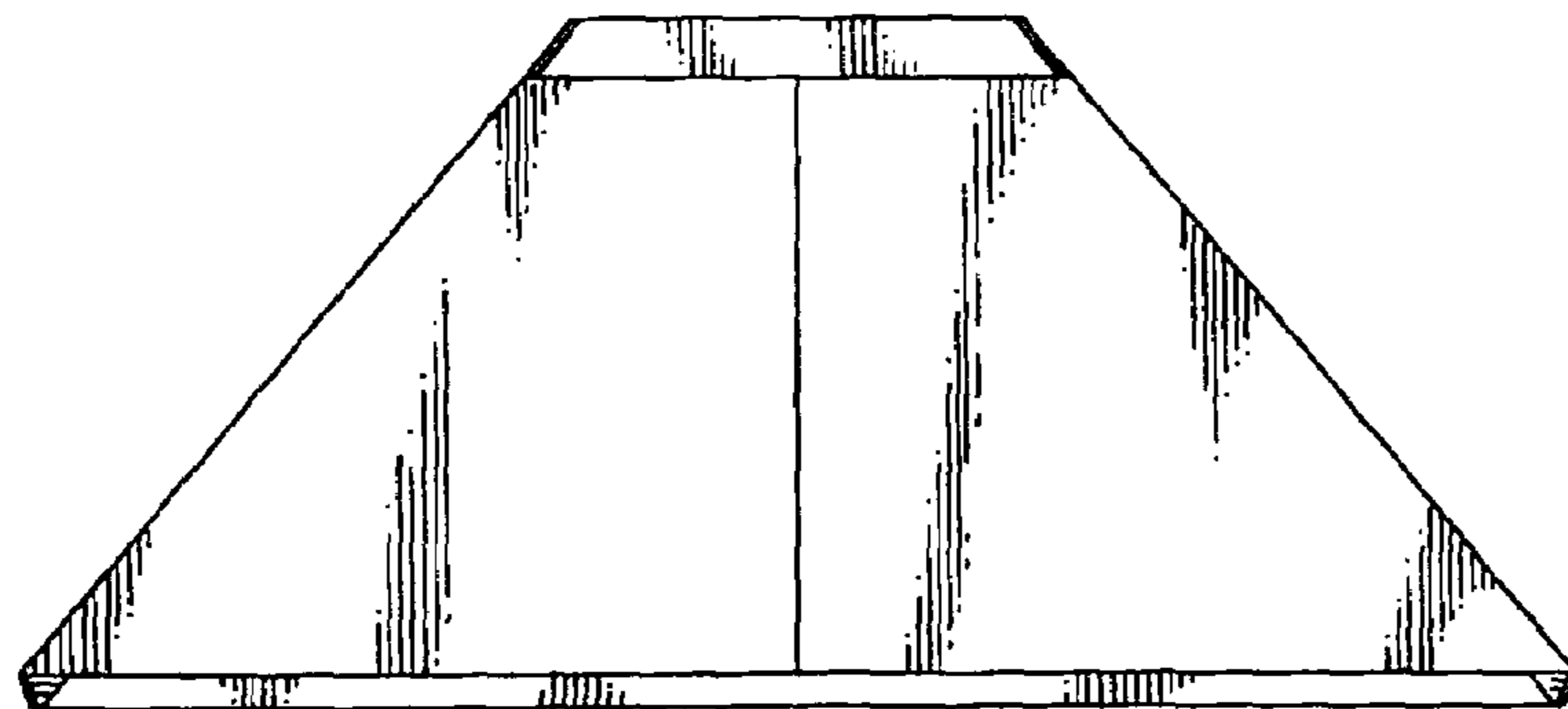


Fig. 6