



US00D606358S

(12) **United States Design Patent**
Busalt et al.

(10) **Patent No.:** **US D606,358 S**

(45) **Date of Patent:** **** Dec. 22, 2009**

(54) **COOKTOP**

(75) Inventors: **Gerhard Busalt**, Altenmarkt/Alz (DE);
Peter Hamm, Trostberg (DE); **Graham
Sadler**, New Bern, NC (US)

(73) Assignee: **BSH Home Appliances Corporation**,
Huntington Beach, CA (US)

(**) Term: **14 Years**

(21) Appl. No.: **29/294,933**

(22) Filed: **Jan. 31, 2008**

(51) **LOC (9) Cl.** **07-02**

(52) **U.S. Cl.** **D7/346**

(58) **Field of Classification Search** D3/339-346,
D3/347-348, 402-409; 126/39 B, 211, 217-218,
126/214 C, 214 R, 215-216, 152 R; 219/460.1,
219/506

See application file for complete search history.

(56) **References Cited**

U.S. PATENT DOCUMENTS

D384,239 S * 9/1997 Wilsdorf D7/346

D451,332 S * 12/2001 Busalt D7/346
D462,866 S * 9/2002 Resuello et al. D7/346
D513,922 S * 1/2006 Grutzke et al. D7/346
D563,715 S * 3/2008 Grey et al. D7/346

* cited by examiner

Primary Examiner—Catherine R Oliver

(74) *Attorney, Agent, or Firm*—James E. Howard; Andre
Pallapies

(57) **CLAIM**

The ornamental design for a cooktop, as shown and
described.

DESCRIPTION

FIG. 1 is a perspective view of a cooktop showing our orna-
mental design;

FIG. 2 is a top plan view thereof;


FIG. 3 is a left view thereof;

FIG. 4 is a right view thereof;

FIG. 5 is a front view thereof; and,

FIG. 6 is a rear view thereof.

1 Claim, 2 Drawing Sheets






Fig. 1

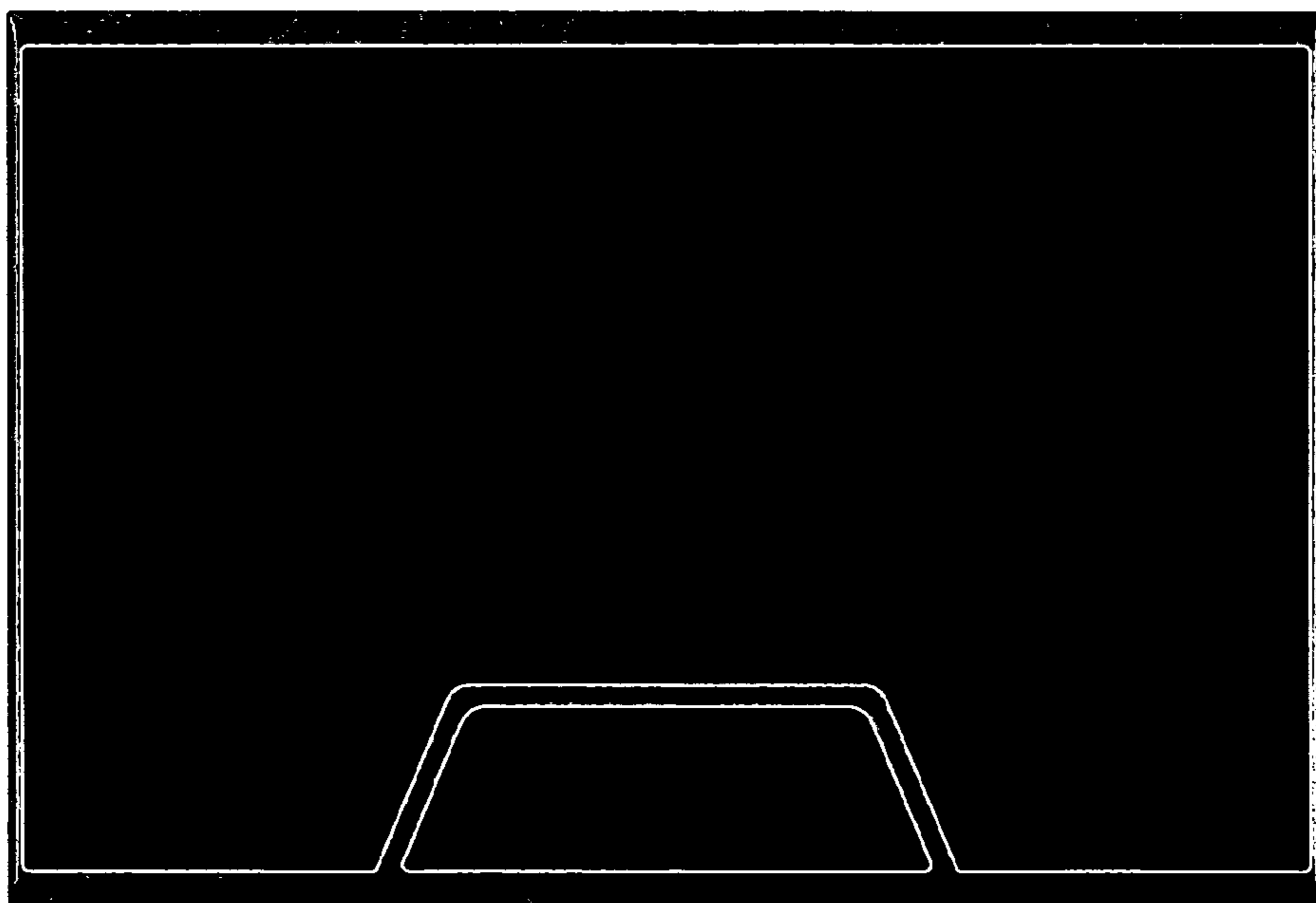


Fig. 2



Fig. 3



Fig. 4



Fig. 5



Fig. 6