



US00D606349S

(12) **United States Design Patent**  
**Winter**

(10) **Patent No.:** **US D606,349 S**

(45) **Date of Patent:** **\*\* Dec. 22, 2009**

(54) **CABINET WITH BASKET CUBBIES**

(75) Inventor: **Paul Henry Winter**, Neward, DE (US)

(73) Assignee: **Zenith Products Corp**, New Castle, DE (US)

(\*\*) Term: **14 Years**

(21) Appl. No.: **29/301,433**

(22) Filed: **Feb. 29, 2008**

(51) **LOC (9) Cl.** ..... **06-04**

(52) **U.S. Cl.** ..... **D6/559**

(58) **Field of Classification Search** ..... D6/553,  
D6/559-561, 569, 329, 396, 432, 436-439,  
D6/444-446, 448; 312/209, 234, 224-225,  
312/242, 245; 206/320, 823; D19/75-86  
See application file for complete search history.

(56) **References Cited**

**U.S. PATENT DOCUMENTS**

D395,778 S \* 7/1998 Chen ..... D6/559  
D415,918 S \* 11/1999 Chen ..... D6/559  
D486,339 S \* 2/2004 Walker ..... D6/559

D513,143 S \* 12/2005 Walker ..... D6/559  
D544,276 S \* 6/2007 Walker ..... D6/559  
D547,100 S \* 7/2007 Walker ..... D6/559  
D565,881 S \* 4/2008 Brandon ..... D6/559

\* cited by examiner

*Primary Examiner*—Brian N Vinson

(74) *Attorney, Agent, or Firm*—Potter Anderson & Corroon, LLP


(57) **CLAIM**

The ornamental design for cabinet with basket cubbies, as shown and described.

**DESCRIPTION**

FIG. 1 is a front and right side perspective view of a cabinet with basket cubbies showing my new design;  
FIG. 2 is a front elevational view thereof;  
FIG. 3 is a right side elevational view thereof;  
FIG. 4 is a top plan view thereof; and,  
FIG. 5 is a bottom view thereof.

**1 Claim, 4 Drawing Sheets**






FIG. 1




FIG. 2

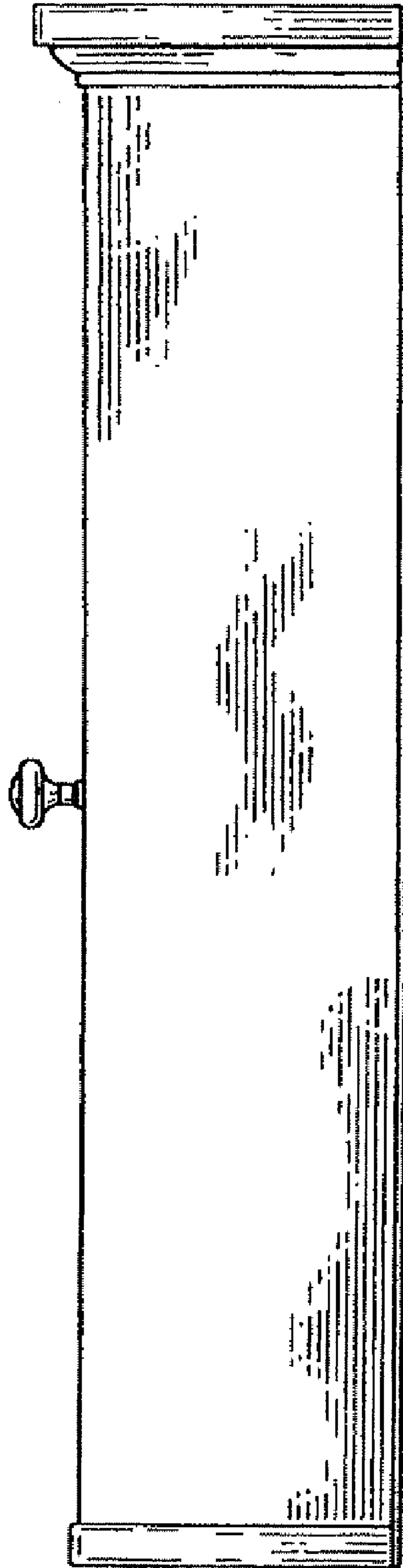


FIG. 3



FIG. 4




FIG. 5