



US00D606335S

(12) **United States Design Patent**
Halleröd

(10) **Patent No.:** **US D606,335 S**

(45) **Date of Patent:** **** Dec. 22, 2009**

(54) **TABLE**

(75) Inventor: **Christian Halleröd**, Stockholm (SE)

(73) Assignee: **Ikea of Sweden**, Tulpanvagen (SE)

(**) Term: **14 Years**

(21) Appl. No.: **29/324,904**

(22) Filed: **Sep. 23, 2008**

(51) **LOC (9) Cl.** **06-03**

(52) **U.S. Cl.** **D6/480; D6/489**

(58) **Field of Classification Search** D6/480-489,
D6/495-499, 451, 429-431.349; 108/153.1,
108/155, 156, 161, 150; 248/188, 188.1,
248/188.8

See application file for complete search history.

(56) **References Cited**

U.S. PATENT DOCUMENTS

1,899,082 A 2/1933 De Saussure
D143,004 S 11/1945 Hunter
D205,851 S * 9/1966 Smith D6/351
D309,683 S * 8/1990 Solomon et al. D6/450

D362,983 S * 10/1995 Magnusson D6/480
D482,215 S 11/2003 Chadwick
D488,647 S 4/2004 Ford
D553,396 S 10/2007 Vargo
D582,167 S * 12/2008 Auberger et al. D6/349

* cited by examiner

Primary Examiner—Janice E Seeger

(74) *Attorney, Agent, or Firm*—Novak Druce + Quigg LLP

(57) **CLAIM**

I claim the ornamental design for a table, as shown and described.

DESCRIPTION

FIG. 1 is a perspective view of a table;


FIG. 2 is a top plan thereof;

FIG. 3 is a bottom plan thereof; and,

FIG. 4 is an elevational view thereof.

The elevational view in FIG. 4 shows a side of the table, but the view would be the same if the table were turned 120 degrees or 240 degrees from the illustrated position.

1 Claim, 4 Drawing Sheets






FIG. 1

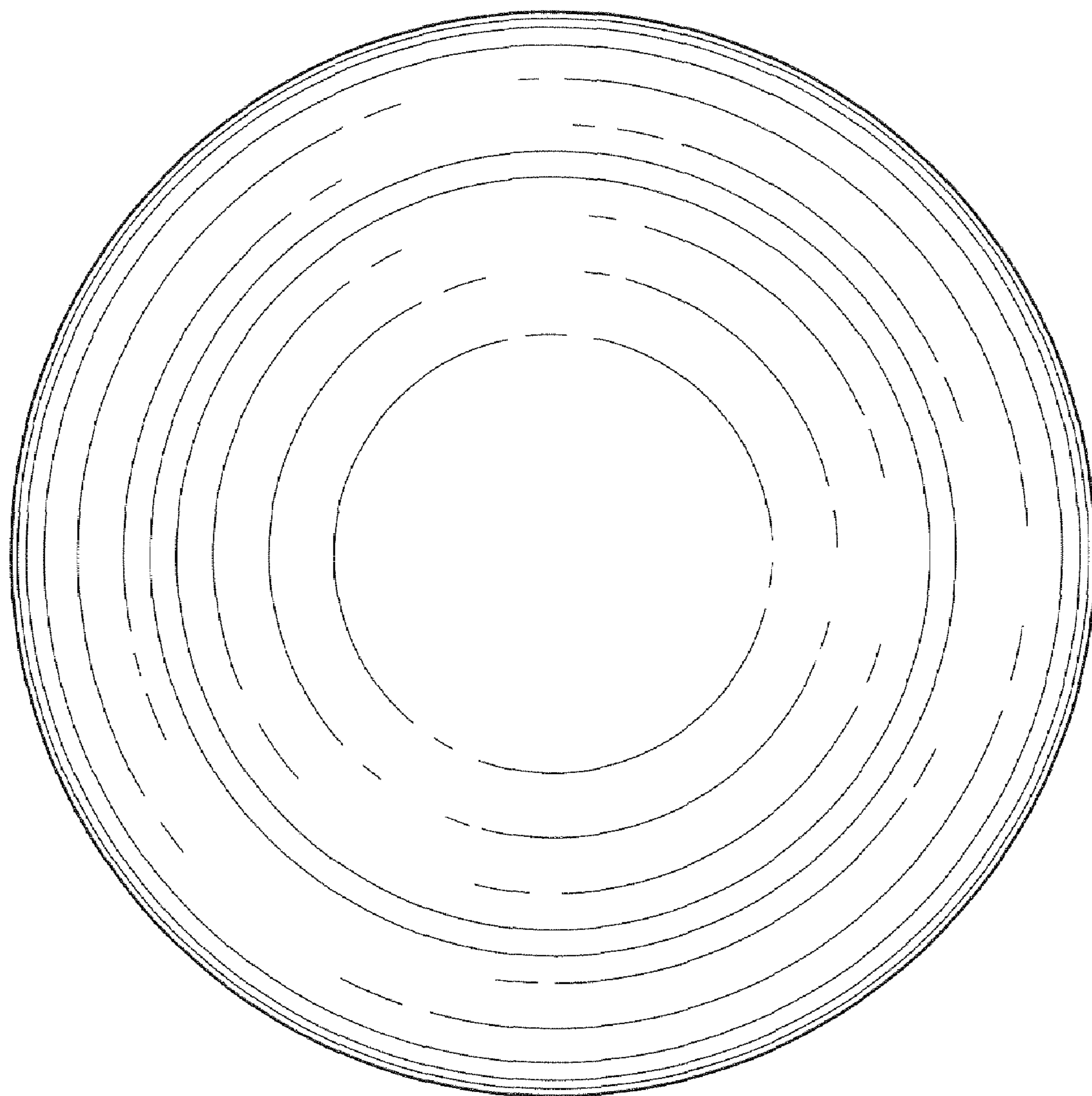


FIG. 2

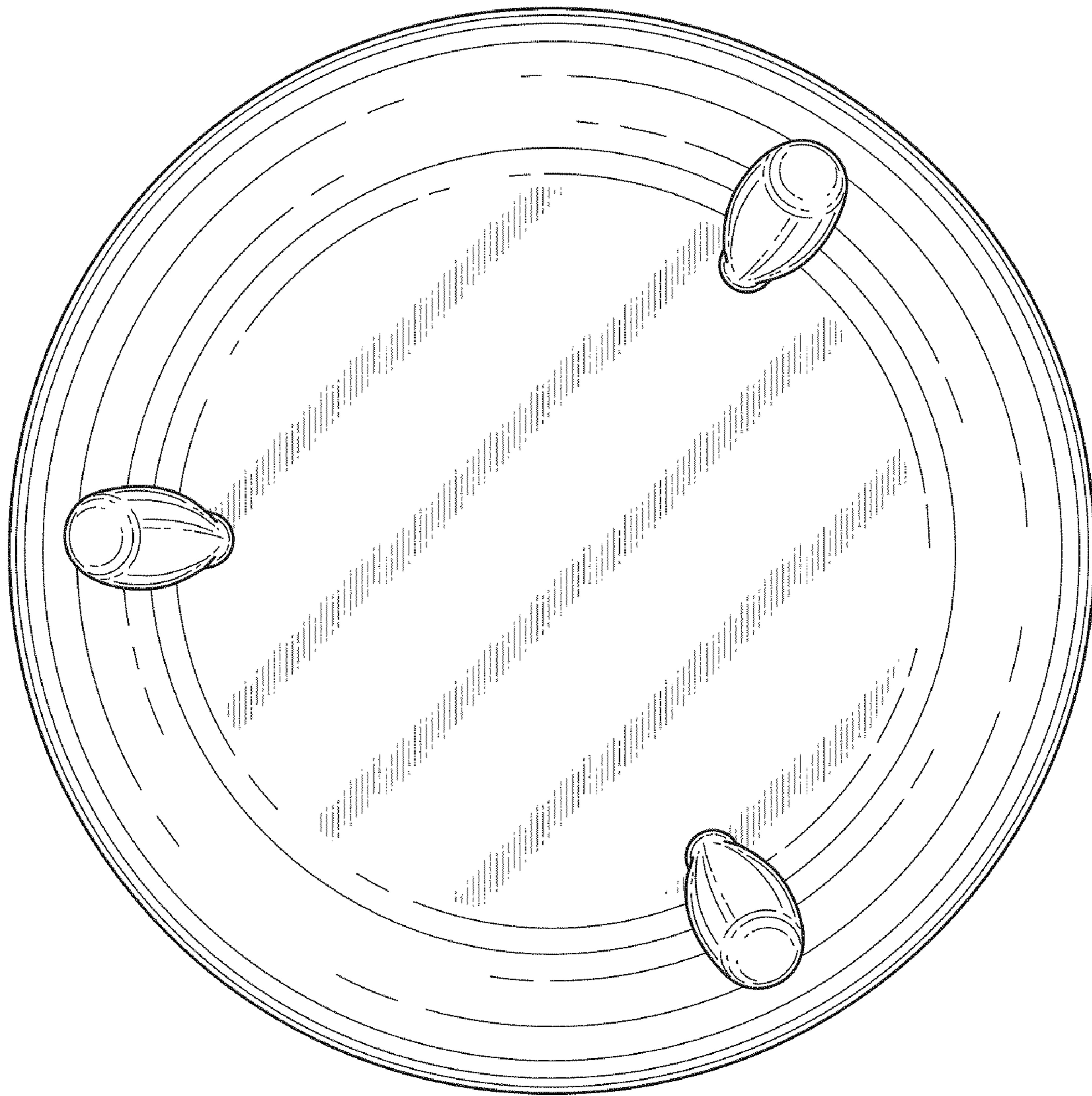


FIG. 3

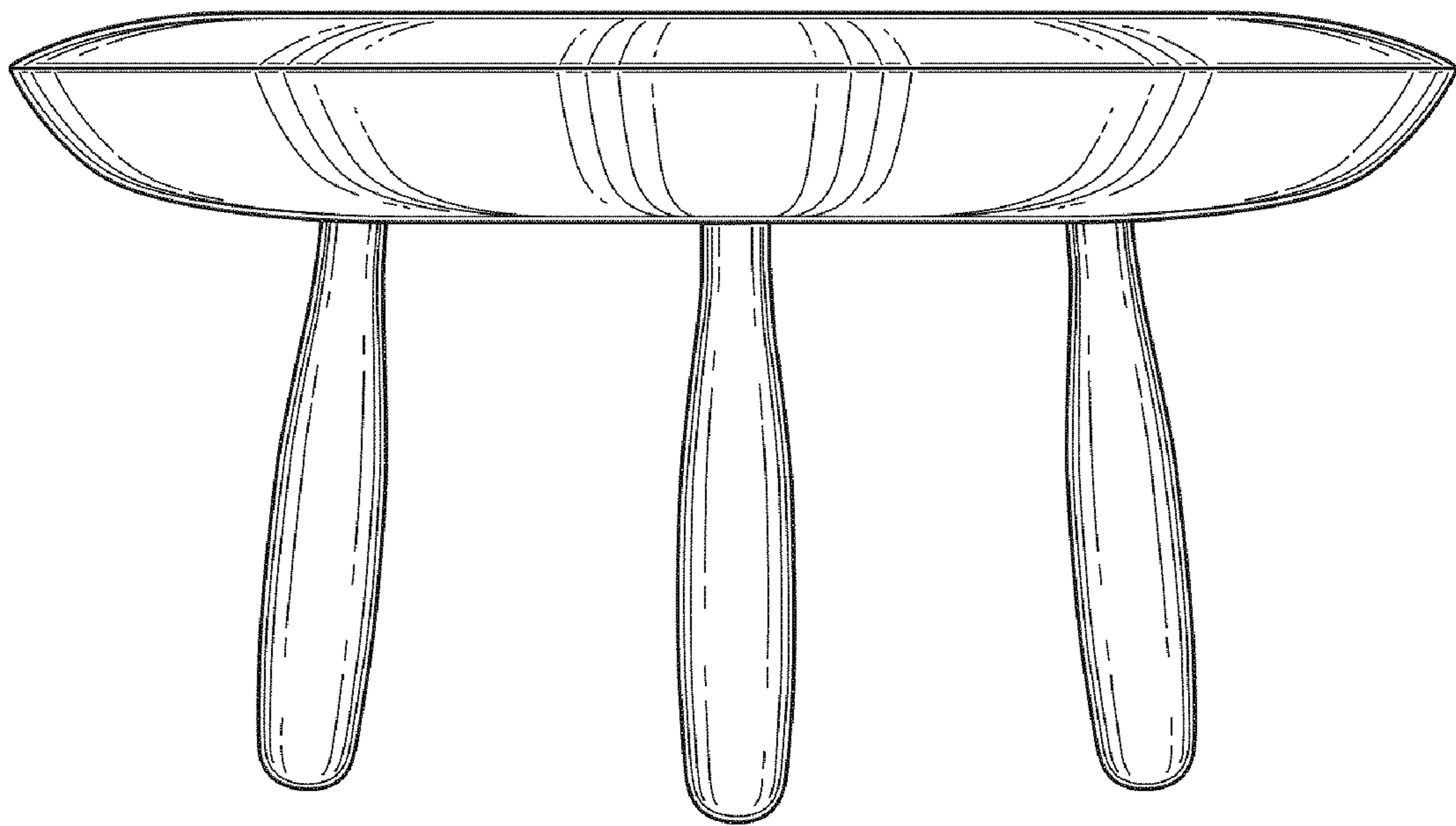


FIG. 4