

US00D606333S

(12) **United States Design Patent**
Horkey

(10) **Patent No.:** **US D606,333 S**

(45) **Date of Patent:** **** Dec. 22, 2009**

(54) **DISPLAY STAND TREE**

D424,329 S * 5/2000 Lundberg D6/457
D527,302 S * 8/2006 Vladamirov D11/121

(76) Inventor: **Nancy Horkey**, 18445 Hwy. 105 West,
Suite 100, Montgomery, TX (US) 77356

* cited by examiner

(**) Term: **14 Years**

Primary Examiner—Caron Veynar
Assistant Examiner—Sydney R Buffalow

(21) Appl. No.: **29/340,729**

(57) **CLAIM**

(22) Filed: **Jul. 24, 2009**

The ornamental design for a display stand tree, as shown and described.

Related U.S. Application Data

(62) Division of application No. 29/312,961, filed on Nov. 25, 2008.

DESCRIPTION

(51) **LOC (9) Cl.** **06-04**

FIG. 1 is a side view of a the first part of a two part display stand tree showing my new design where the opposing side view is identical;

(52) **U.S. Cl.** **D6/450**

FIG. 2 is a side view of a the second of a two part display stand tree showing my new design where the opposing side view is identical;

(58) **Field of Classification Search** D6/310,
D6/419, 457, 469, 450, 411, 412, 455; D11/121,
D11/118, 131, 117; 40/124.4; 428/54.2,
428/15, 19; 211/1, 13.1, 85.2; 248/174

See application file for complete search history.

FIG. 3 is a top view of the first and second parts thereof;

(56) **References Cited**

FIG. 4 is a bottom view of the first and second parts thereof;

U.S. PATENT DOCUMENTS

4,315,376 A * 2/1982 Eichenauer 40/124.4
D313,772 S * 1/1991 Beauregard D11/118
D324,832 S * 3/1992 Boschetto et al. D11/118
D344,248 S * 2/1994 Wiggins D11/117
D354,928 S * 1/1995 Hoffman et al. D11/118
D379,941 S * 6/1997 Scott D11/118
D383,909 S * 9/1997 Salas D6/310
5,894,052 A * 4/1999 Sawyer 428/542.2


FIG. 5 is a perspective view of the first and second parts of a display stand tree.

FIG. 6 is a top end view of the first and second parts of the display stand tree in an assembled stated thereof; and,

FIG. 7 is a perspective view of the first and second parts of the display stand tree in an assembled state.

The broken lines are shown for illustrative purposes only and form no part of the claimed invention.

1 Claim, 3 Drawing Sheets






Fig. 1




Fig. 2

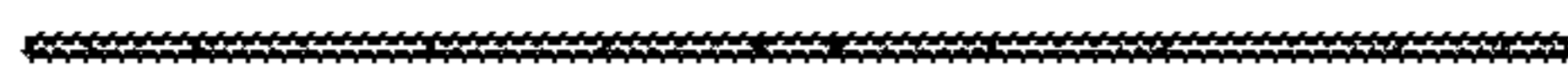


Fig. 3

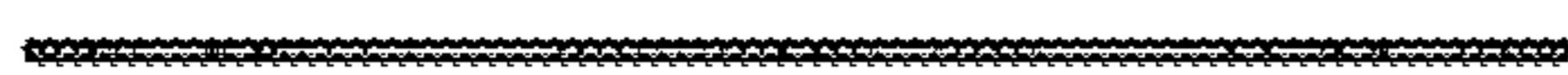


Fig. 4




Fig. 5

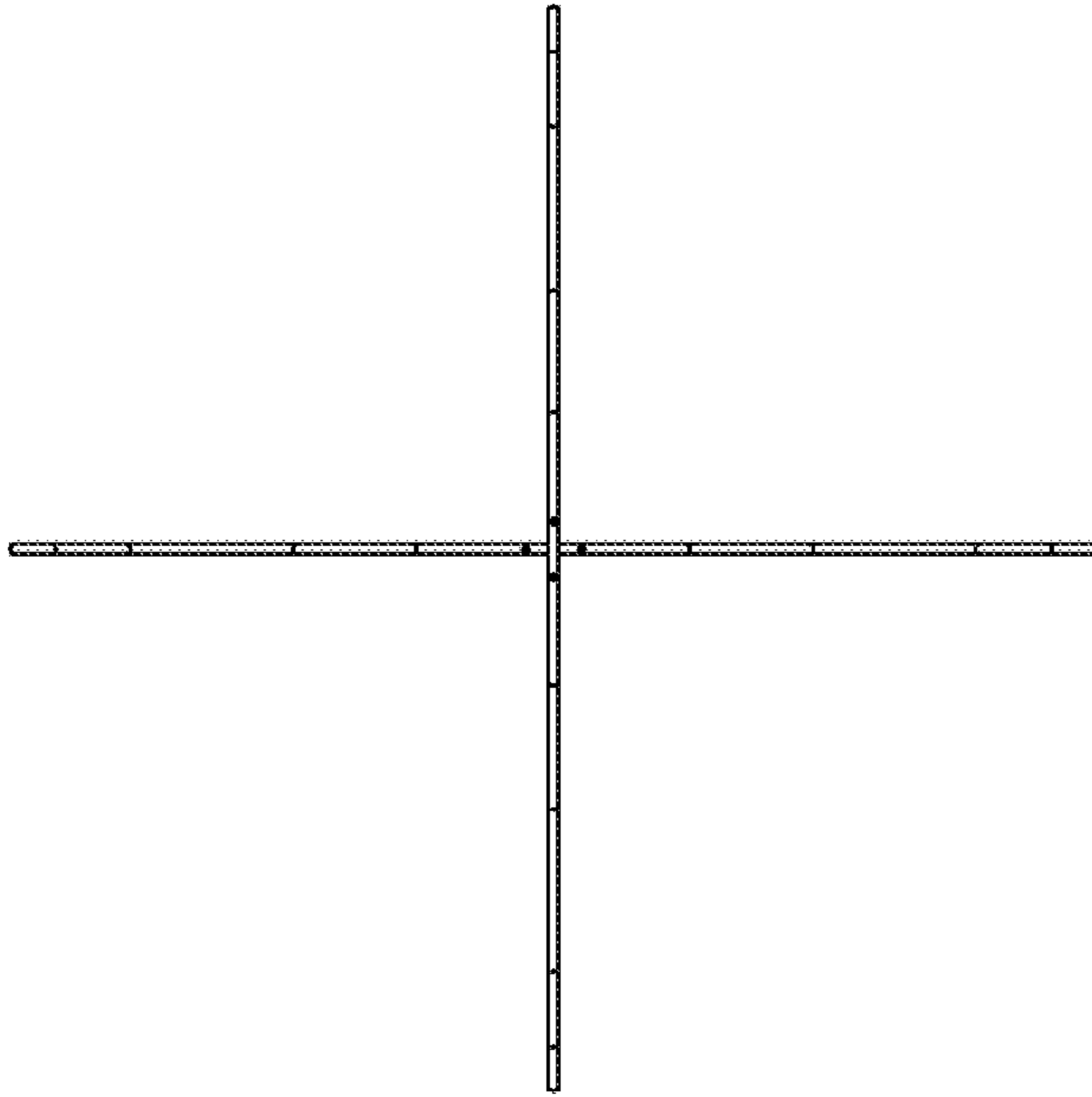


Fig. 6




Fig. 7