



US00D606329S

(12) **United States Design Patent**
Van Duysen

(10) **Patent No.:** **US D606,329 S**
(45) **Date of Patent:** **** Dec. 22, 2009**

(54) **ARMCHAIR**

(75) Inventor: **Vincent Van Duysen**, Antwerp (BE)

(73) Assignee: **Tribu N.V.**, Zutendaal (BE)

(**) Term: **14 Years**

(21) Appl. No.: **29/328,791**

(22) Filed: **Dec. 2, 2008**

(30) **Foreign Application Priority Data**

Jun. 2, 2008 (EM) 000944194-0001/0002

(51) **LOC (9) Cl.** **06-01**

(52) **U.S. Cl.** **D6/375**

(58) **Field of Classification Search** D6/370-376,
D6/379-380, 500-502, 334; 297/411.42,
297/445.1, 446.1, 448.1, 448.2, 452.63, 447.1
See application file for complete search history.

(56) **References Cited**

U.S. PATENT DOCUMENTS

D235,947 S *	7/1975	Uyeda	D6/373
D239,890 S *	5/1976	Uyeda	D6/373
D263,262 S *	3/1982	Thygesen et al.	D6/373
D323,250 S *	1/1992	Leib	D6/373
D344,194 S *	2/1994	Gibbs	D6/373
D357,135 S *	4/1995	Hess	D6/373
D366,573 S *	1/1996	Hess	D6/373

D406,695 S *	3/1999	Nagele et al.	D3/218
D413,028 S *	8/1999	Kaiser	D6/373
D431,727 S *	10/2000	Bell	D6/373
D467,444 S *	12/2002	Hess et al.	D6/373
D473,061 S *	4/2003	Goodman	D6/379
D584,068 S *	1/2009	Figueras Mitjans	D6/375

* cited by examiner

Primary Examiner—Caron Veynar

Assistant Examiner—Abraham Bahta

(74) *Attorney, Agent, or Firm*—Ladas & Parry LLP

(57) **CLAIM**

The ornamental design for an armchair, as shown and described.

DESCRIPTION

FIG. 1 is a perspective view of the armchair showing my new which is the subject of the present design;

FIG. 2 is a front view thereof;

FIG. 3 is a rear view thereof;

FIG. 4 is a left view thereof;


FIG. 5 is a right view thereof;

FIG. 6 is a top view thereof; and,

FIG. 7 is a bottom view thereof.

The dotted line portions in FIG. 7 are for the purpose of illustration only and do not form part of the claimed design.

1 Claim, 7 Drawing Sheets






FIG. 1




FIG. 2




FIG. 3

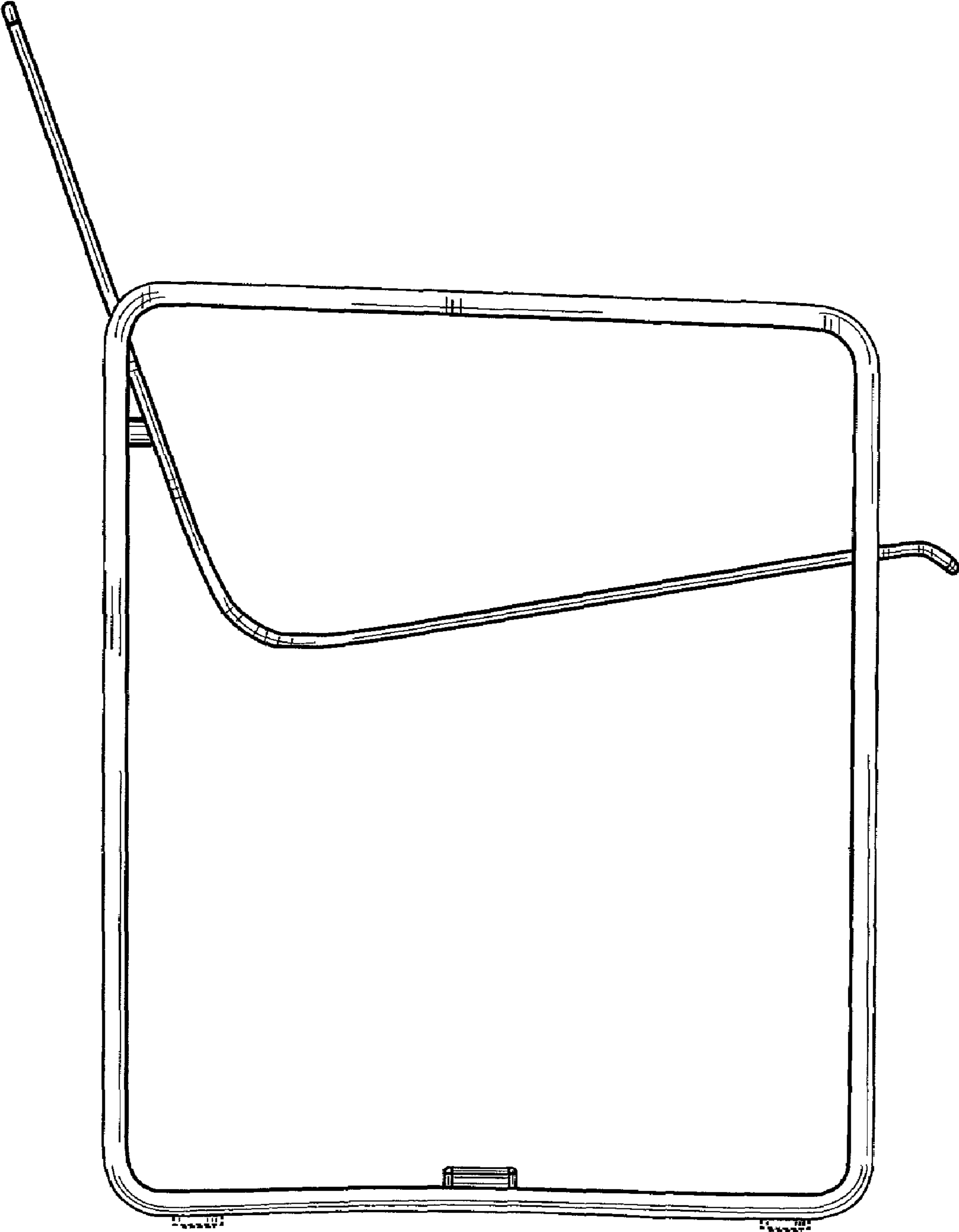


FIG. 4

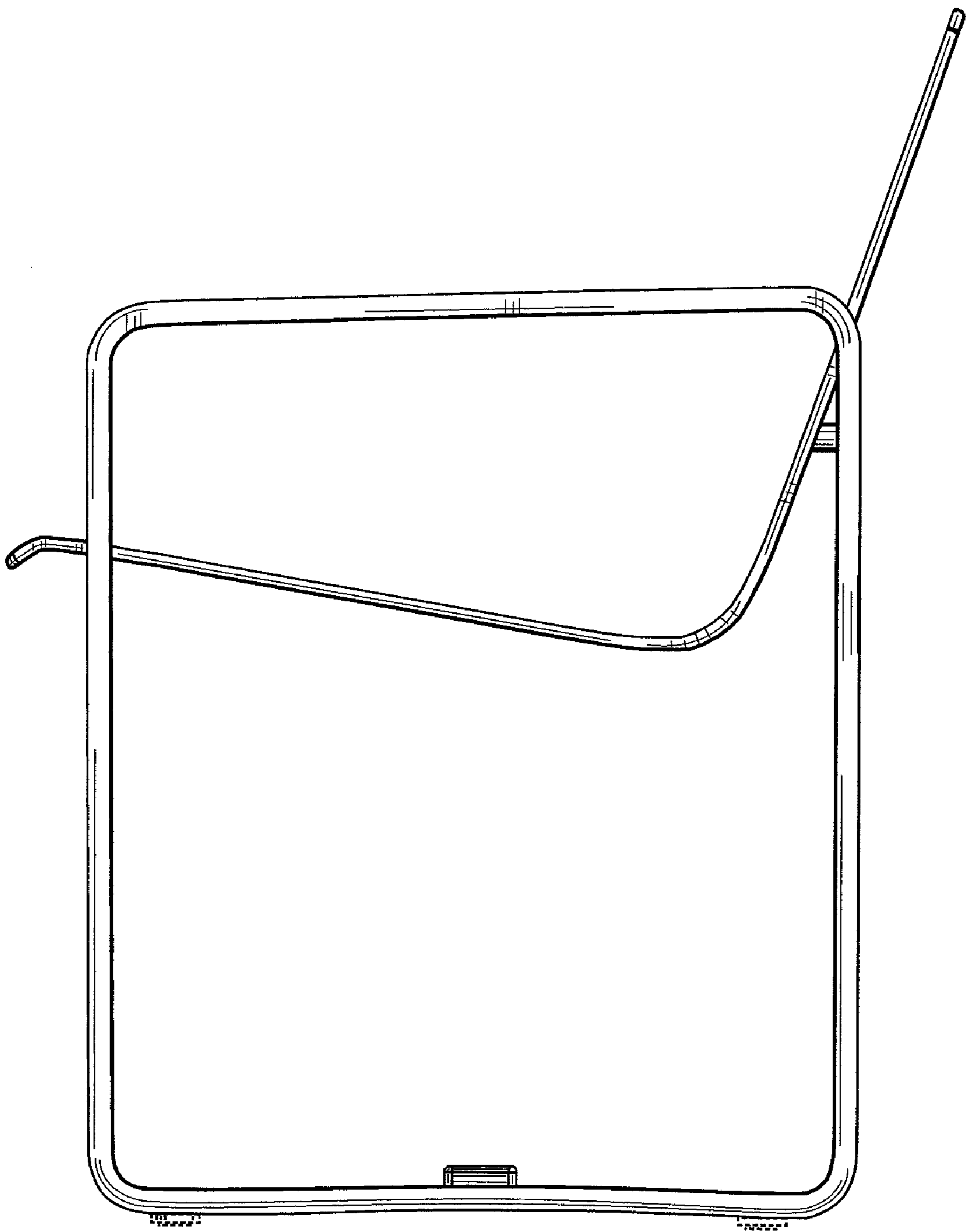


FIG. 5




FIG. 6

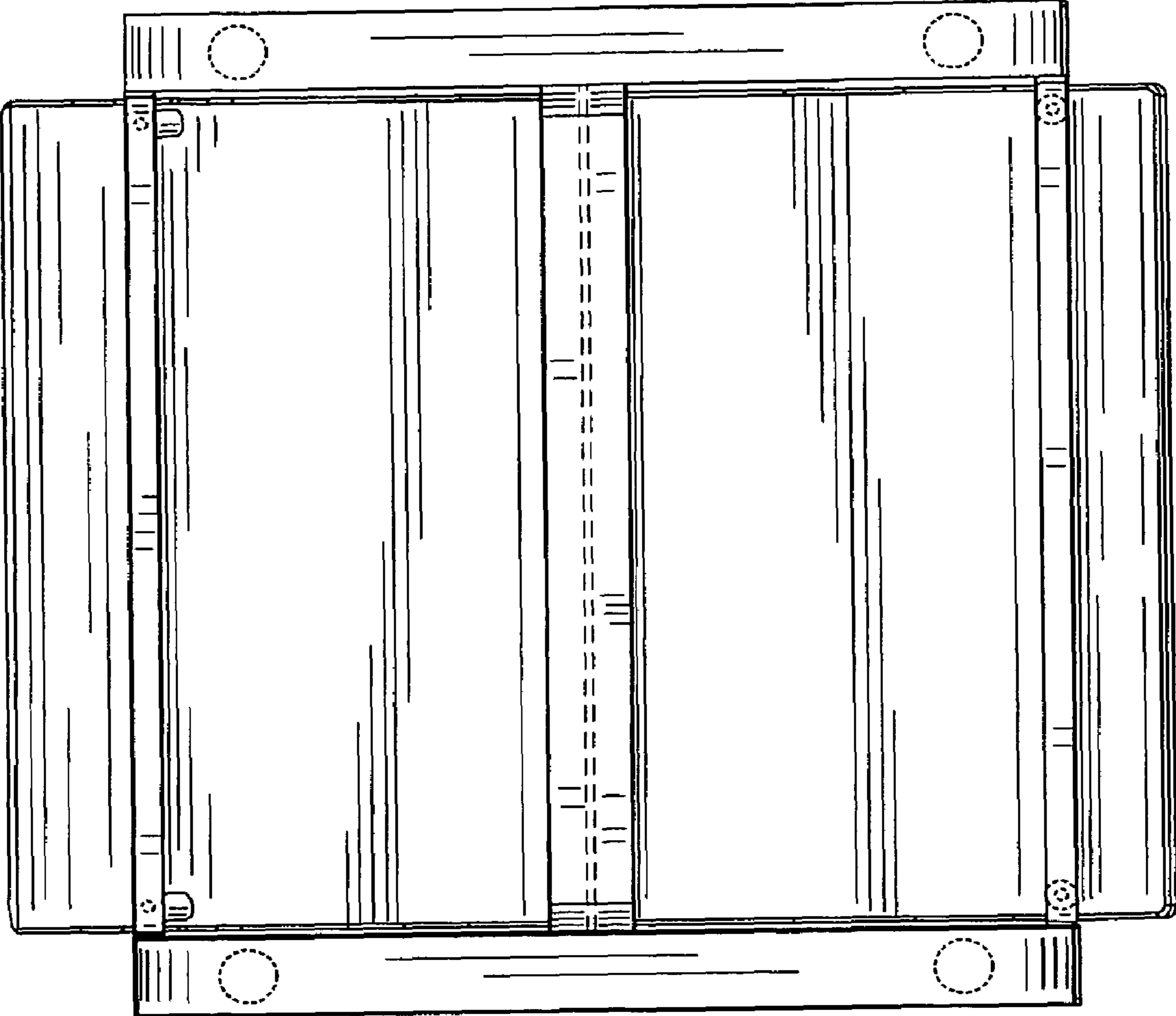


FIG. 7