



US00D606324S

(12) **United States Design Patent**
Jones

(10) **Patent No.:** **US D606,324 S**
(45) **Date of Patent:** **** Dec. 22, 2009**

(54) **GARMENT HANGER**

(75) Inventor: **Michael Edward Jones**, Penymynydd
(GB)

(73) Assignee: **Mainetti (UK) Limited** (GB)

(**) Term: **14 Years**

(21) Appl. No.: **29/329,882**

(22) Filed: **Dec. 23, 2008**

(51) **LOC (9) Cl.** **06-08**

(52) **U.S. Cl.** **D6/326**

(58) **Field of Classification Search** D6/315,
D6/318, 326; 211/1, 13.1, 85.3, 181.1, 183;
223/85-98

See application file for complete search history.

(56) **References Cited**

U.S. PATENT DOCUMENTS

D301,942 S *	7/1989	Talbot-Titley	D6/326
5,400,932 A *	3/1995	Hollis	223/96
D423,235 S *	4/2000	Bond et al.	D6/326
D439,419 S *	3/2001	Zuckerman	D6/326
D502,328 S *	3/2005	Gouldson	D6/326
D506,320 S *	6/2005	Gouldson	D6/326
D519,139 S *	4/2006	Singleton	D6/326
7,506,785 B1 *	3/2009	Hansen et al.	223/96
D590,606 S *	4/2009	Shallcross	D6/326

7,556,180 B1 * 7/2009 Hansen et al. 223/96
2003/0222108 A1 * 12/2003 Gouldson et al. 223/91

* cited by examiner

Primary Examiner—Stella M Reid

Assistant Examiner—Shanda C Hill

(74) *Attorney, Agent, or Firm*—Jack Schwartz & Associates,
PLLC

(57) **CLAIM**

The ornamental design for a garment hanger, as shown and described.

DESCRIPTION

FIG. 1 is a top view of the garment hanger of the present invention;

FIG. 2 is a left side view of the garment hanger of the present invention;


FIG. 3 is a front view of the garment hanger of the present invention;

FIG. 4 is a back view of the garment hanger of the present invention;

FIG. 5 is a right side view of the garment hanger of the present invention; and,

FIG. 6 is a bottom view of the garment hanger of the present invention.

1 Claim, 6 Drawing Sheets



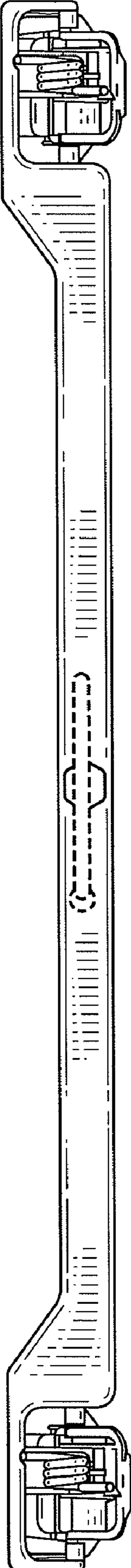


FIG. 1

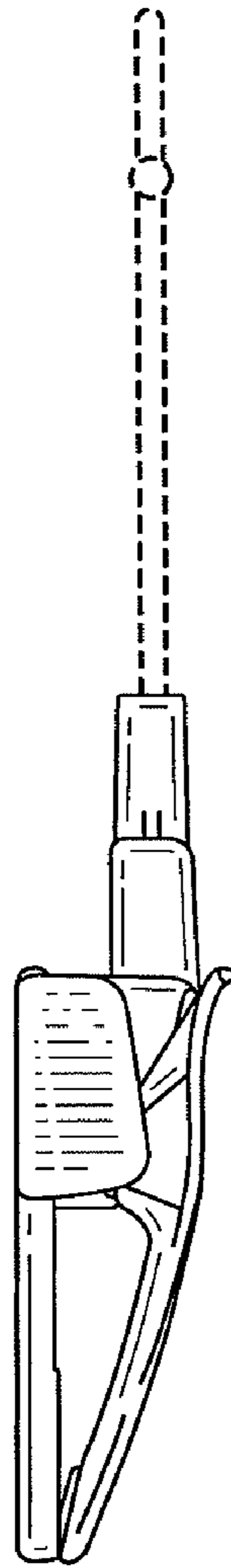


FIG. 2

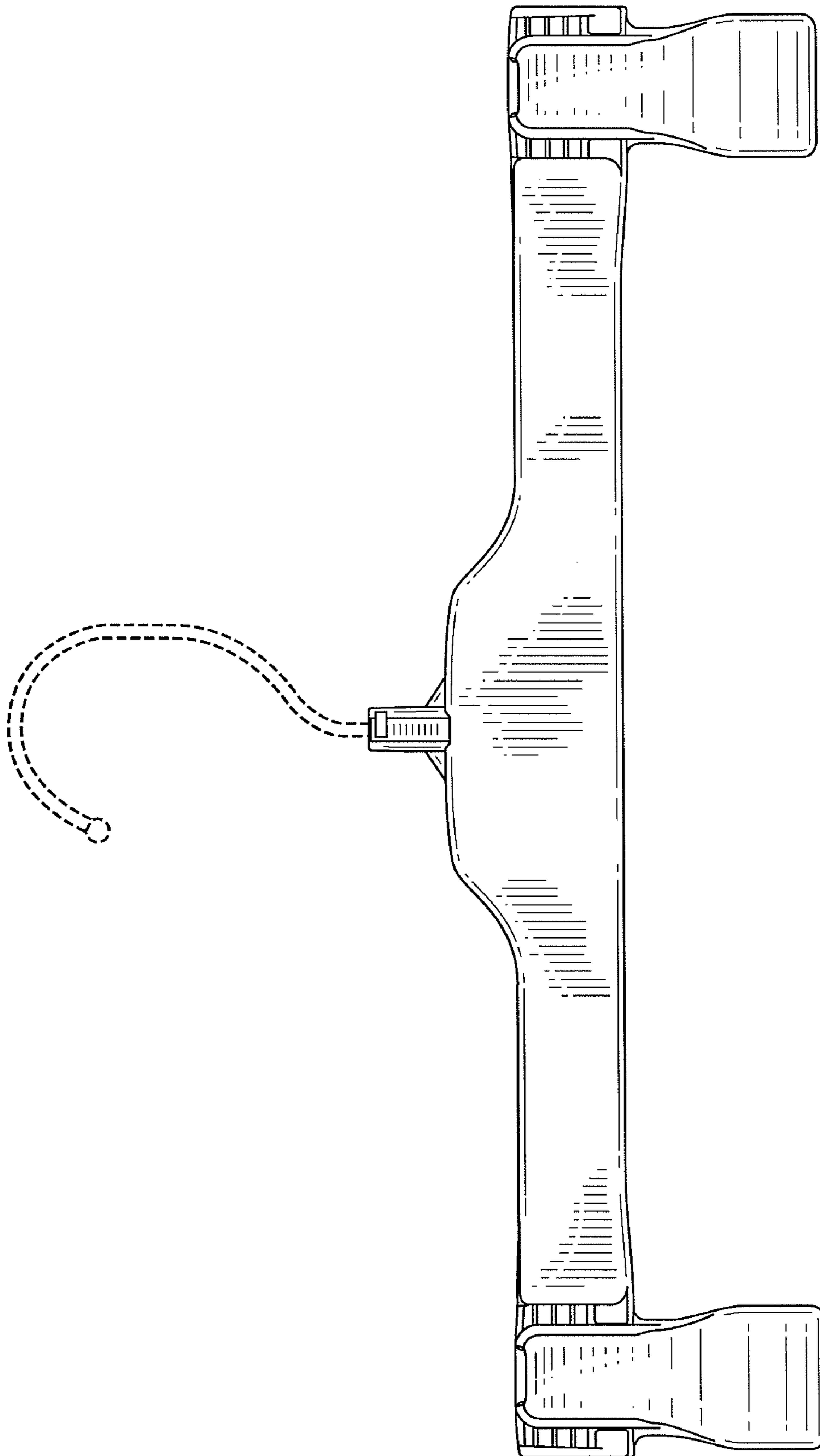


FIG. 3

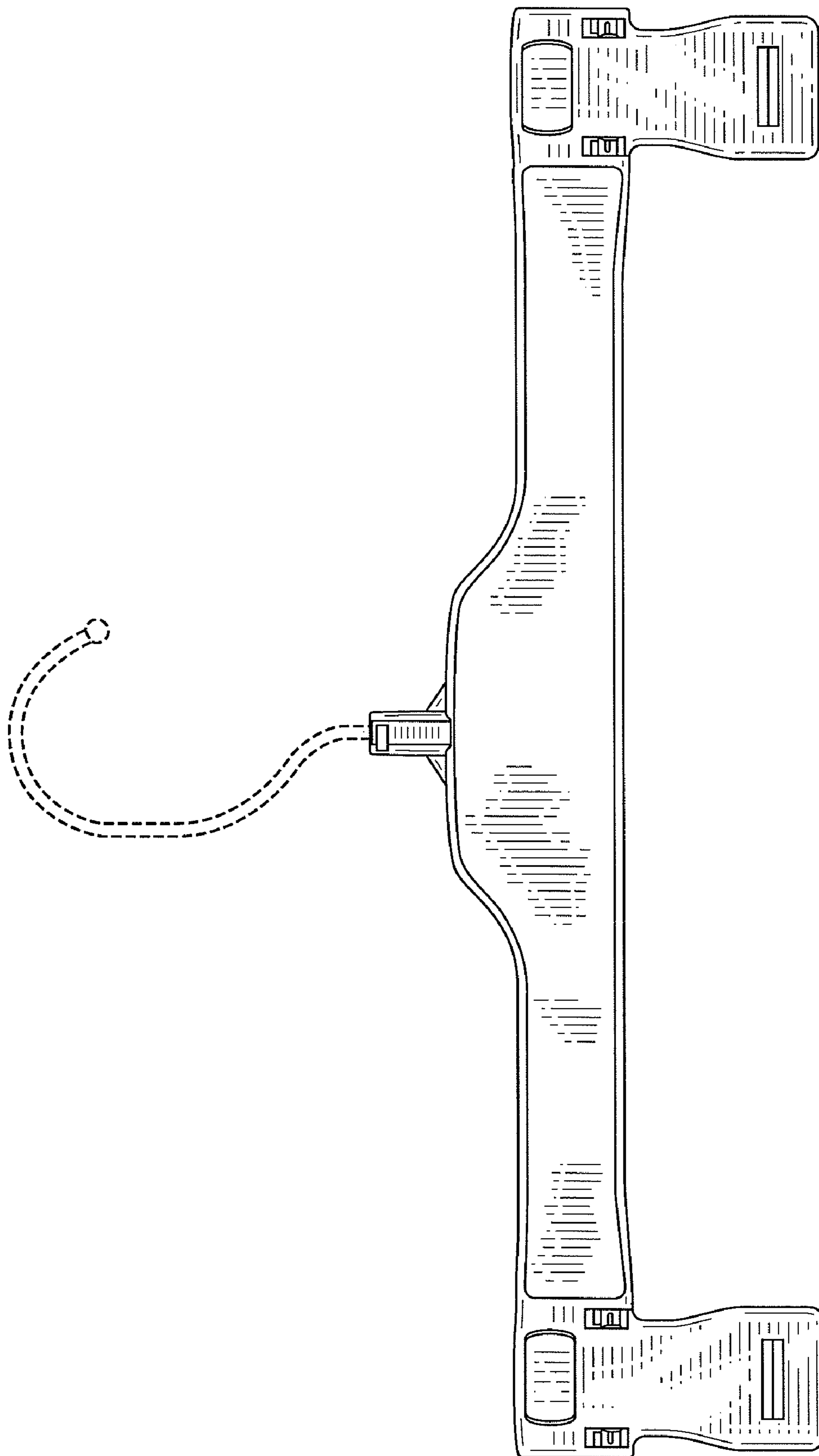


FIG. 4

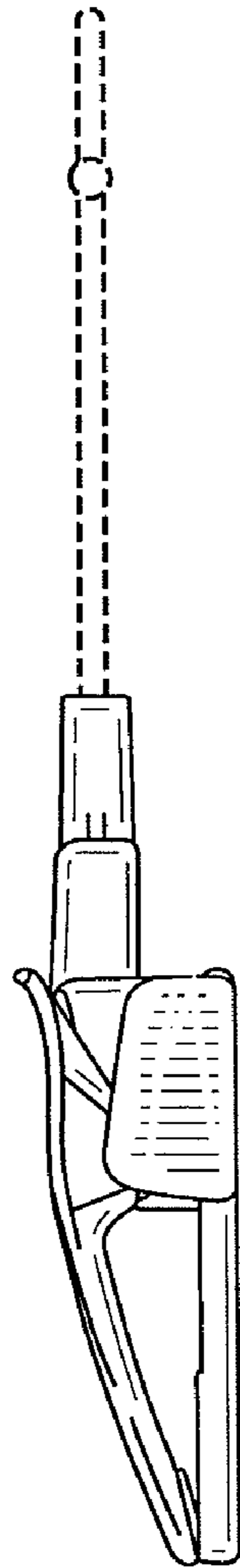


FIG. 5

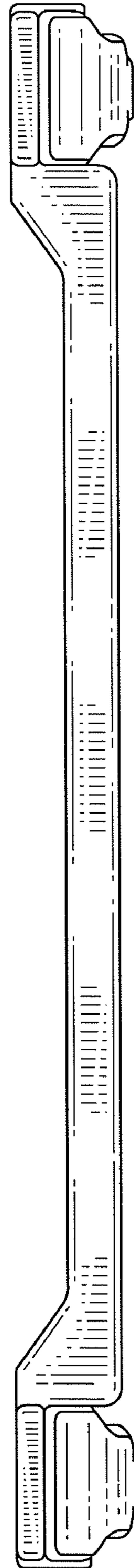


FIG. 6