



US00D606310S

(12) **United States Design Patent**  
**Lown et al.**

(10) **Patent No.:** **US D606,310 S**  
(45) **Date of Patent:** **\*\* Dec. 22, 2009**

(54) **TRAVEL ORGANIZER**

(75) Inventors: **Aaron Lown**, Tuxedo, NY (US); **John Roscoe Swartz**, Ridgewood, NJ (US); **Sally Rumble**, New York, NY (US)

(73) Assignee: **Built NY, Inc.**, New York, NY (US)

(\*\*) Term: **14 Years**

(21) Appl. No.: **29/337,312**

(22) Filed: **May 19, 2009**

(51) **LOC (9) Cl.** ..... **03-01**

(52) **U.S. Cl.** ..... **D3/301**

(58) **Field of Classification Search** ..... D3/201,  
D3/205-206, 218-219, 226-227, 245-247,  
D3/265-267, 299, 300, 301, 900; 206/5,  
206/320; 190/903; D6/631-632

See application file for complete search history.

(56) **References Cited**

**U.S. PATENT DOCUMENTS**

D109,358 S *	4/1938	Ridenour	.....	D3/301
D141,156 S *	5/1945	Behrman	.....	D99/34
D409,385 S *	5/1999	Pearson et al.	.....	D3/301
D425,295 S *	5/2000	Borja et al.	.....	D3/203.1
D433,801 S *	11/2000	Shreve	.....	D3/226
D469,609 S *	2/2003	Hoffman	.....	D3/301
D477,134 S *	7/2003	Palmer	.....	D3/218
D481,250 S *	10/2003	Hassett	.....	D6/632
D484,687 S *	1/2004	Hassett	.....	D3/218
D496,156 S *	9/2004	Hassett	.....	D3/218

D516,363 S *	3/2006	Fair	.....	D6/633
D525,431 S *	7/2006	Lux	.....	D3/301
D544,711 S *	6/2007	Mundy et al.	.....	D3/247
D556,452 S *	12/2007	Hydon	.....	D3/301

**OTHER PUBLICATIONS**

Cargo Travel Organizer. Downloaded Aug. 30, 2009 at [http://www.builtny.com/mm5/merchant.mvc?Screen=PR...ode=BS&Product\\_Code=E-CTR-SFS&Category\\_Code=E-CTR.\\*](http://www.builtny.com/mm5/merchant.mvc?Screen=PR...ode=BS&Product_Code=E-CTR-SFS&Category_Code=E-CTR.*)

\* cited by examiner

*Primary Examiner*—Robert M Spear

*Assistant Examiner*—Roselynn Cody

(74) *Attorney, Agent, or Firm*—Fish & Richardson P.C.

(57) **CLAIM**

The ornamental design for a travel organizer, substantially as shown and described.

**DESCRIPTION**

FIG. 1 is a front perspective view of the travel organizer.

FIG. 2 is a front view of the travel organizer.

FIG. 3 is a rear view of the travel organizer.

FIG. 4 is a left view of the travel organizer.

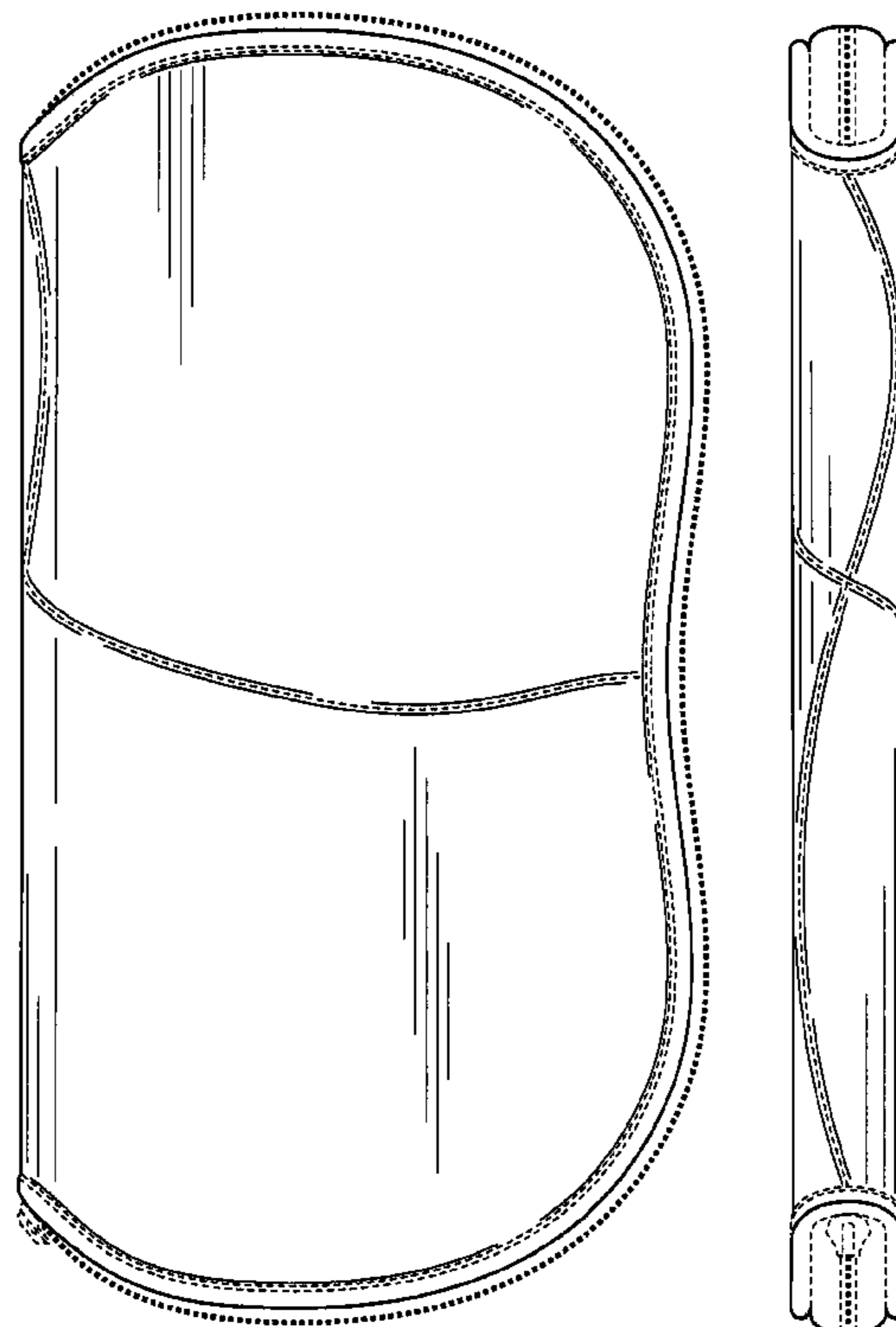
FIG. 5 is a right view of the travel organizer.

FIG. 6 is a top view of the travel organizer; and,

FIG. 7 is a bottom view of the travel organizer.

The broken lines are directed to environment and form no part of the claimed design.

**1 Claim, 5 Drawing Sheets**



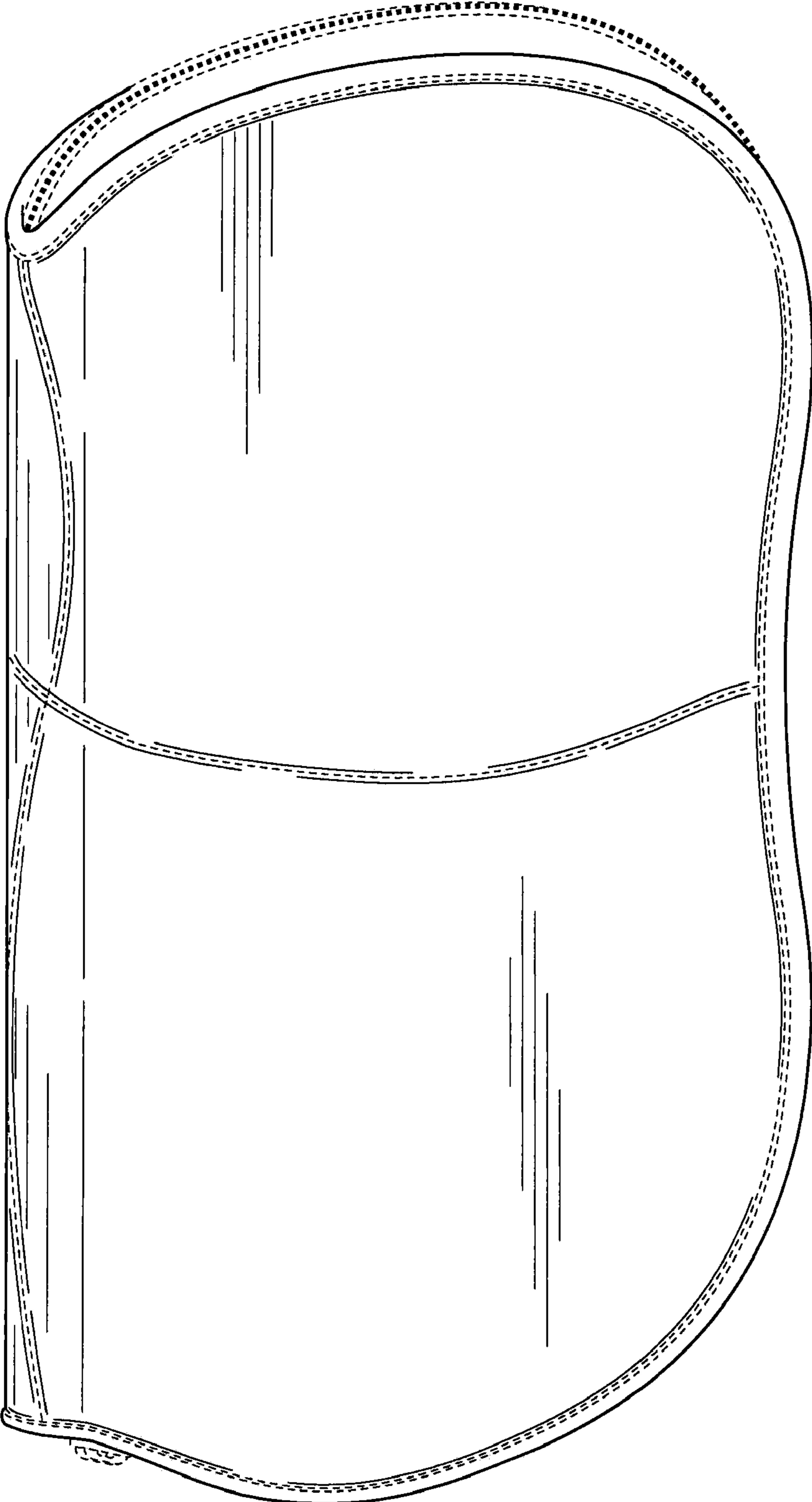


FIG. 1

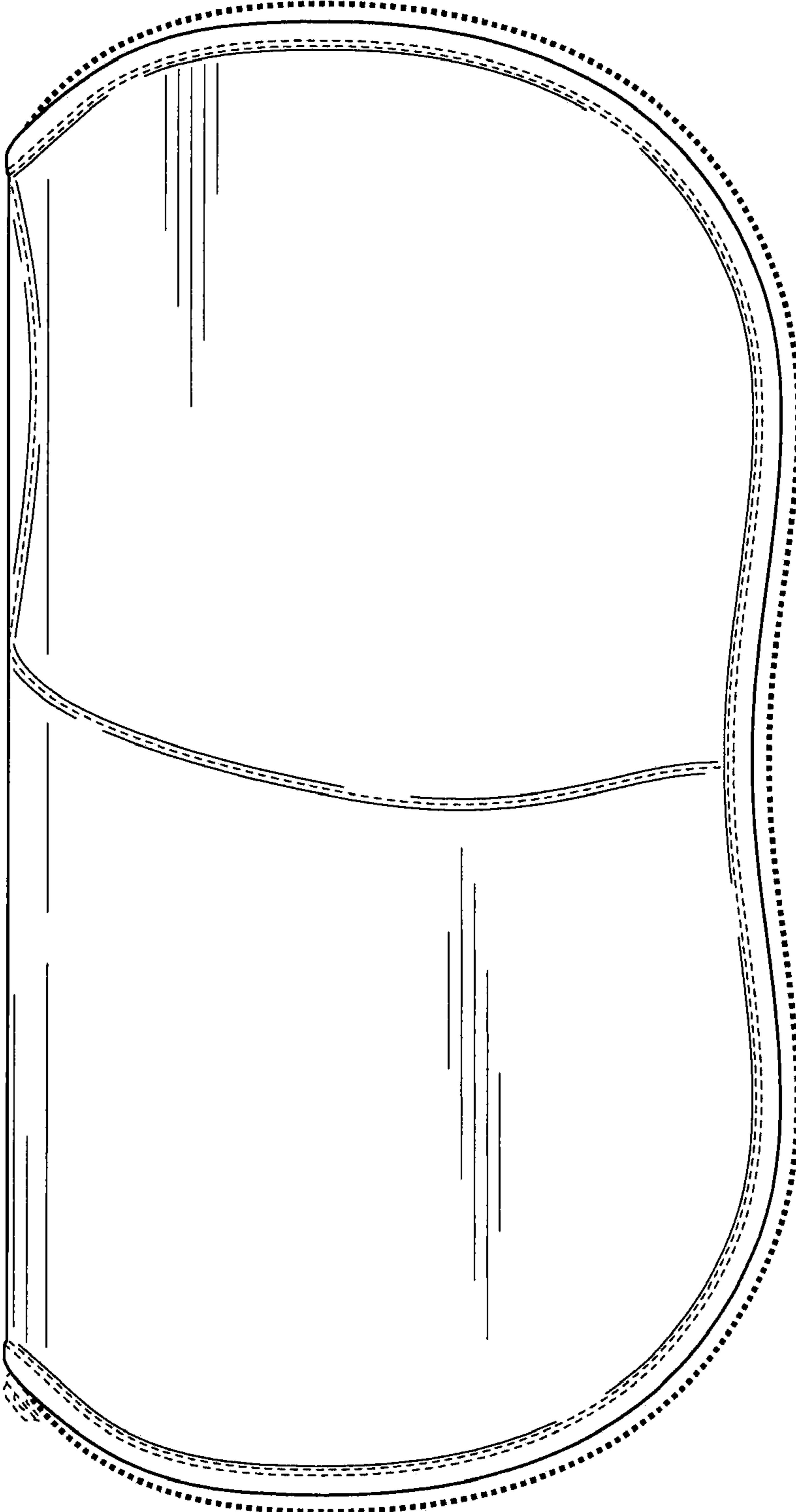


FIG. 2

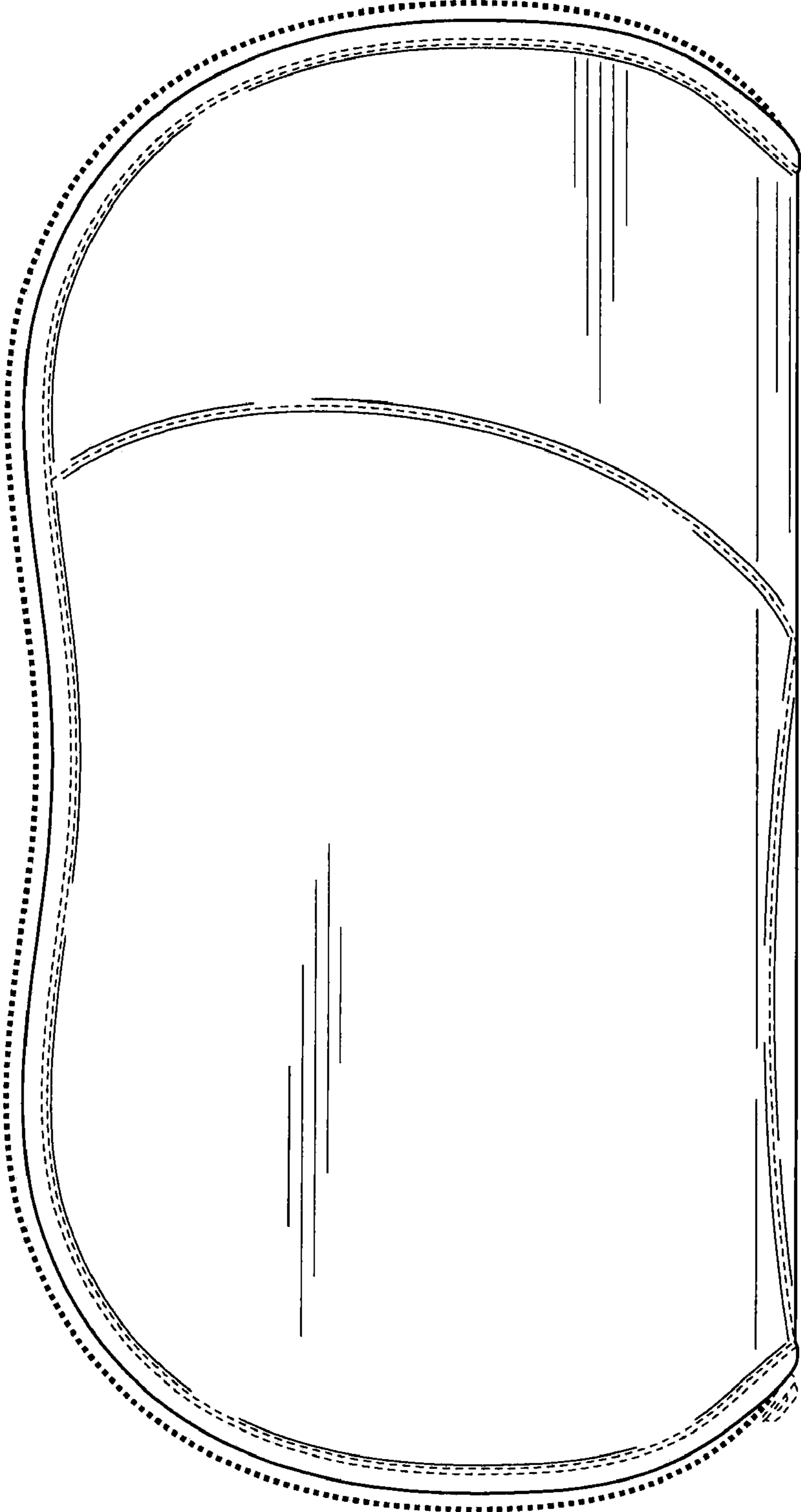


FIG. 3

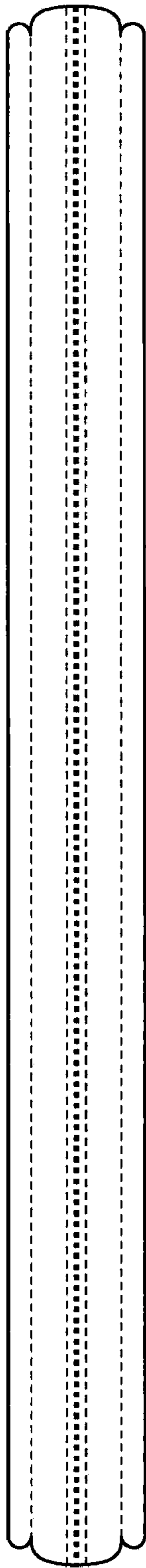


FIG. 4



FIG. 5

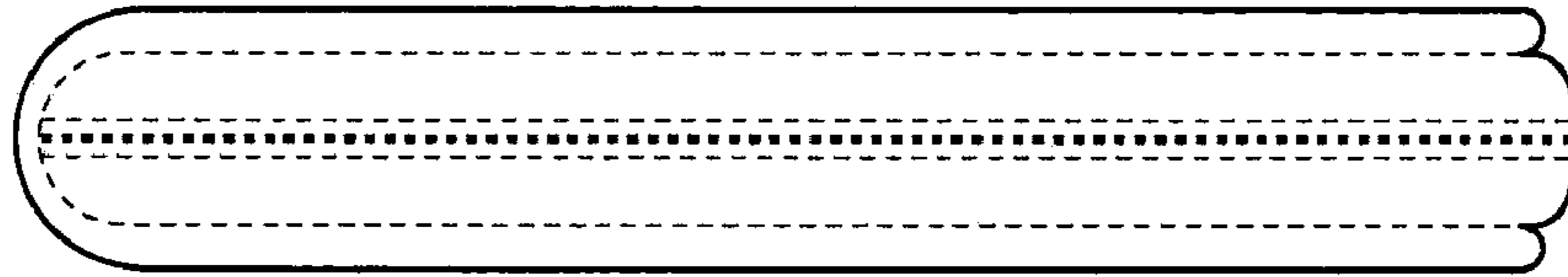


FIG. 6

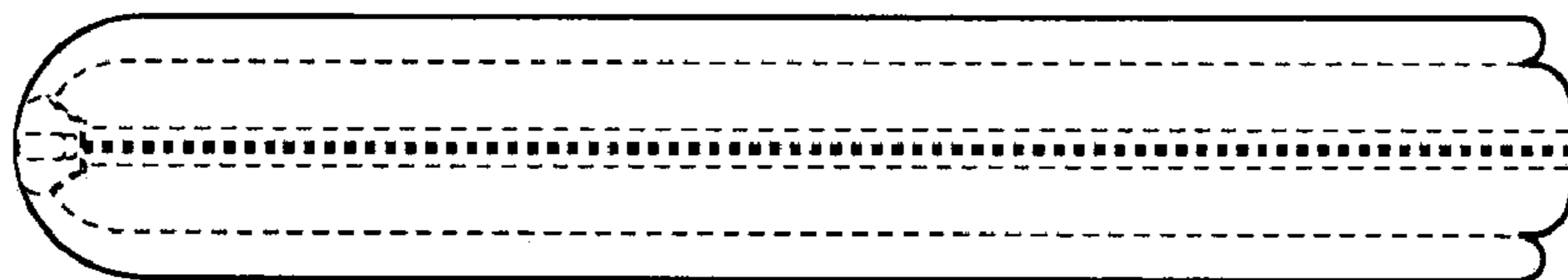


FIG. 7