



US00D606289S

(12) **United States Design Patent**  
**Hubner**

(10) **Patent No.:** **US D606,289 S**  
(45) **Date of Patent:** **\*\* Dec. 22, 2009**

(54) **BOOT**

(75) Inventor: **Paul Hubner**, Burlington (CA)

(73) Assignee: **Baffin Inc.**, Stoney Creek, Ontario (CA)

(\*\*) Term: **14 Years**

(21) Appl. No.: **29/311,700**

(22) Filed: **May 28, 2009**

(51) **LOC (9) Cl.** ..... **02-04**

(52) **U.S. Cl.** ..... **D2/910**

(58) **Field of Classification Search** ..... D2/896,  
D2/909-915, 946, 970, 973; 36/83, 109,  
36/45, 50.1, 52, 113, 114, 131

See application file for complete search history.

(56) **References Cited**

**U.S. PATENT DOCUMENTS**

D154,502	S	*	7/1949	Marx	.....	D2/910
2,498,437	A	*	2/1950	Lhollier	.....	36/4
D303,037	S	*	8/1989	Kushitani	.....	D2/911
D369,894	S	*	5/1996	Stolberg	.....	D2/910
D380,592	S	*	7/1997	Whittington	.....	D2/910

D403,142	S	*	12/1998	Cook	.....	D2/910
D414,018	S	*	9/1999	Cook	.....	D2/910
D550,443	S	*	9/2007	Belley et al.	.....	D2/970

\* cited by examiner

*Primary Examiner*—Stella M Reid

*Assistant Examiner*—Rashida C McCoy

(74) *Attorney, Agent, or Firm*—Patrick J. Hofbauer

(57) **CLAIM**

The ornamental design for a boot, as shown and described.

**DESCRIPTION**

FIG. 1 is a right side perspective view of a boot, showing my new design;

FIG. 2 is a rear right side perspective view thereof;

FIG. 3 is a right side elevational view thereof;

FIG. 4 is a left side elevational view thereof;

FIG. 5 is a bottom plan view thereof;

FIG. 6 is a back elevational view thereof; and,

FIG. 7 is a front elevational view thereof.

**1 Claim, 7 Drawing Sheets**





FIG. 1

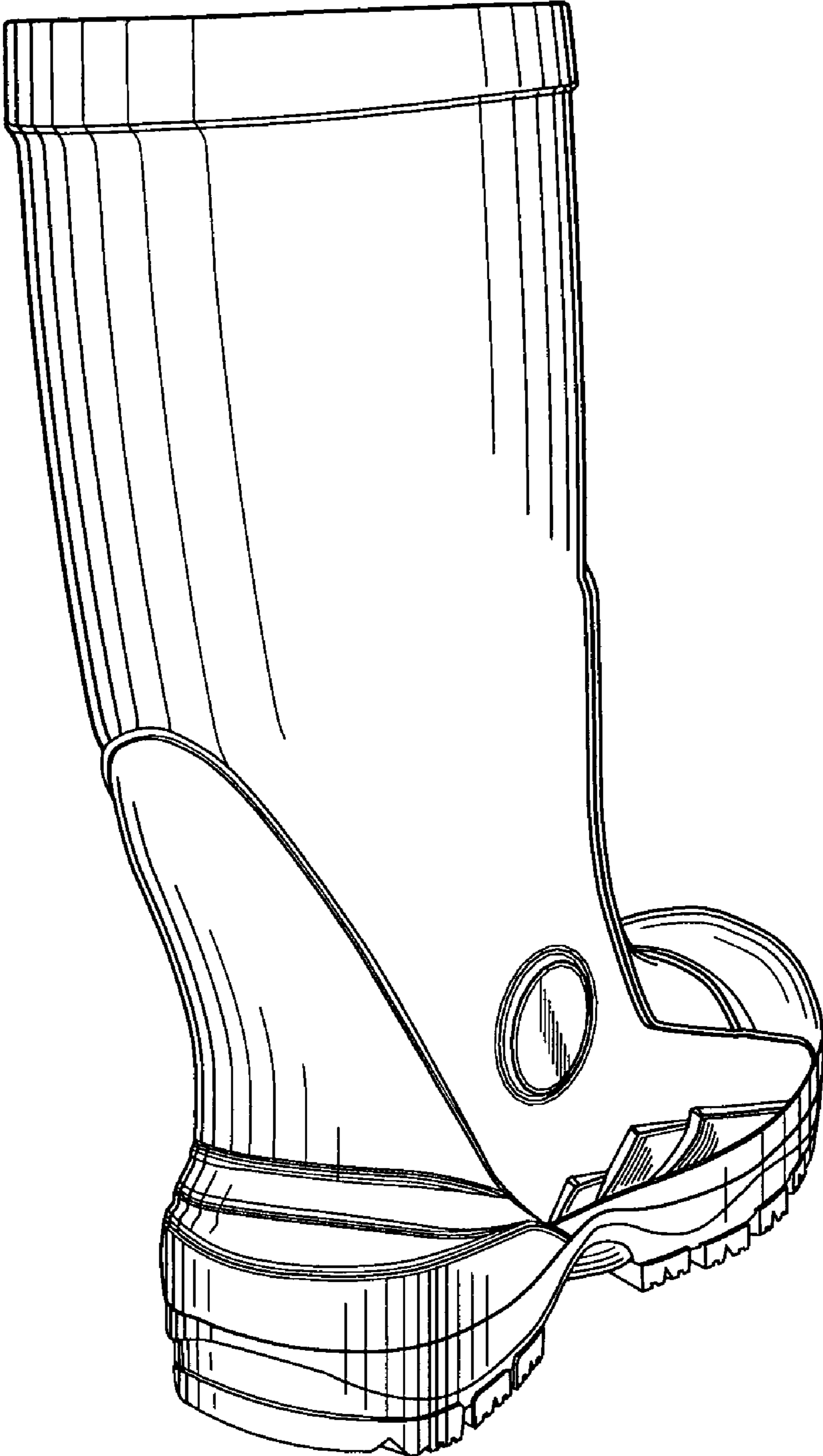


FIG.2



FIG.3

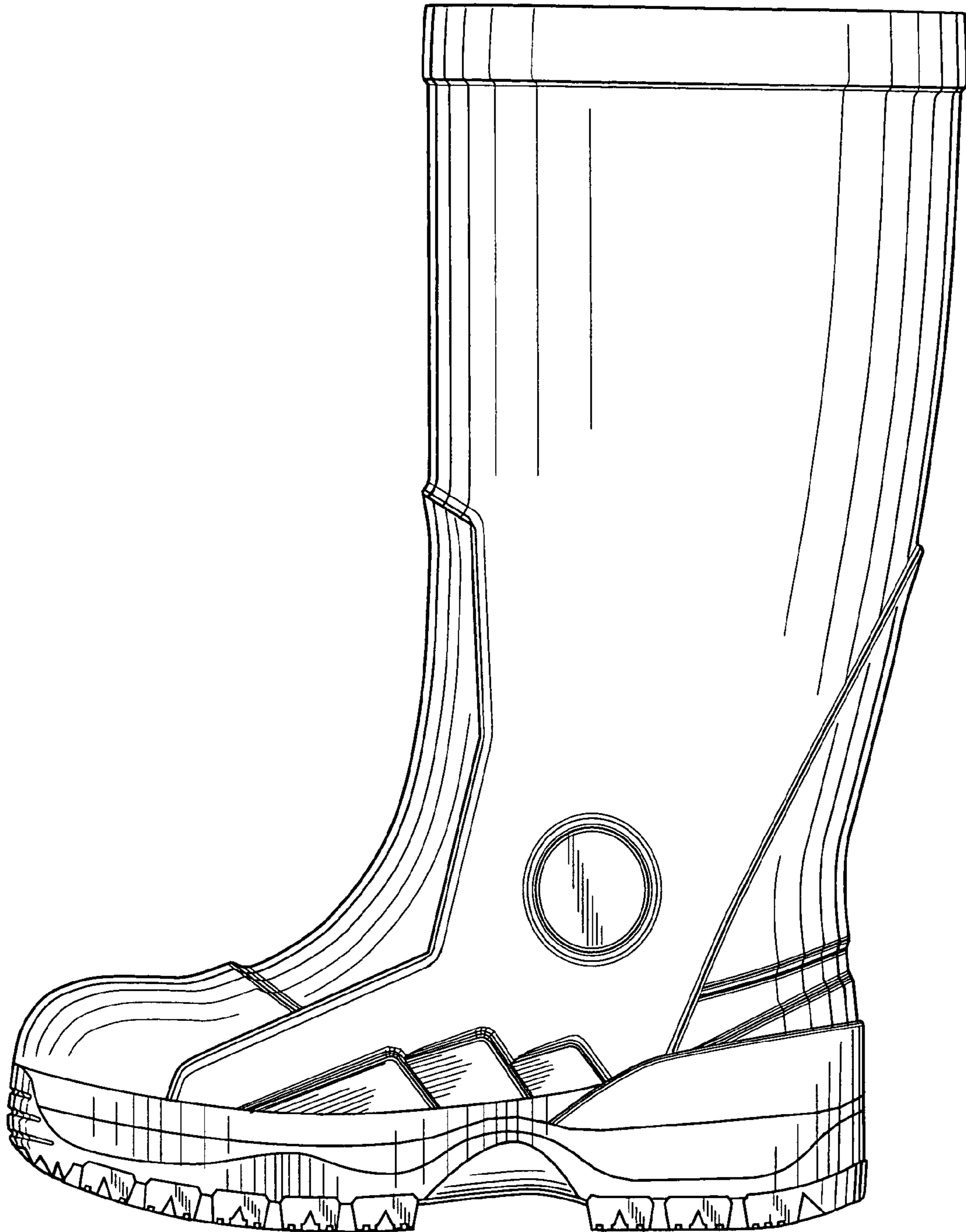


FIG.4




FIG. 5

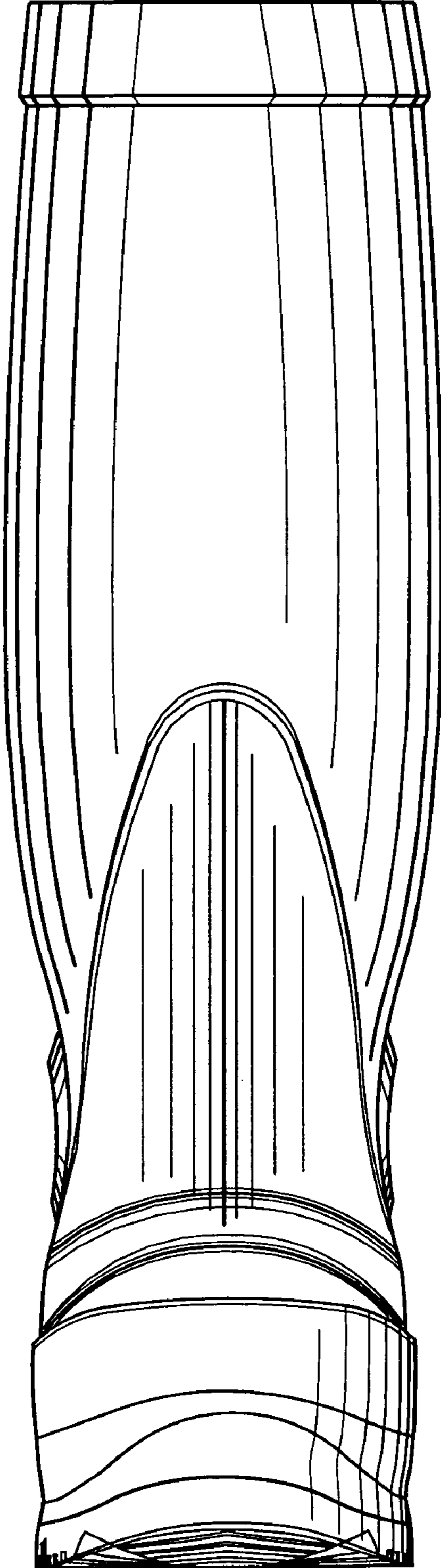


FIG.6

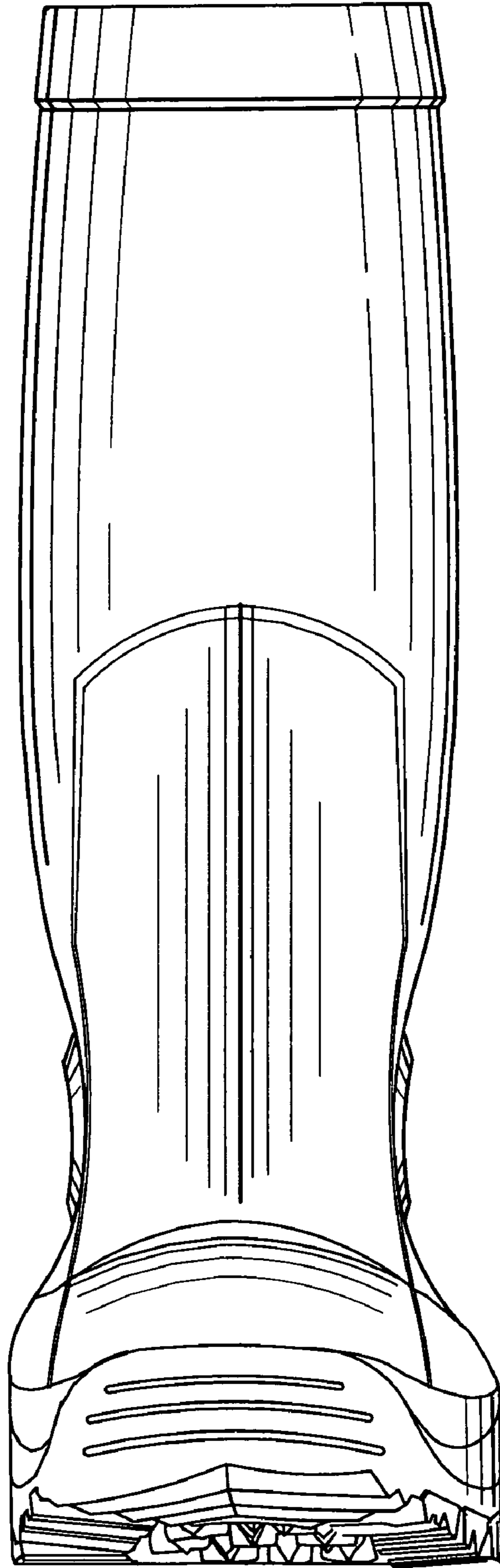


FIG.7