



US00D606286S

(12) **United States Design Patent**
Taylor

(10) **Patent No.:** **US D606,286 S**

(45) **Date of Patent:** **** Dec. 22, 2009**

(54) **BIB**

(76) **Inventor:** **Susanne K. Taylor**, 11302 NE. 10th Ave., Biscayne Park, FL (US) 33161

(**) **Term:** **14 Years**

(21) **Appl. No.:** **29/338,315**

(22) **Filed:** **Jun. 9, 2009**

(51) **LOC (9) Cl.** **02-02**

(52) **U.S. Cl.** **D2/861**

(58) **Field of Classification Search** D2/860-862;
2/48, 49.1, 49.4-51; D6/603, 608
See application file for complete search history.

(56) **References Cited**

U.S. PATENT DOCUMENTS

1,497,685	A *	6/1924	Hoyme	2/67
1,511,737	A *	10/1924	Lord	2/50
1,636,122	A *	7/1927	Brown	2/48
1,963,130	A *	6/1934	Hall	2/49.1
2,016,079	A *	10/1935	Deuel et al.	2/50
2,289,526	A *	7/1942	Tapper	2/50
2,451,038	A	10/1948	Mink	
3,067,428	A *	12/1962	Baker et al.	2/52
3,381,306	A *	5/1968	Innes	2/69
3,404,407	A *	10/1968	Lapidus	2/49.1
3,781,916	A *	1/1974	Vitol	2/88
D286,947	S *	12/1986	Wootton	D2/861
4,885,195	A	12/1989	Change, III	
5,682,609	A	11/1997	Ayo	
5,933,886	A *	8/1999	Washington	5/494
D415,603	S *	10/1999	Wampler	D2/823

6,021,521	A	2/2000	Baratta	
6,209,133	B1	4/2001	Hinshaw	
D477,744	S *	7/2003	Kelly	D6/603
D499,530	S	12/2004	Mintz	
7,178,185	B1	2/2007	Nattler	
7,269,855	B2	9/2007	La Rocco	
D558,429	S *	1/2008	O'Connor-Cowley	D2/861
2005/0120457	A1	6/2005	Mesalic	

* cited by examiner

Primary Examiner—Ian Simmons

Assistant Examiner—R. Johnson

(74) *Attorney, Agent, or Firm*—Seth Natter; Natter & Natter

(57) **CLAIM**

The ornamental design for a bib, as shown and described.

DESCRIPTION

FIG. 1 is a perspective view of a bib showing my new design in use;

FIG. 2 is a further perspective view thereof;

FIG. 3 is a front elevational view thereof; the opposite side being a mirror image thereof;



FIG. 4 is a right side elevational view thereof; the opposite side being a mirror image thereof;

FIG. 5 is a perspective view thereof with a top portion being folded over; and,

FIG. 6 is a front elevational view thereof with slits being shown partially opened.

The broken line showings form no part of the claimed design.

1 Claim, 5 Drawing Sheets






FIG. 1




FIG. 2

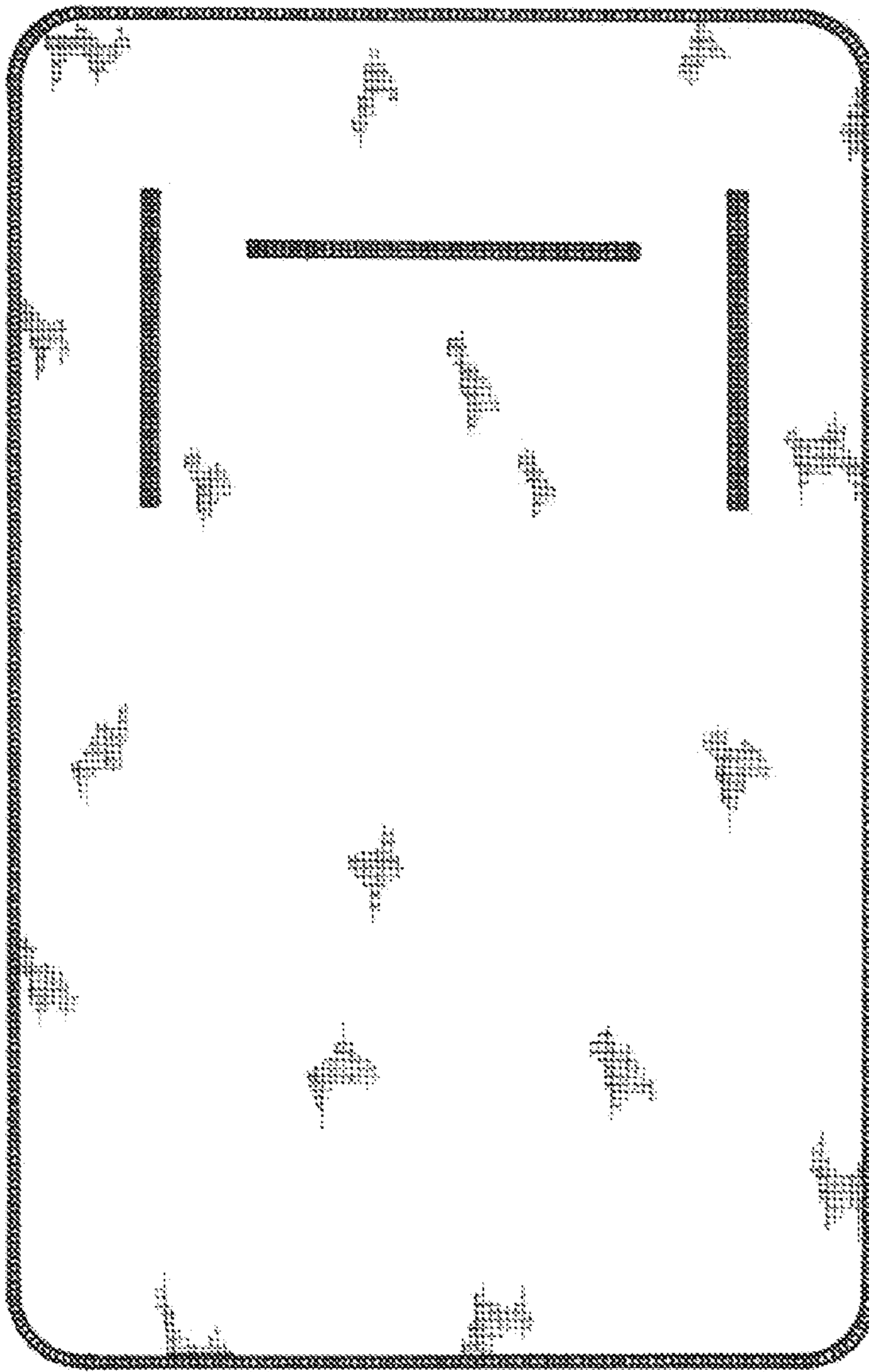


FIG.3



FIG.4

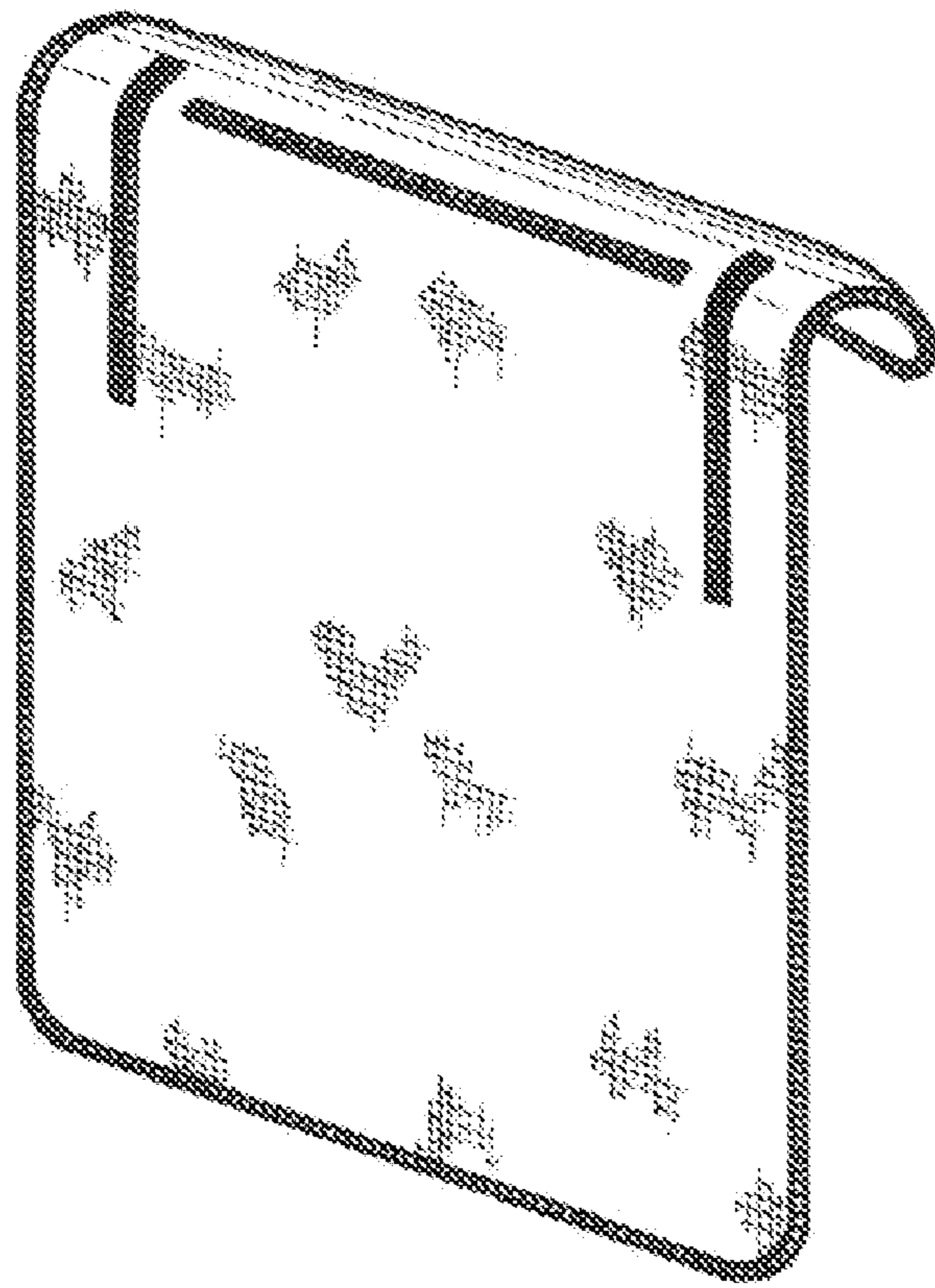


FIG. 5

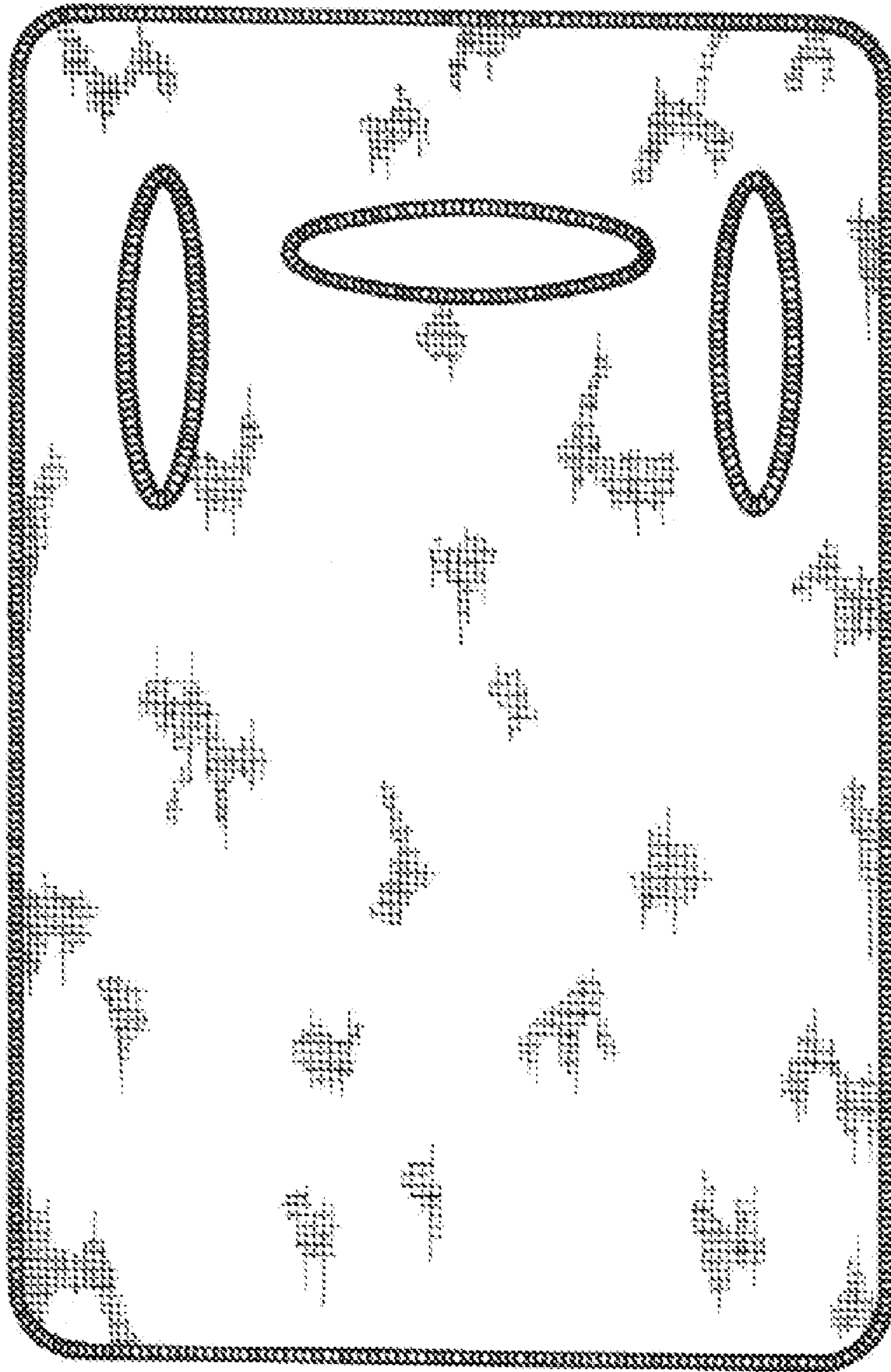


FIG. 6