



US00D606285S

(12) **United States Design Patent**
Schindler

(10) **Patent No.:** **US D606,285 S**
(45) **Date of Patent:** **** Dec. 22, 2009**

(54) **GARMENT**

(75) Inventor: **Heather Thomson Schindler**, New York, NY (US)

(73) Assignee: **Times Three Clothier LLC**, New York, NY (US)

(**) Term: **14 Years**

(21) Appl. No.: **29/302,500**

(22) Filed: **Jan. 17, 2008**

(51) **LOC (9) Cl.** **02-02**

(52) **U.S. Cl.** **D2/840**

(58) **Field of Classification Search** D2/700–703,
D2/731, 732, 828, 840, 718, 737, 847; 2/112,
2/113; 450/96, 94, 115, 116, 122–124, 127,
450/132, 154

See application file for complete search history.

(56) **References Cited**

U.S. PATENT DOCUMENTS

1,977,329	A *	10/1934	Tobin	2/113
2,052,935	A *	9/1936	Moran	450/10
D110,662	S *	7/1938	Rielly	D2/714
D129,894	S *	10/1941	Abeles	D2/703
D174,115	S *	3/1955	Dior	D2/703
2,963,022	A *	12/1960	Spetalnik	450/15
3,026,875	A *	3/1962	Kaupp	450/116
3,036,574	A *	5/1962	Jeffrey	450/30
D211,231	S *	6/1968	Sallysy	D2/702
3,454,013	A *	7/1969	Cahill	450/116
D234,649	S *	4/1975	Cascio	D2/703
D239,475	S *	4/1976	Cascio	D2/702
4,916,755	A	4/1990	Feigenbaum et al.		
5,915,531	A *	6/1999	Hilpert et al.	2/69
6,000,993	A *	12/1999	Erwin	450/7
D452,600	S *	1/2002	Kim	D2/702
D453,058	S *	1/2002	Kim	D2/703
D453,255	S *	2/2002	Kim	D2/702

6,430,748	B1 *	8/2002	Burkhart	2/78.1
D556,978	S *	12/2007	Thunstedt	D2/847
2007/0094765	A1 *	5/2007	Summers et al.	2/113
2008/0134409	A1	6/2008	Karasina		

FOREIGN PATENT DOCUMENTS

JP	2006-316359	11/2006
JP	2007-146337	6/2007
JP	2007-303002	11/2007

* cited by examiner

Primary Examiner—Ian Simmons

Assistant Examiner—Anna J Burmeister

(74) *Attorney, Agent, or Firm*—Irah H. Donner; Wilmer Cutler Pickering Hale and Dorr LLP

(57) **CLAIM**

The ornamental design for a garment, as shown and described.

DESCRIPTION

FIG. 1 is a front elevation view of Embodiment 1, of a garment;

FIG. 2 is a rear elevation view thereof;

FIG. 3 is a right elevation view thereof;

FIG. 4 is a left elevation view thereof;

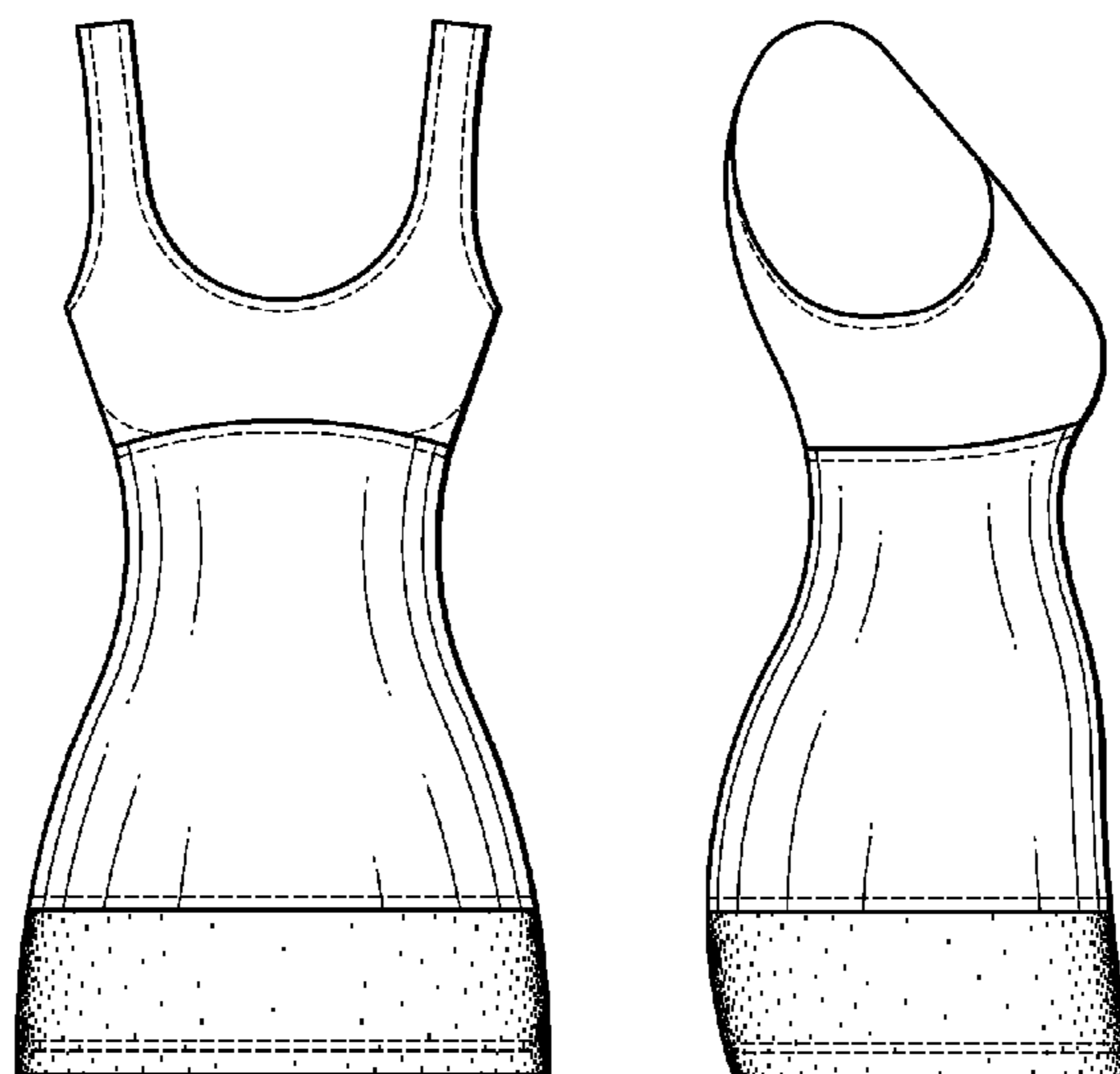
FIG. 5 is a right side elevation view of Embodiment 2, of a multi-fabric garment, where the front and rear elevation views are the same as FIGS. 1–2; and,

FIG. 6 is a left elevation view of Embodiment 2, of a multi-fabric garment.

The center section and lower section of the claimed design is shaded to illustrate contrasting materials.

The broken lines depicting the stitching shown in the drawings are for environmental structure only and form no part of the claimed design.

1 Claim, 6 Drawing Sheets



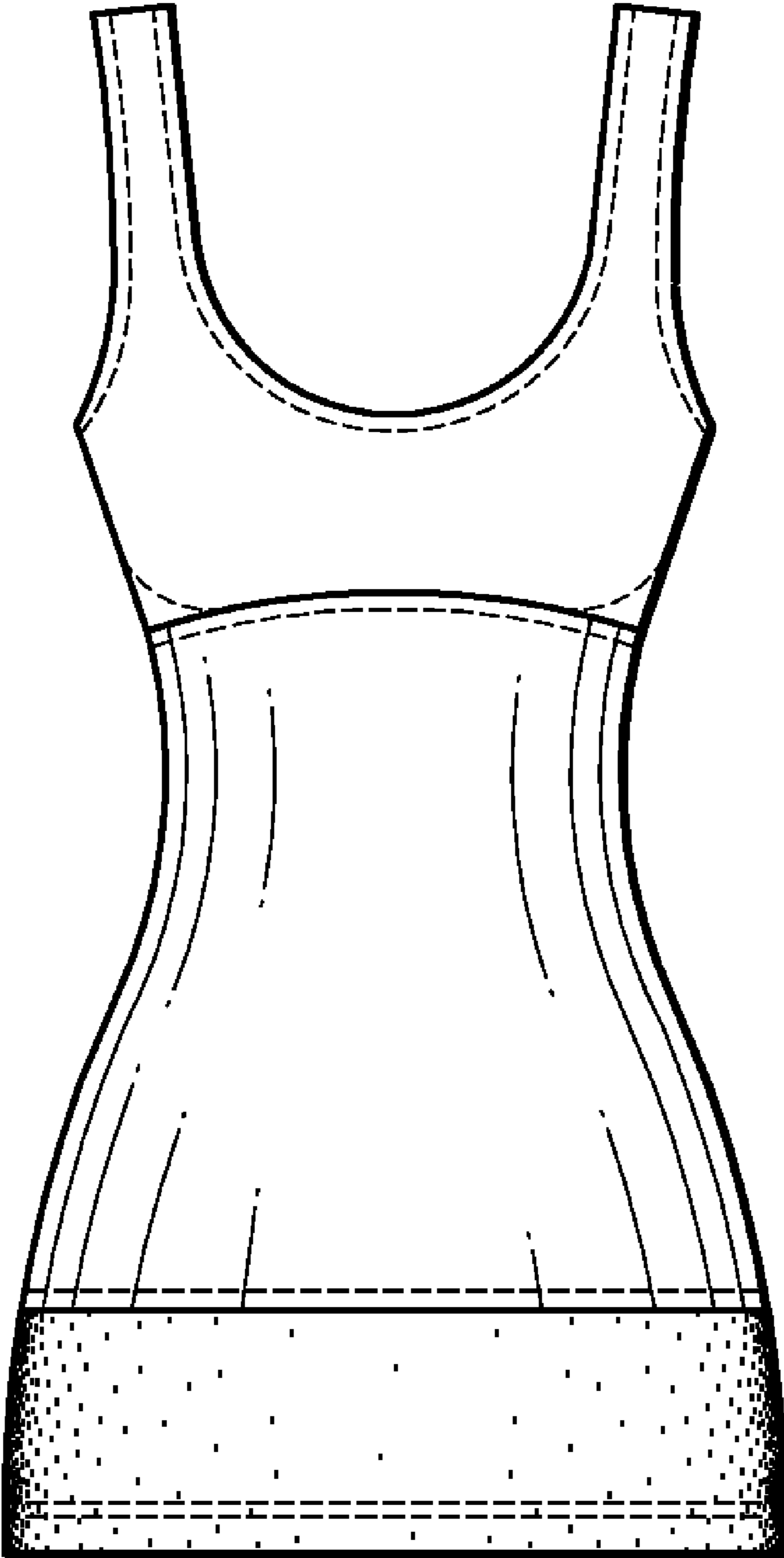


FIG. 1

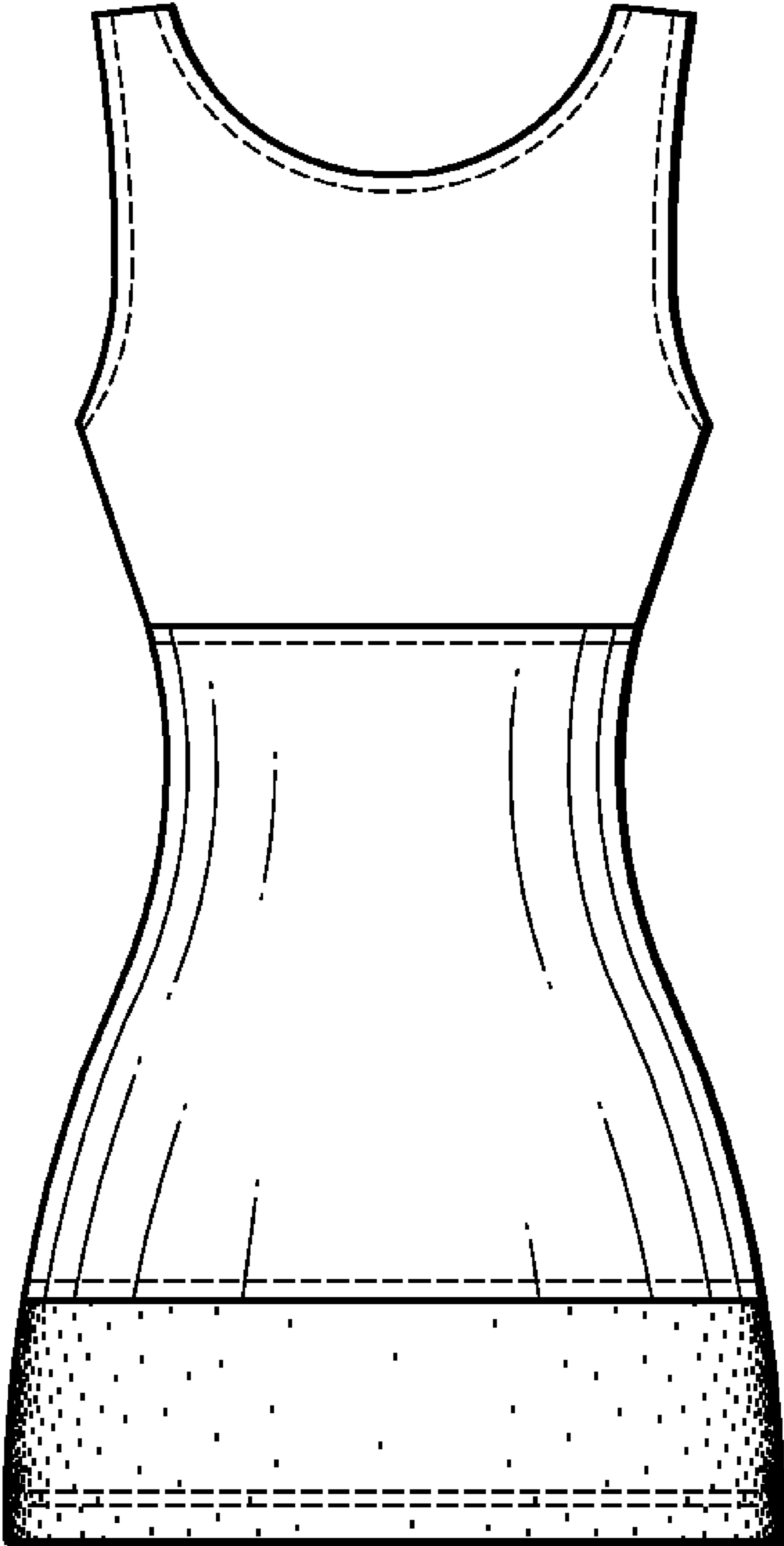


FIG. 2

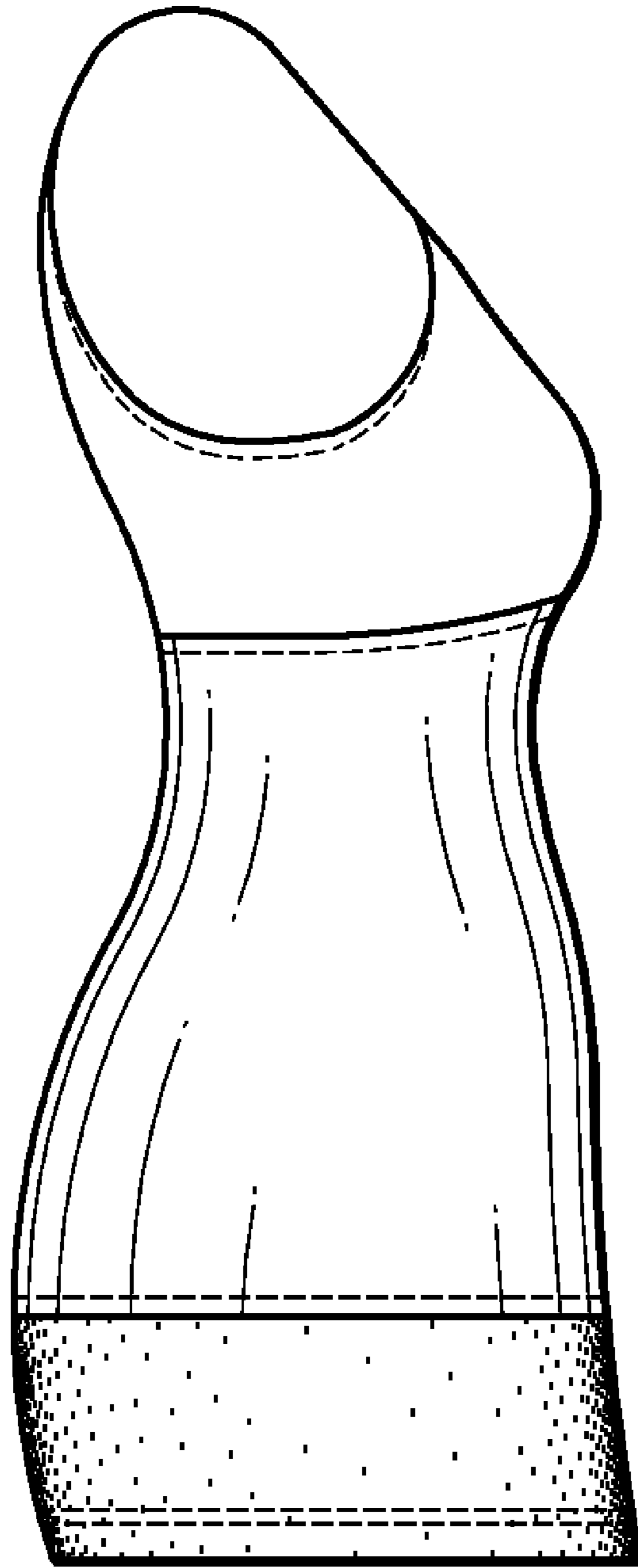


FIG. 3

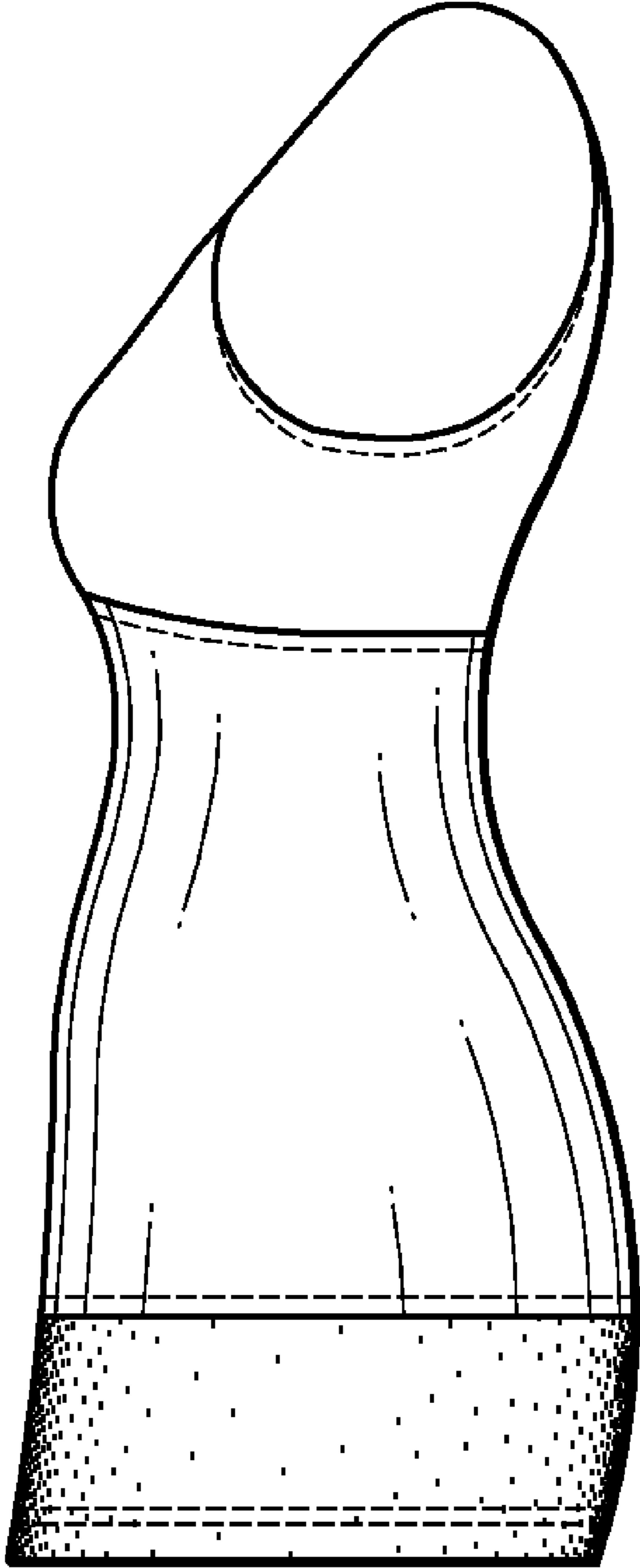


FIG. 4

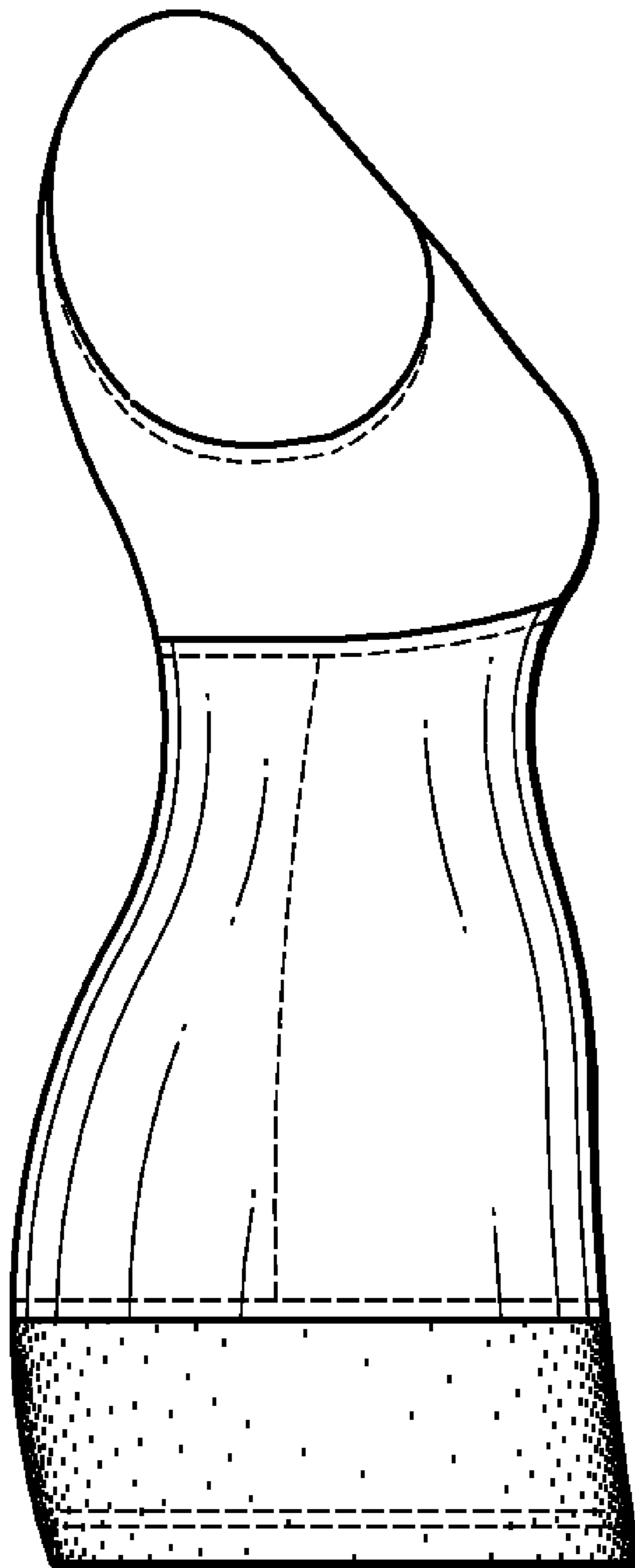


FIG. 5

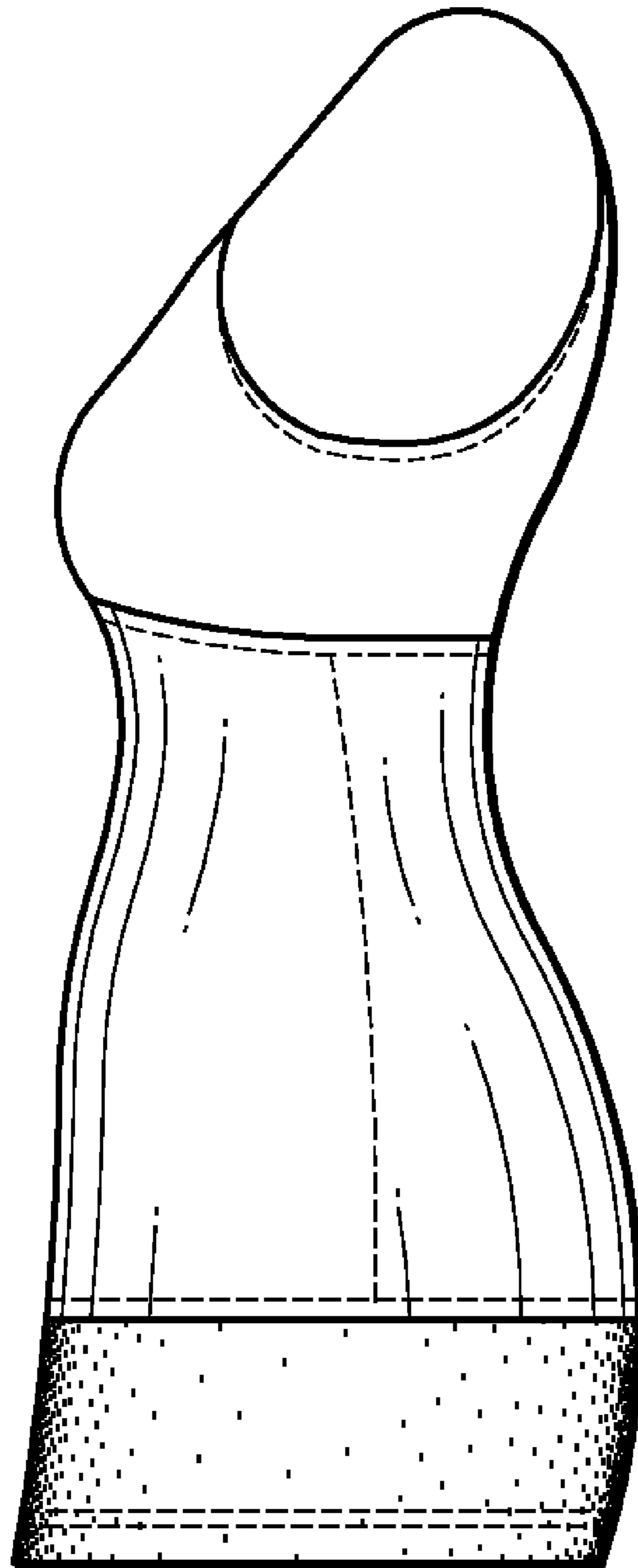


FIG. 6