



US00D606276S

(12) **United States Design Patent**
Acunzo et al.

(10) **Patent No.:** **US D606,276 S**
(45) **Date of Patent:** **** Dec. 22, 2009**

(54) **ICE CREAM STICK**

(75) Inventors: **Vincenzo Acunzo**, Caivano Napoli (IT);
Fabrizio Vivarelli, Rome (IT)

(73) Assignee: **Conopco, Inc.**, Englewood Cliffs, NJ
(US)

(**) Term: **14 Years**

(21) Appl. No.: **29/313,238**

(22) Filed: **Dec. 18, 2008**

(30) **Foreign Application Priority Data**

Jun. 19, 2008 (GB) 4008058

(51) **LOC (9) Cl.** **01-01**

(52) **U.S. Cl.** **D1/105**

(58) **Field of Classification Search** D1/101,
D1/102, 105, 199; D7/602; D4/131-135,
D4/138; D32/51; 426/90, 91, 100, 101,
426/104, 132, 134, 138, 139, 421, 515; D8/107;
D28/88; D11/33, 63, 67, 70, 84, 108, 115;
D21/803

See application file for complete search history.

(56) **References Cited**

U.S. PATENT DOCUMENTS

D46,142 S * 7/1914 Thurber D4/135
1,209,998 A * 12/1916 Pinckert 40/27.5
D114,752 S * 5/1939 De Laurentis D1/105
3,868,052 A * 2/1975 Rockefeller 225/106
D309,528 S * 7/1990 Valenti D4/104
D386,316 S * 11/1997 Fischer et al. D4/138

5,816,876 A * 10/1998 Hamilton 441/74
5,823,387 A * 10/1998 Manadanas et al. 222/1
D426,046 S * 6/2000 Traas D1/105
D441,509 S * 5/2001 Lion et al. D32/35
D465,985 S * 11/2002 Watson et al. D8/91
D481,283 S * 10/2003 Watson et al. D8/90
D503,206 S * 3/2005 Debold D21/769
D515,684 S * 2/2006 Latone D23/366
D522,905 S * 6/2006 Lee D11/81
D533,026 S * 12/2006 Dotterman et al. D7/393
D536,529 S * 2/2007 Antler D4/111
D546,074 S * 7/2007 Grossman D6/303
D556,406 S * 11/2007 Murphy, Jr. D32/40

* cited by examiner

Primary Examiner—Cathron C Brooks

Assistant Examiner—Barbara Fox

(74) *Attorney, Agent, or Firm*—Gerard J. McGowan, Jr.

(57) **CLAIM**

The ornamental design for an ice cream stick, as shown and described.

DESCRIPTION

FIG. 1 is a front perspective view from above and one side of an ice cream stick of the present design;

FIG. 2 is a front view thereof;

FIG. 3 is a rear view thereof;

FIG. 4 is a side view thereof;

FIG. 5 is a side view opposite that of FIG. 4;

FIG. 6 is a top plan view thereof; and,

FIG. 7 is a bottom plan view thereof.

1 Claim, 2 Drawing Sheets






Fig. 1.

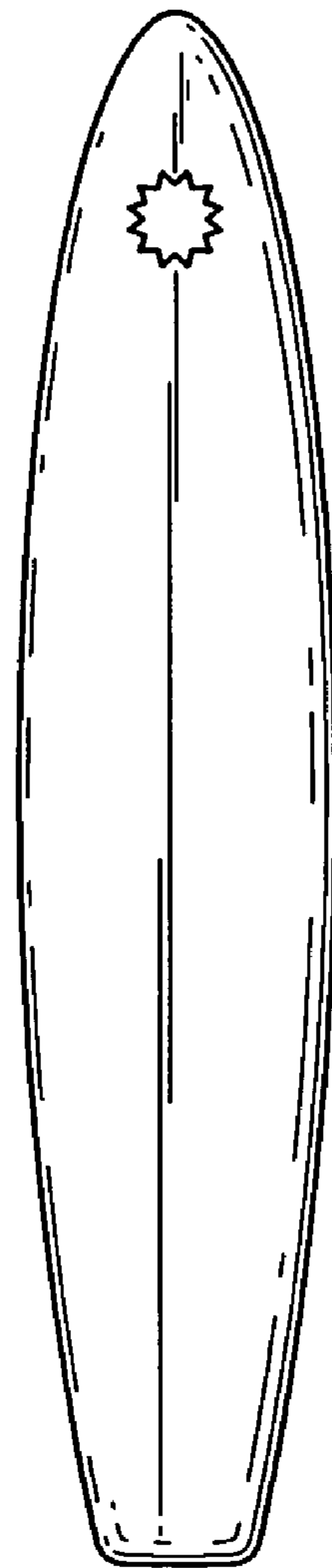


Fig. 2.

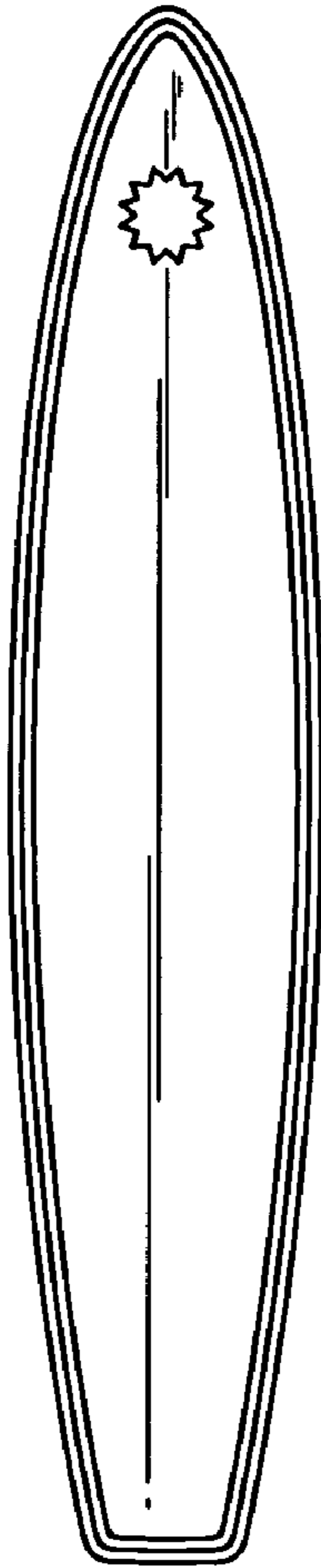


Fig.3.



Fig.4.



Fig.5.



Fig.6.



Fig.7.