



US00D606241S

(12) **United States Design Patent**  
**Sabernig**

(10) **Patent No.:** **US D606,241 S**

(45) **Date of Patent:** **\*\* Dec. 15, 2009**

(54) **LIGHT FIXTURE**

(75) Inventor: **Robert Sabernig**, Munster (AT)

(73) Assignee: **EGLO Leuchten GmbH**, Innsbruck (AT)

(\*\*) Term: **14 Years**

(21) Appl. No.: **29/325,939**

(22) Filed: **Oct. 8, 2008**

(51) **LOC (9) Cl.** ..... **26-99**

(52) **U.S. Cl.** ..... **D26/119**

(58) **Field of Classification Search** ..... 119/233,  
119/266, 267, 269, 256, 257; D26/85, 76,  
D26/118, 86, 128, 74, 138, 60, 72, 75, 113,  
D26/120, 129, 140, 141, 142, 152, 153, 154,  
D26/155, 143, 144, 81; D11/131, 141; D8/381;  
D10/118; D13/180; D34/1; D5/1, 2, 41;  
D6/310; 362/148, 364, 365, 606, 612, 576,  
362/581, 121, 125, 147, 217, 257, 317, 330,  
362/351, 356, 363, 396, 404, 405, 101, 366

See application file for complete search history.

(56) **References Cited**

U.S. PATENT DOCUMENTS

1,538,152	A *	5/1925	York	.....	362/355
3,109,252	A *	11/1963	Schellenberg	.....	40/554
3,112,891	A *	12/1963	Cutler	.....	362/216
D204,013	S *	3/1966	Hall	.....	D26/128
3,281,590	A *	10/1966	Truax et al.	.....	362/322
3,764,801	A *	10/1973	Mainieks	.....	362/352
4,268,896	A *	5/1981	Mann	.....	362/311.01
5,791,774	A *	8/1998	Briles	.....	362/392

7,347,593	B1 *	3/2008	Swanson	.....	362/357
2003/0223238	A1 *	12/2003	Hsu et al.	.....	362/255
2008/0130297	A1 *	6/2008	Hui	.....	362/352

OTHER PUBLICATIONS

George Baby Lamp Shade Made to Match Uptown Bedding, [http://www.etsy.com/view\\_listing.php?ref=cat2\\_galley\\_21&listing\\_id=17481456](http://www.etsy.com/view_listing.php?ref=cat2_galley_21&listing_id=17481456), Sep. 29, 2008.\*

\* cited by examiner

*Primary Examiner*—Cathron C Brooks

*Assistant Examiner*—Kevin K Rudzinski

(74) *Attorney, Agent, or Firm*—Baker & McKenzie LLP

(57) **CLAIM**

The ornamental design for a light fixture, as shown and described.

**DESCRIPTION**

FIG. 1 is a bottom perspective view of a light fixture in accordance with my design;

FIG. 2 is a top plan view of the light fixture in accordance with my design;

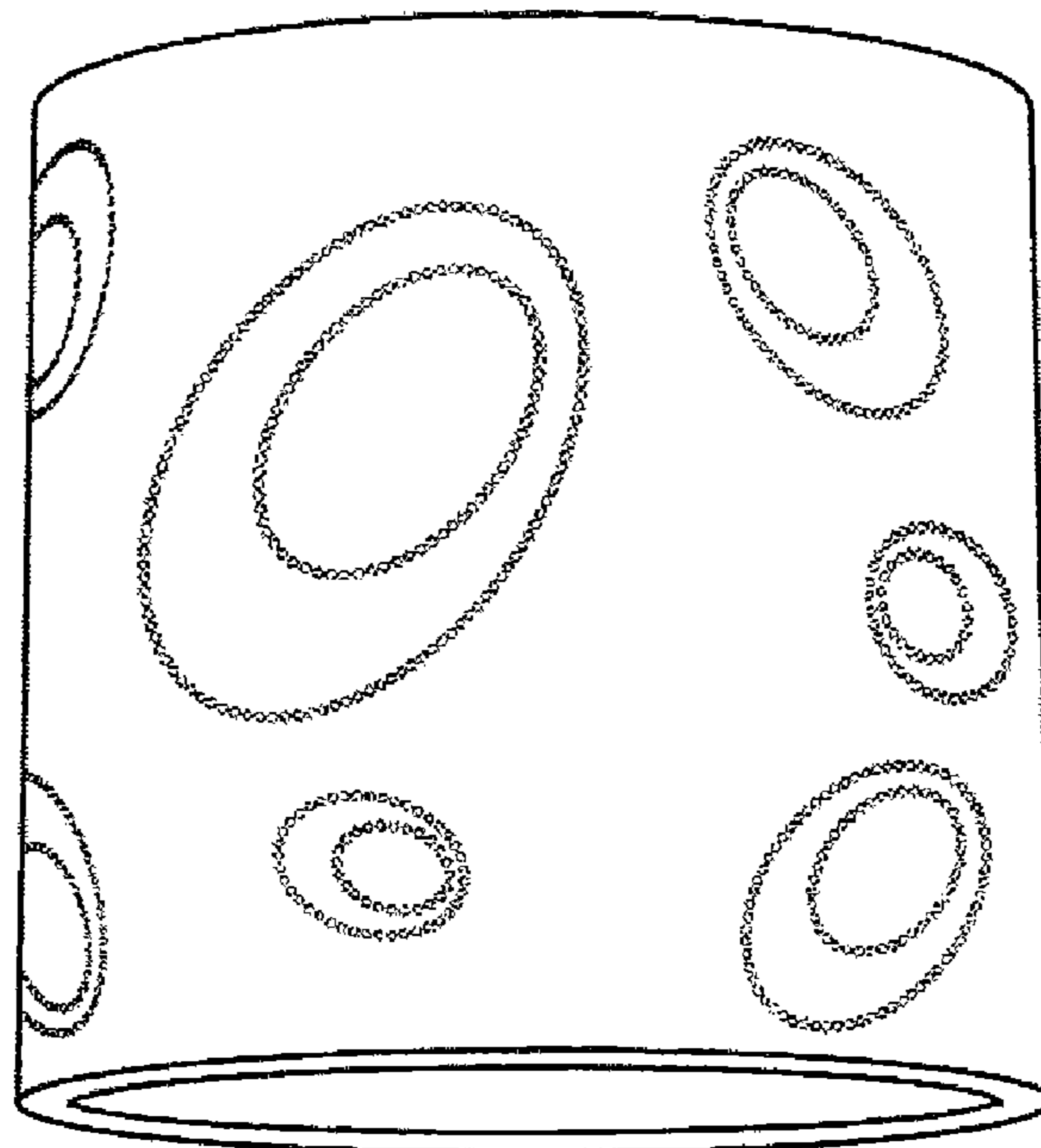
FIG. 3 is a bottom plan view of the light fixture in accordance with my design; and,

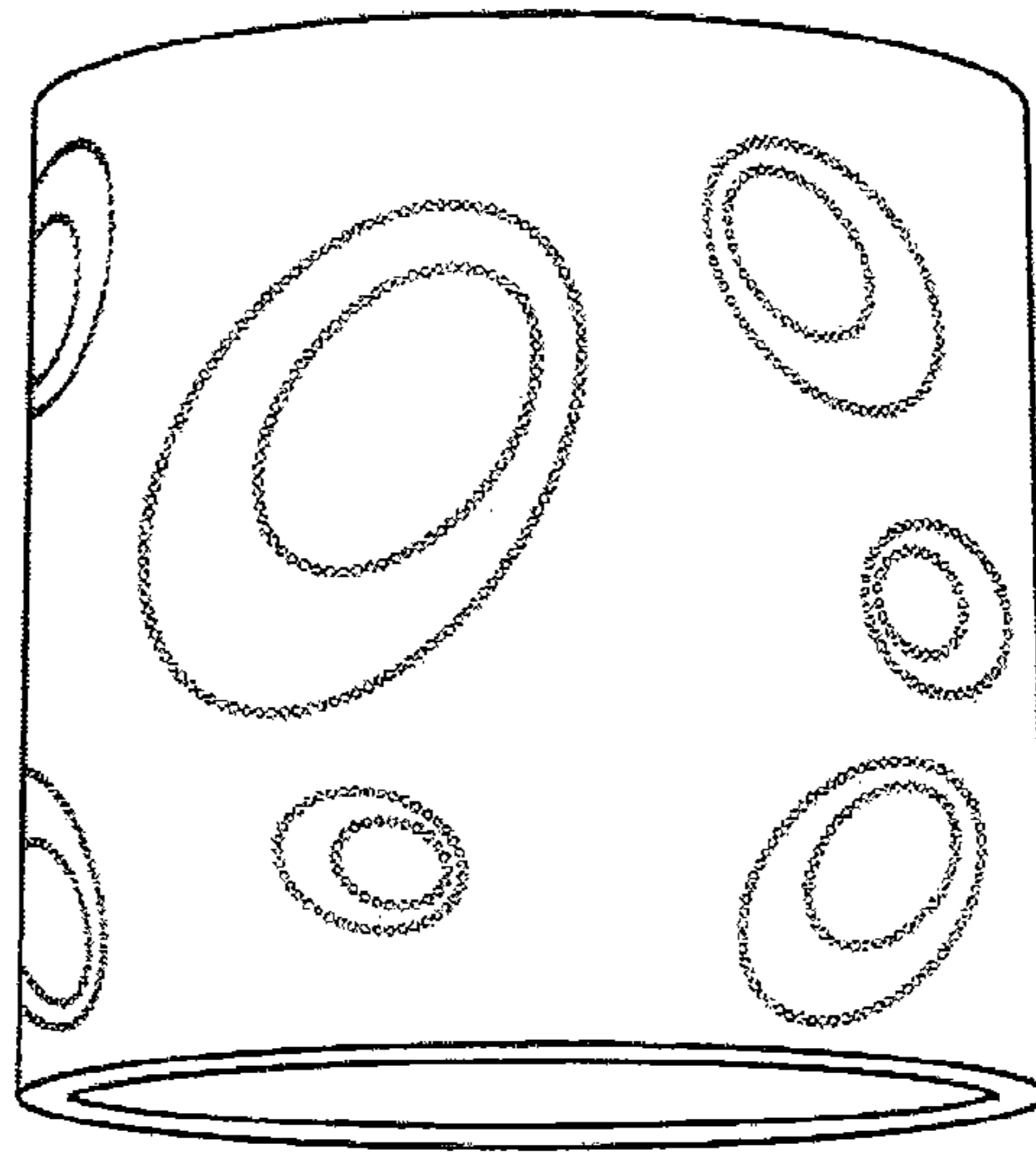
FIG. 4 is a side elevation view of the light fixture in accordance with my design.

The broken lines showing environmental structure are for illustrative purposes only and form no part of the claimed design.

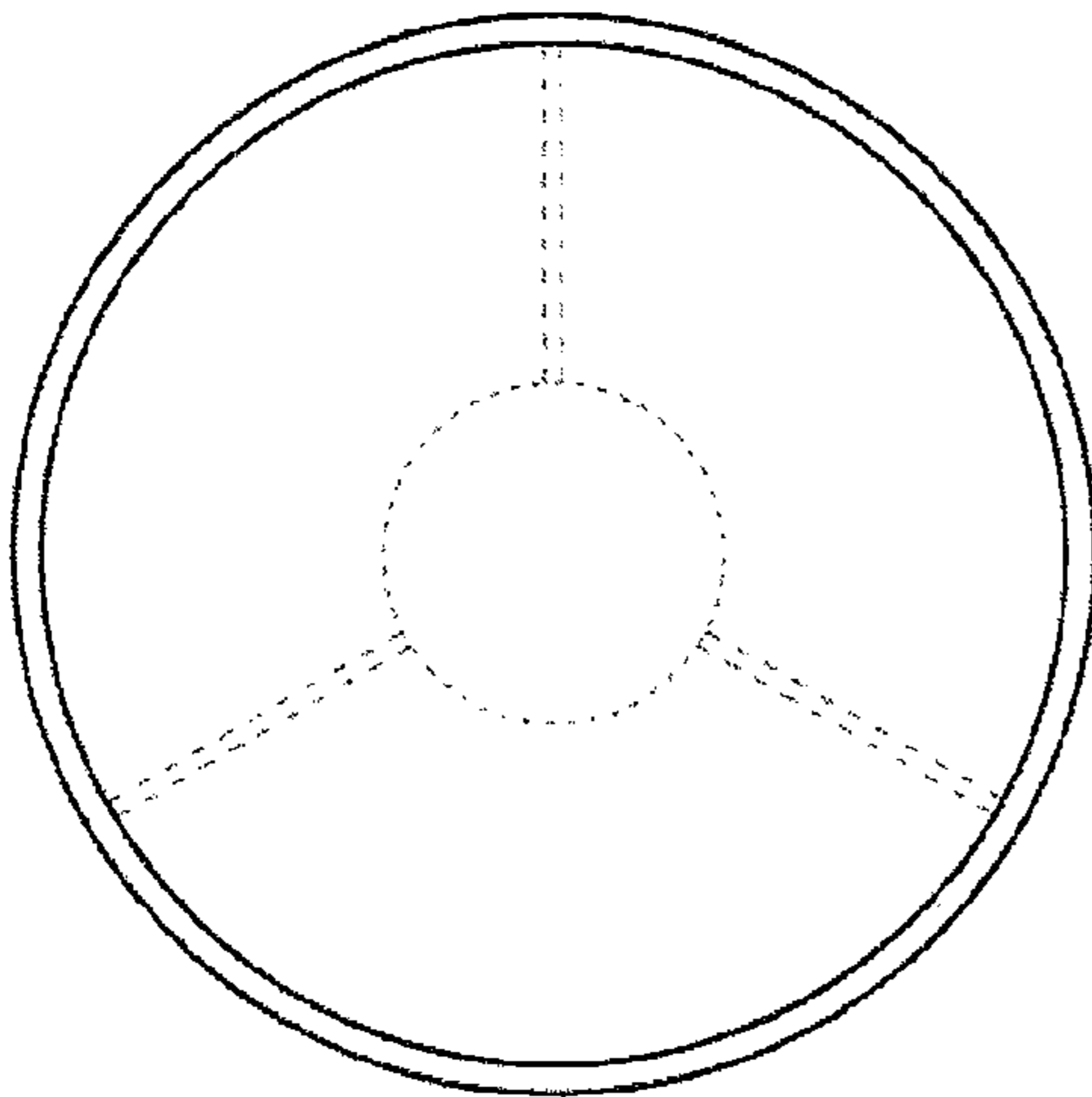
The ovals shown on the surface of the article are a 2-dimensional pattern.

**1 Claim, 1 Drawing Sheet**

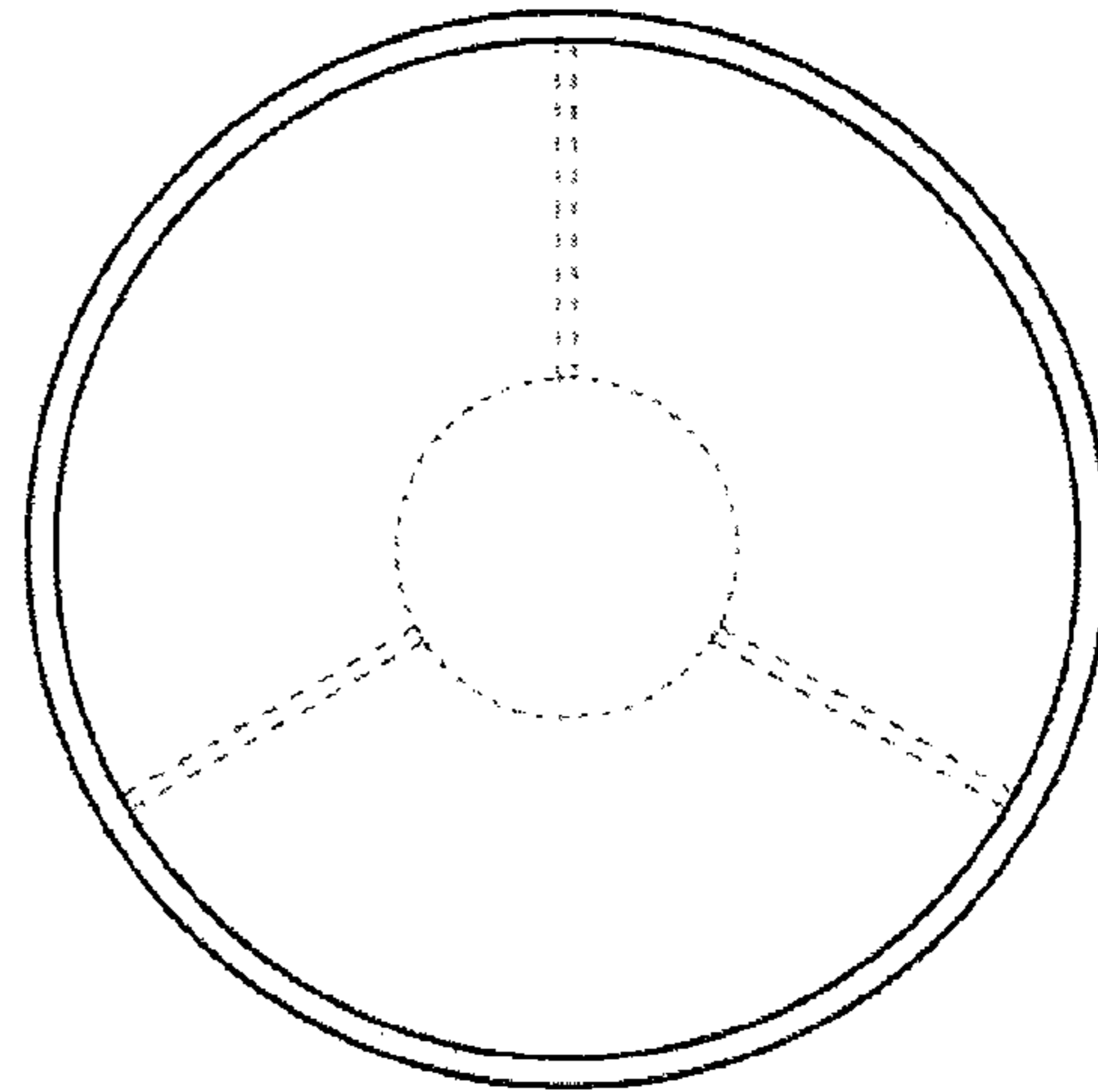




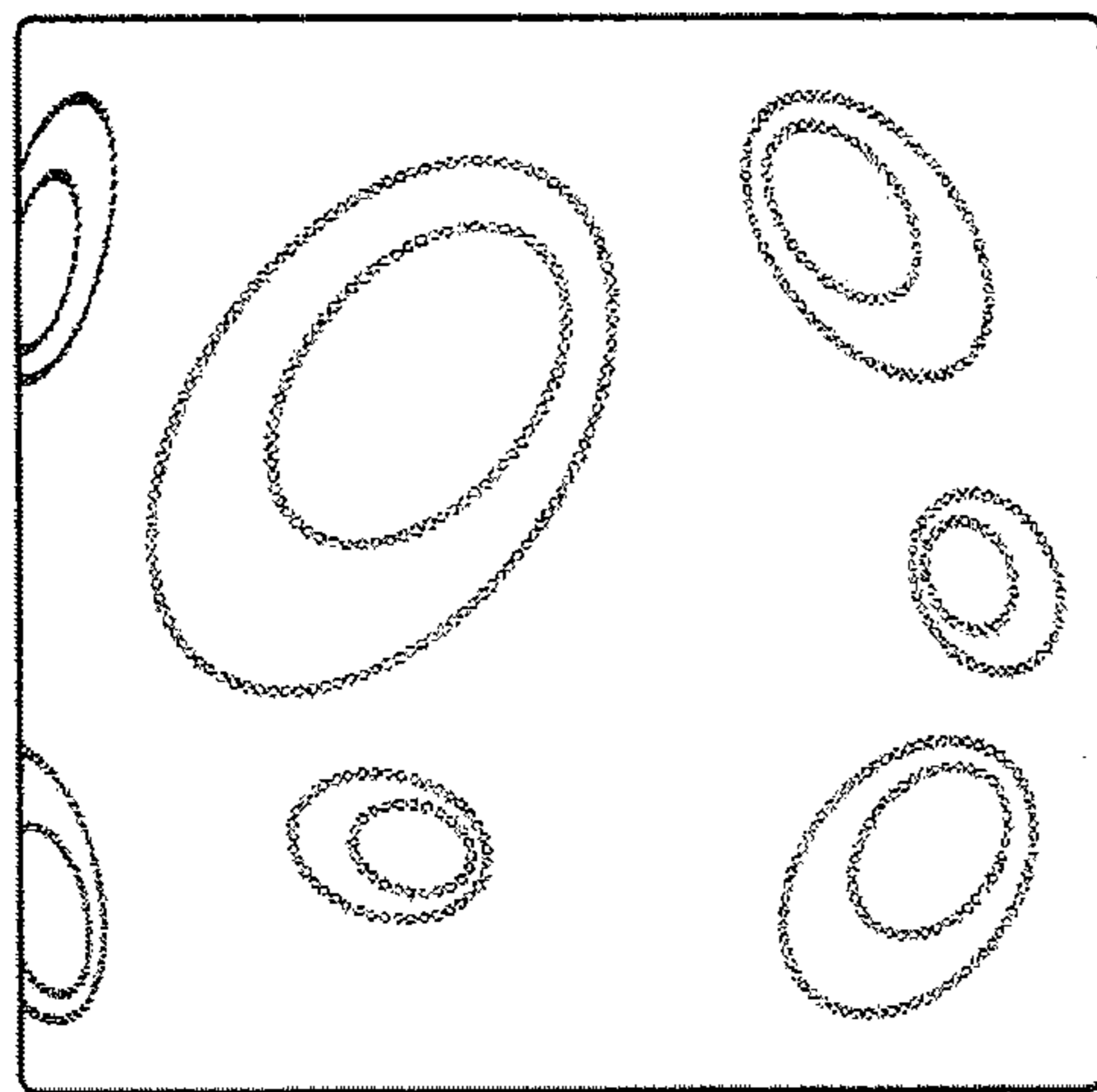
*Fig.1*



*Fig.2*



*Fig.3*



*Fig.4*