



US00D606232S

(12) **United States Design Patent**  
**Sabernig**

(10) **Patent No.:** **US D606,232 S**

(45) **Date of Patent:** **\*\* Dec. 15, 2009**

(54) **LIGHT FIXTURE**

(75) Inventor: **Robert Sabernig**, Munster (AT)

(73) Assignee: **EGLO Leuchten GmbH**, Innsbruck (AU)

(\*\*) Term: **14 Years**

(21) Appl. No.: **29/331,890**

(22) Filed: **Feb. 4, 2009**

**Related U.S. Application Data**

(63) Continuation-in-part of application No. 29/303,073, filed on Jan. 31, 2008, now abandoned.

(51) **LOC (9) Cl.** ..... **26-03**

(52) **U.S. Cl.** ..... **D26/85**

(58) **Field of Classification Search** ..... D26/72,  
D26/74, 85-92; 362/362, 364, 257, 432,  
362/147, 431

See application file for complete search history.

(56) **References Cited**

**U.S. PATENT DOCUMENTS**

D90,938 S	10/1933	Beck
D97,997 S	12/1935	Glatthar et al.
D162,345 S	3/1951	Roney
3,227,868 A	1/1966	Morgan
D214,938 S	8/1969	Pettengill
D262,660 S	1/1982	Fairbanks et al.
D319,319 S	8/1991	Von Kluck
D324,924 S	3/1992	Bengochea
D337,847 S	7/1993	Meck et al.
D368,547 S	4/1996	Chen
D369,430 S	4/1996	Huang
D370,071 S	5/1996	Sonneman
D385,647 S	10/1997	Swanson
D403,458 S	12/1998	Walz
D410,297 S	5/1999	Huang
D433,176 S	10/2000	Barry
D459,525 S	6/2002	Barry
D487,529 S	3/2004	Kowitz

D509,019 S	8/2005	Castro et al.
D512,175 S	11/2005	Santachiara
D525,739 S	7/2006	Wu
D558,384 S	12/2007	Bickler et al.
D565,232 S	3/2008	Butler
D565,233 S *	3/2008	Ladewig et al. .... D26/85
D571,034 S *	6/2008	Goetz-Schaefer .... D26/85
D596,336 S *	7/2009	Sabernig .... D26/88
2005/0270770 A1	12/2005	Warrender et al.

**OTHER PUBLICATIONS**

Framburg; Skyline Sconce; Model No. 1901; printed from www.lightinguniverse.com on Apr. 19, 2008.

Lamps Plus; George Kovacs Park Collection Floor Lamp; Model No. 95141; printed from www.lampsplus.com on Mar. 11, 2008.

Sonneman; Oggetto Table Lamp; Model No. 7016; printed from Modern Lighting Universe Catalog on Feb. 19, 2009.

Sonneman; Puri Pendant; Black Brass with Bronze Organza Shade; Model No. SM-6020-51; printed from www.lightingbygregory.com on Mar. 20, 2008.

\* cited by examiner

*Primary Examiner*—Clare E Heflin

(74) *Attorney, Agent, or Firm*—Baker & McKenzie LLP

(57) **CLAIM**

The ornamental design for a light fixture, as shown and described.

**DESCRIPTION**

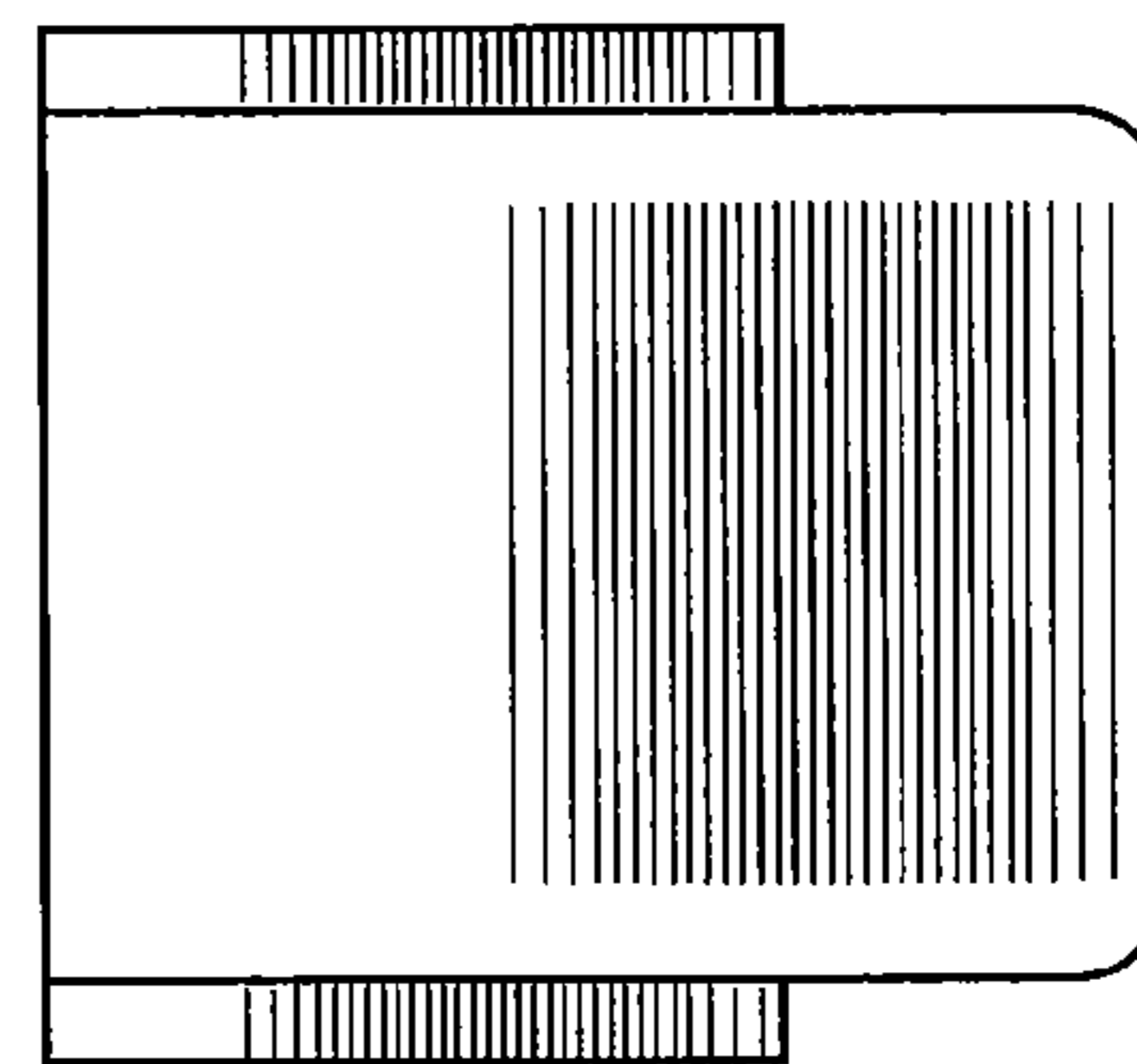
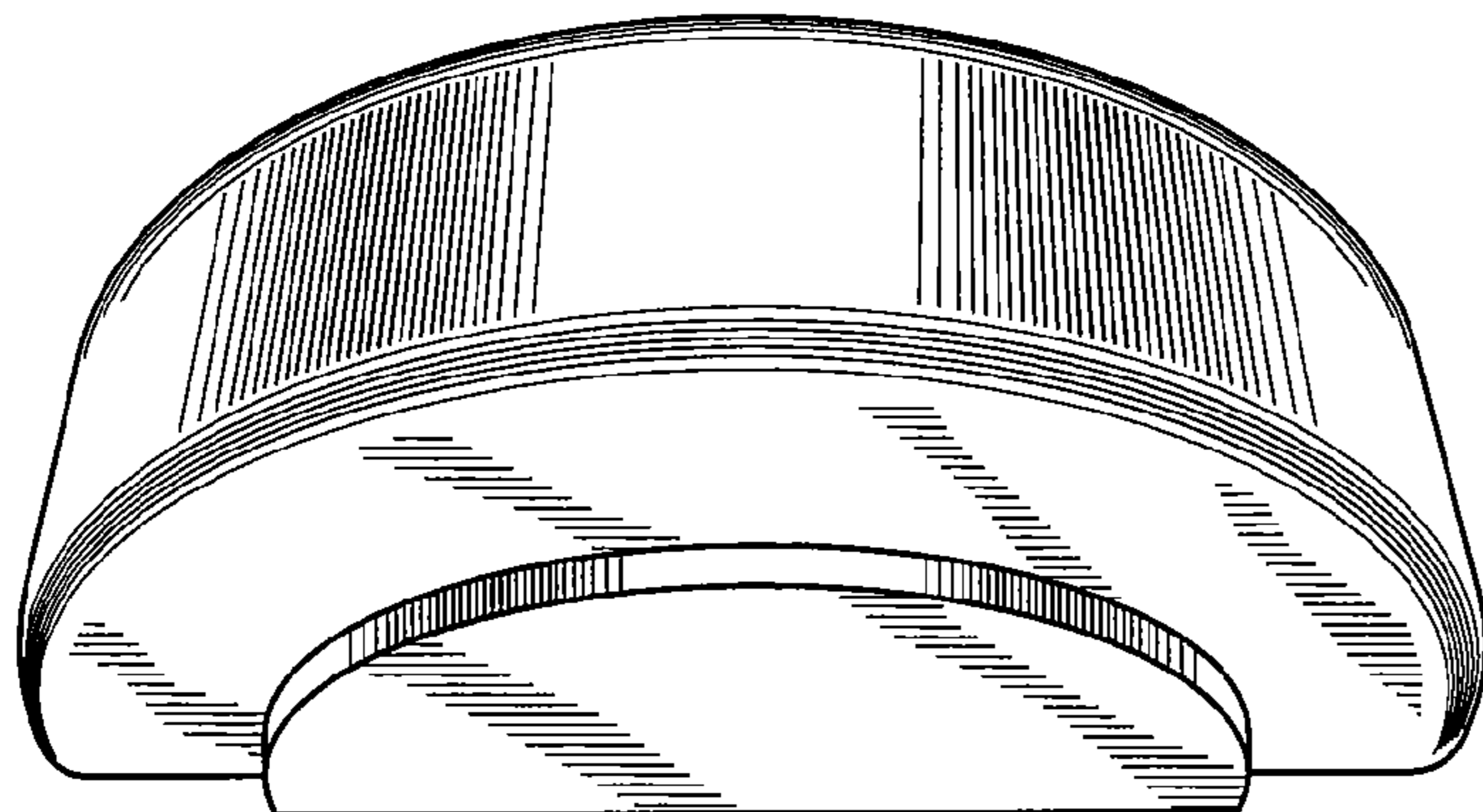
FIG. 1 is a perspective view of a light fixture in accordance with my design;

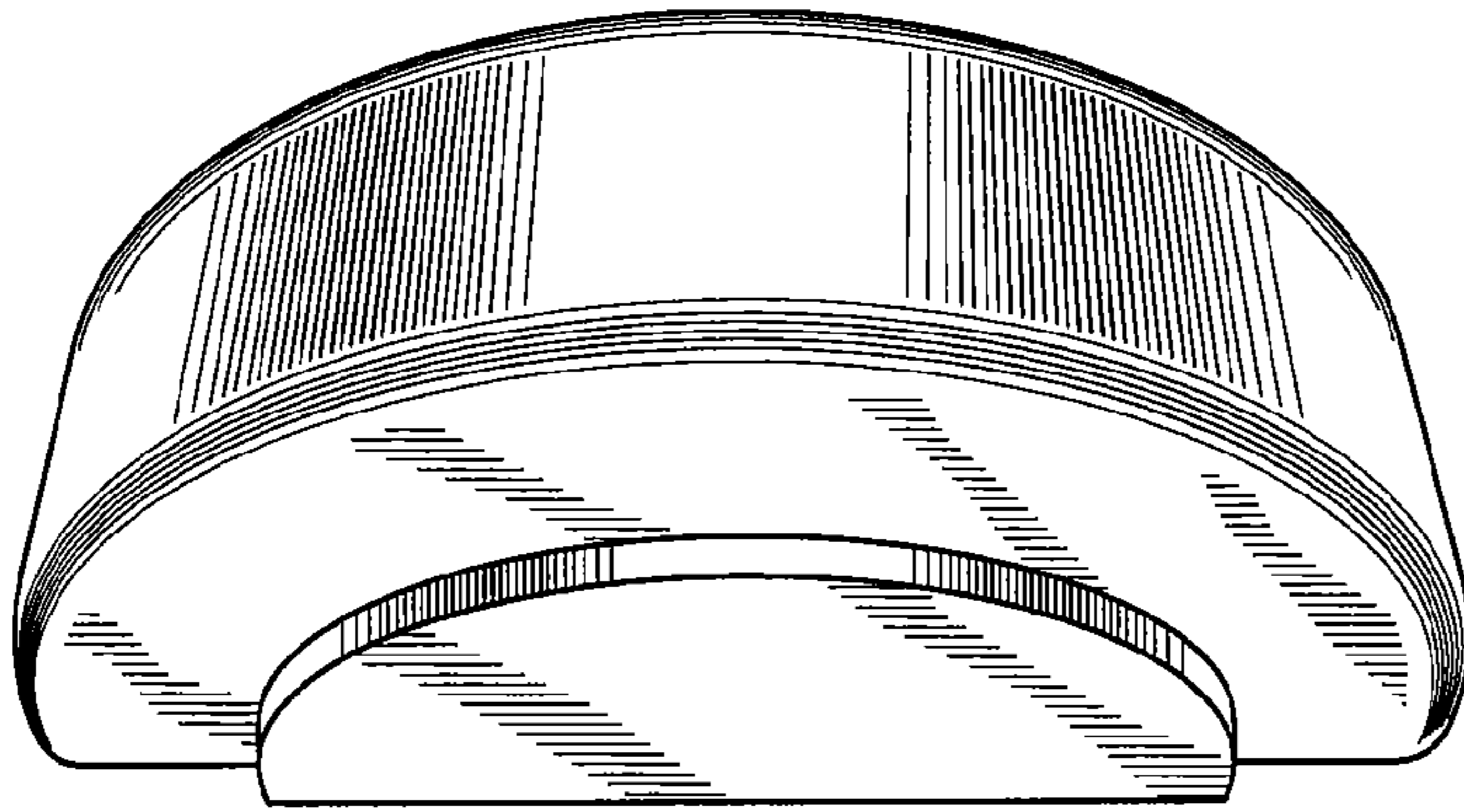
FIG. 2 is a top plan view of the light fixture in accordance with my design, the opposite view being a mirror image of that shown;

FIG. 3 is a side elevation view of the light fixture in accordance with my design, the opposite view being a mirror image of that shown; and,

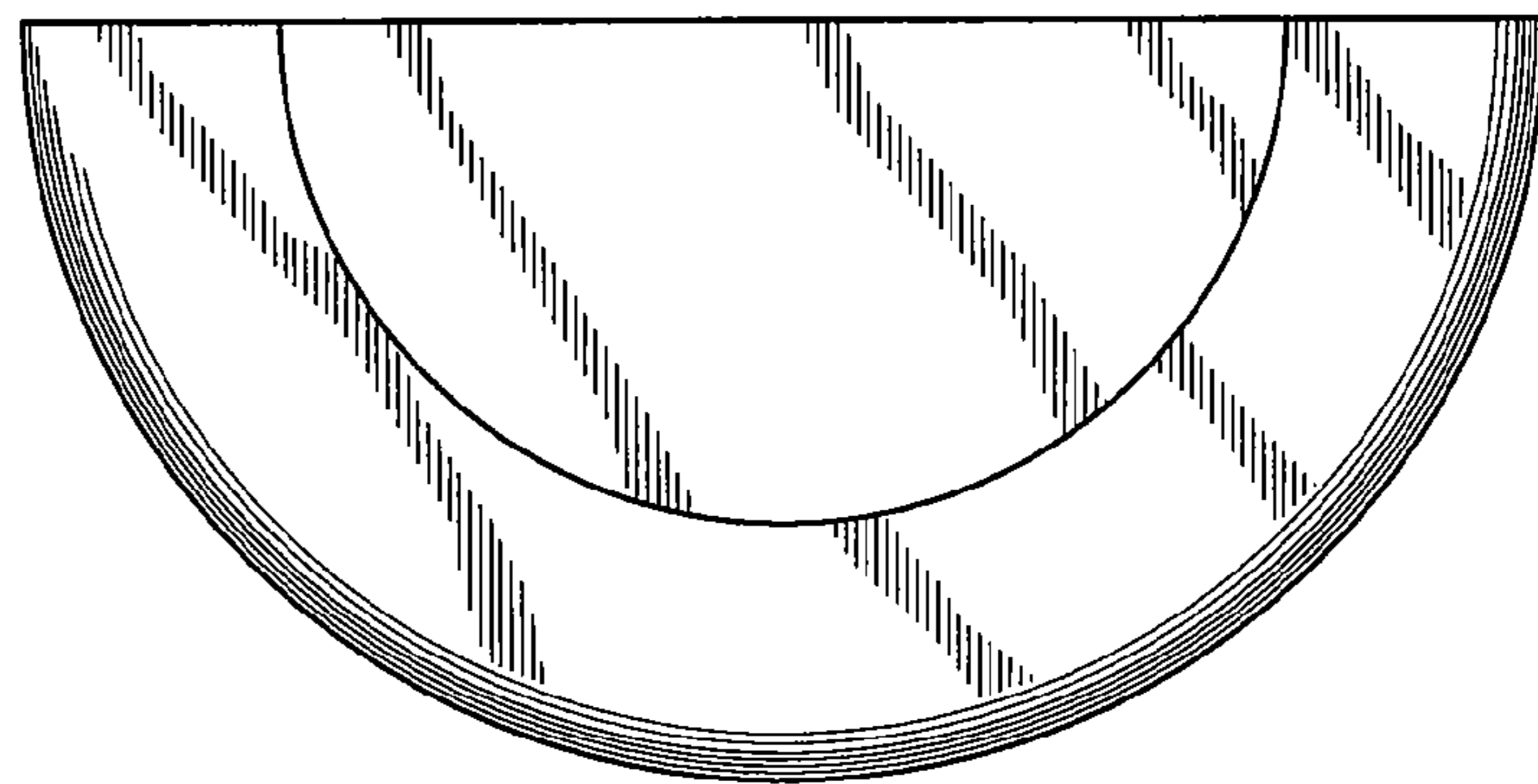
FIG. 4 is a front plan view of the light fixture in accordance with my design.

**1 Claim, 1 Drawing Sheet**






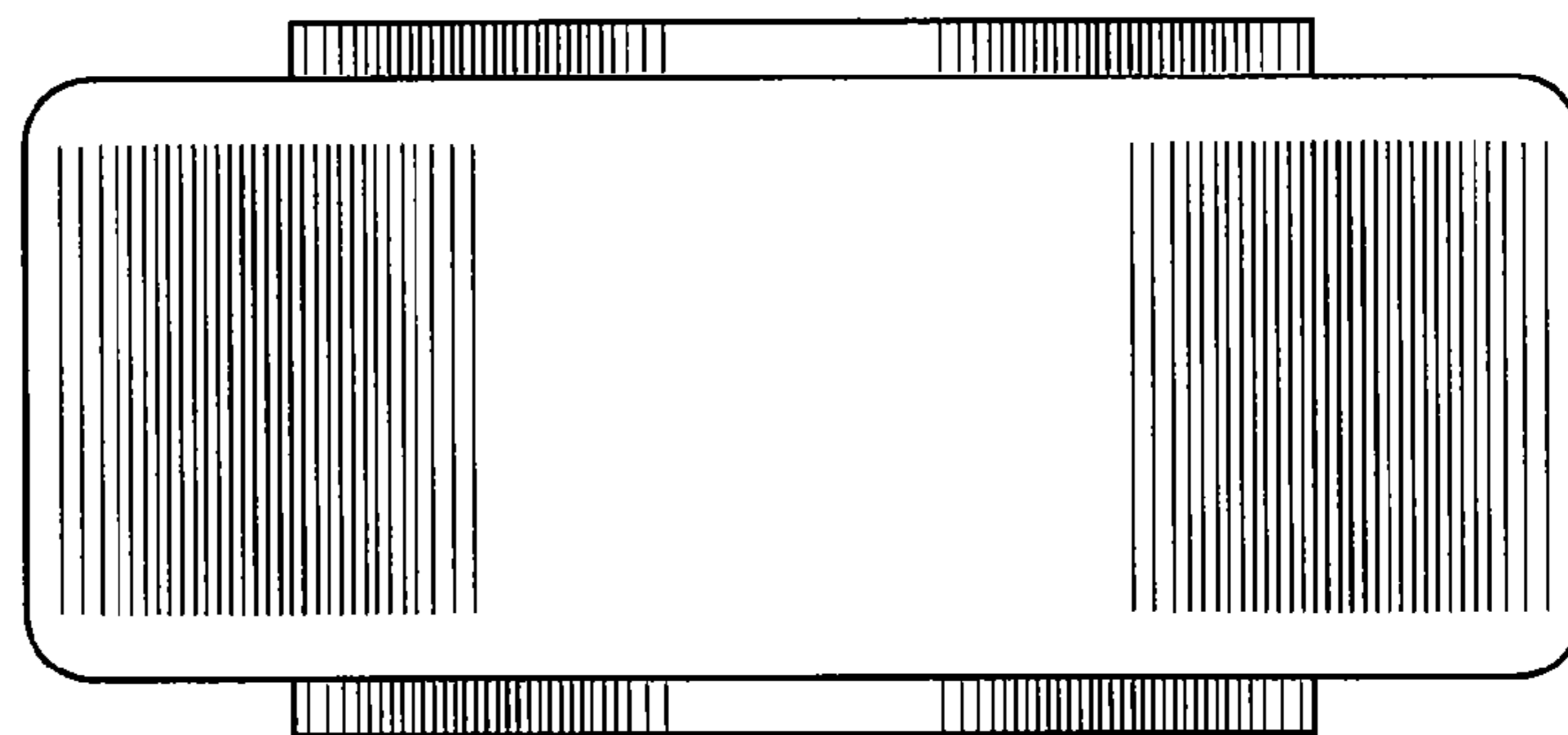
*Fig.1*



*Fig.2*



*Fig.3*



*Fig.4*