



US00D606210S

(12) **United States Design Patent**
Thomassen

(10) **Patent No.:** **US D606,210 S**
(45) **Date of Patent:** **** Dec. 15, 2009**

- (54) **PAVER**
- (75) Inventor: **Marcel Thomassen, L'Épiphanie (CA)**
- (73) Assignee: **Transpave Inc., St-Eustache (CA)**
- (**) Term: **14 Years**
- (21) Appl. No.: **29/301,424**
- (22) Filed: **Feb. 28, 2008**
- (51) **LOC (9) Cl.** **25-01**
- (52) **U.S. Cl.** **D25/113**
- (58) **Field of Classification Search** D25/102,
D25/112-118, 136, 138, 152-162, 164; D21/484-491,
D21/499-502; 405/16, 17, 33, 35, 284, 286;
52/503-505, 574, 575, 596-605, 609-612;
404/29-31
See application file for complete search history.

CA 2616200 A1 4/2008
 WO WO 95/33889 A2 12/1995
 WO WO 2006/045192 A1 5/2006

OTHER PUBLICATIONS

Westone, "Random Panels", <http://www.westones.com/html/random/random2.htm>, May 11, 2008, 6 pages.
 Hanover, "Halifax Flagstone", http://www.hanoverpavers.com/residential/html/halifax_irr.html, 3 pages.

* cited by examiner

Primary Examiner—T. Chase Nelson
Assistant Examiner—Anhdao Doan
 (74) *Attorney, Agent, or Firm*—Wolf, Greenfield & Sacks, P.C.

(57) **CLAIM**

I claim the ornamental design for a paver, as shown and described.

(56) **References Cited**

U.S. PATENT DOCUMENTS

3,947,192 A	3/1976	Rosenberger	
D397,802 S *	9/1998	Terry	D25/113
D404,147 S *	1/1999	Woolford	D25/113
5,884,445 A *	3/1999	Woolford	52/604
D439,677 S *	3/2001	Mattox	D25/113
D488,566 S *	4/2004	Fleishman	D25/112
D522,667 S *	6/2006	Castonguay et al.	D25/113
D537,501 S	2/2007	Riccobene	
D537,959 S *	3/2007	Castonguay et al.	D25/113
D543,642 S	5/2007	Castonguay et al.	
D578,658 S *	10/2008	Keys	D25/113
D578,659 S *	10/2008	Keys	D25/113
D578,660 S *	10/2008	Keys	D25/113

FOREIGN PATENT DOCUMENTS

CA	2229625 A1	2/1997
CA	90963	11/2000
CA	2569998	5/2006

DESCRIPTION

FIG. 1 is a perspective view of a paver in accordance with the present design;

FIG. 2 is a top view of the paver of FIG. 1;

FIG. 3 is a left side view of the paver of FIG. 1;

FIG. 4 is a front view of the paver of FIG. 1;

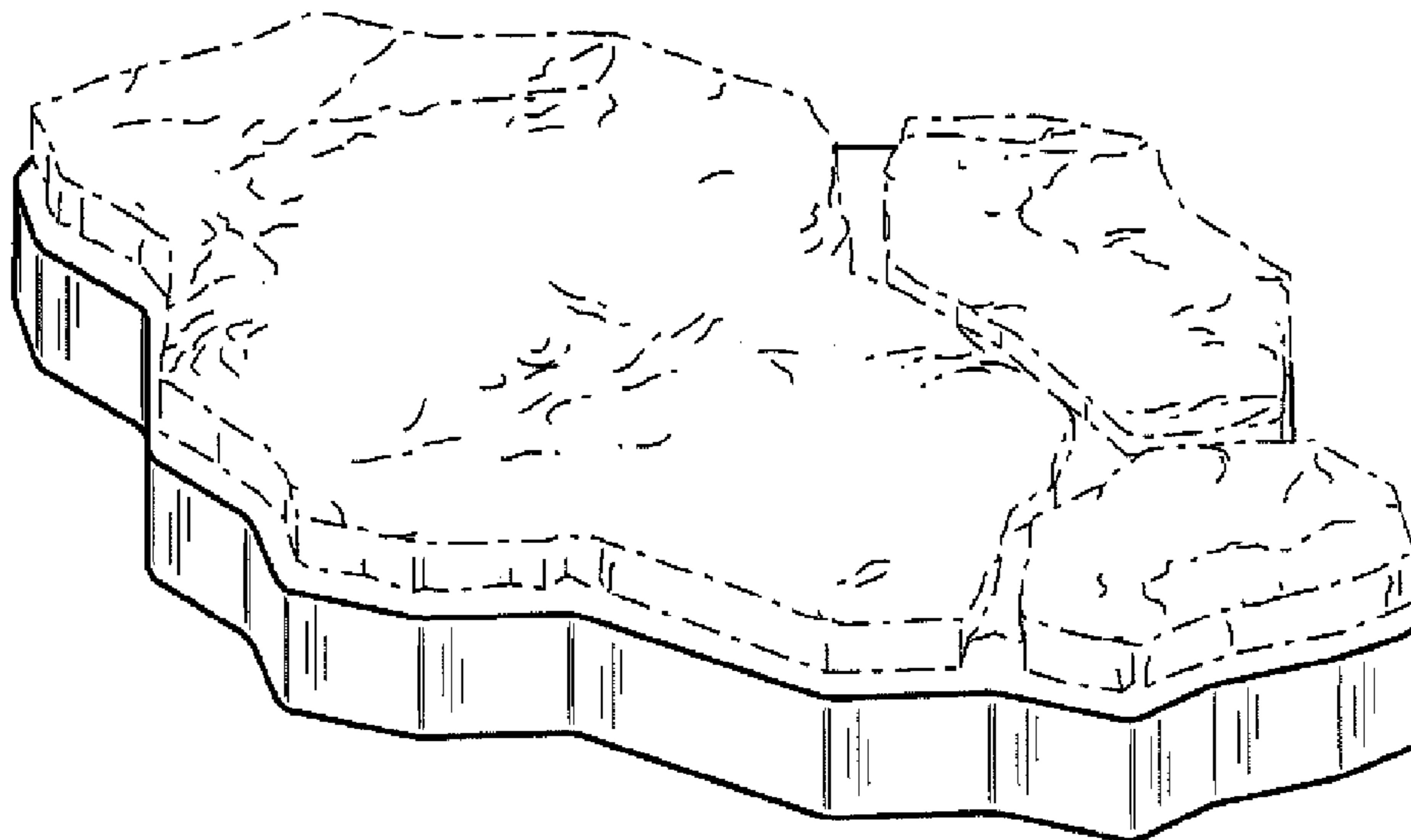
FIG. 5 is a right side view of the paver of FIG. 1;

FIG. 6 is a rear view of the paver of FIG. 1; and,

FIG. 7 is a top view of the paver of FIG. 1 with its environment shown in broken lines.

The broken line showing of the top faces of the paver in all drawing views represents unclaimed portions of the design. The broken line showing of the like pavers in FIG. 7 view represents environmental subject matter. None of the broken lines from a part of the claimed design.

1 Claim, 4 Drawing Sheets



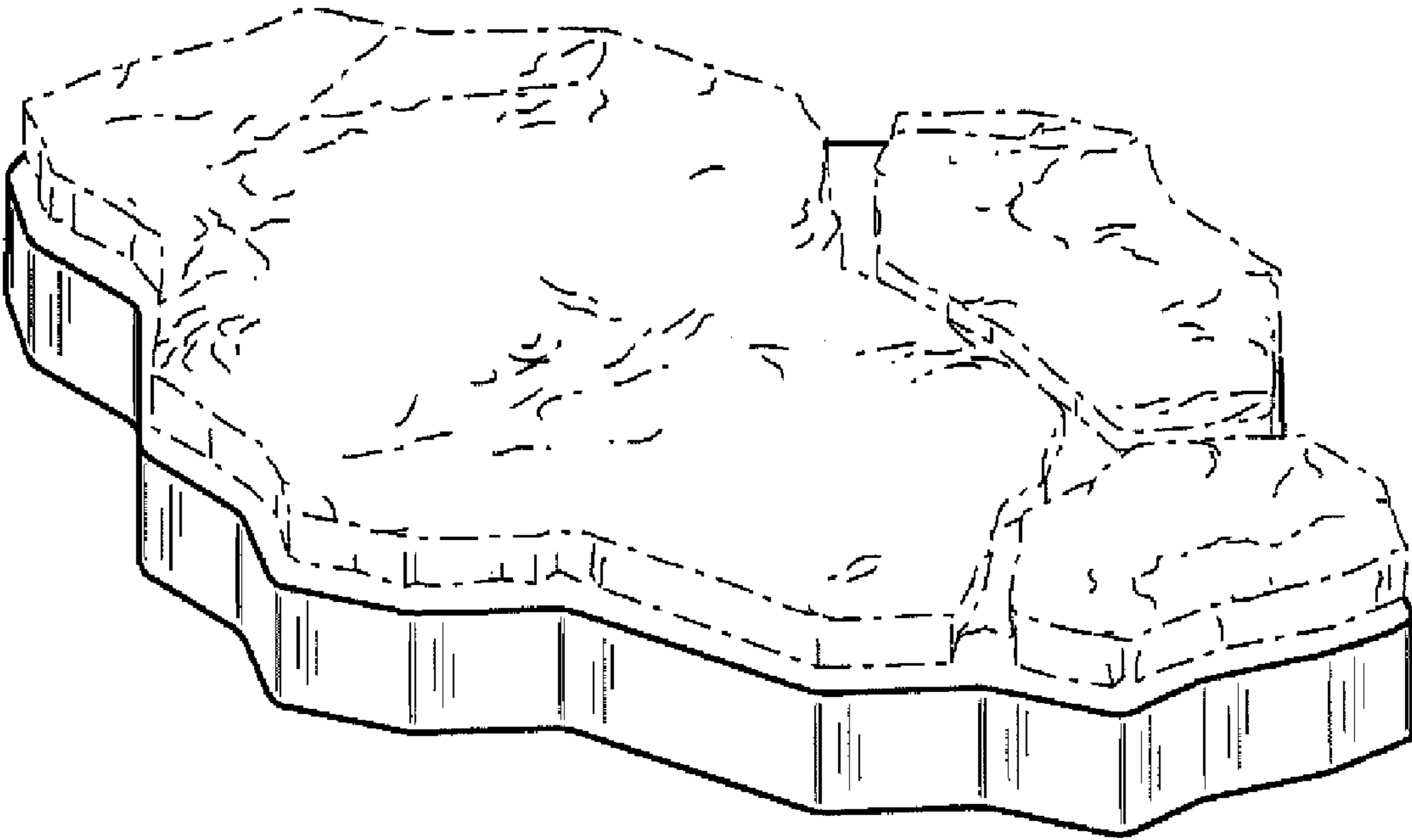


FIG. 1

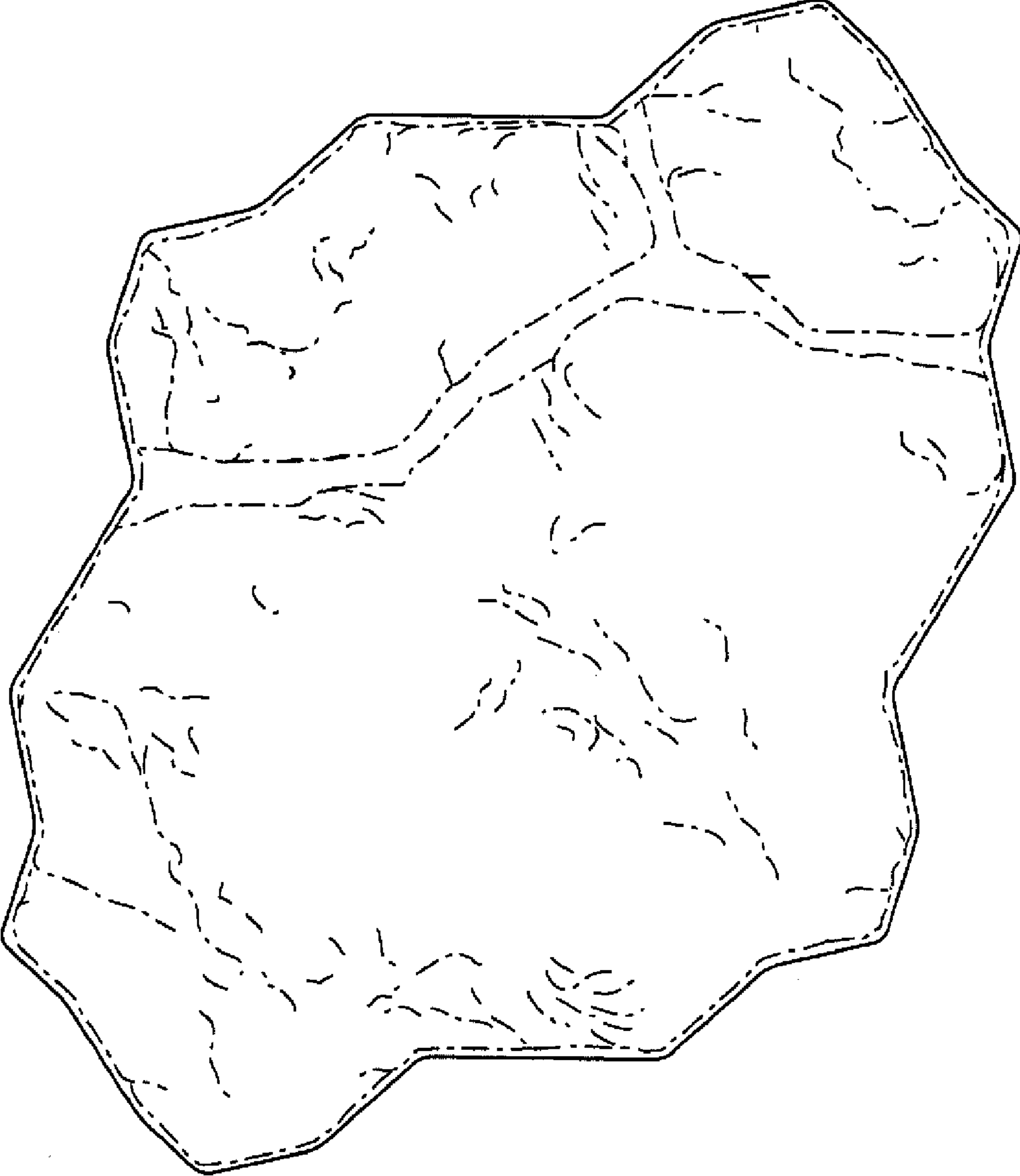


FIG. 2




FIG. 3




FIG. 4

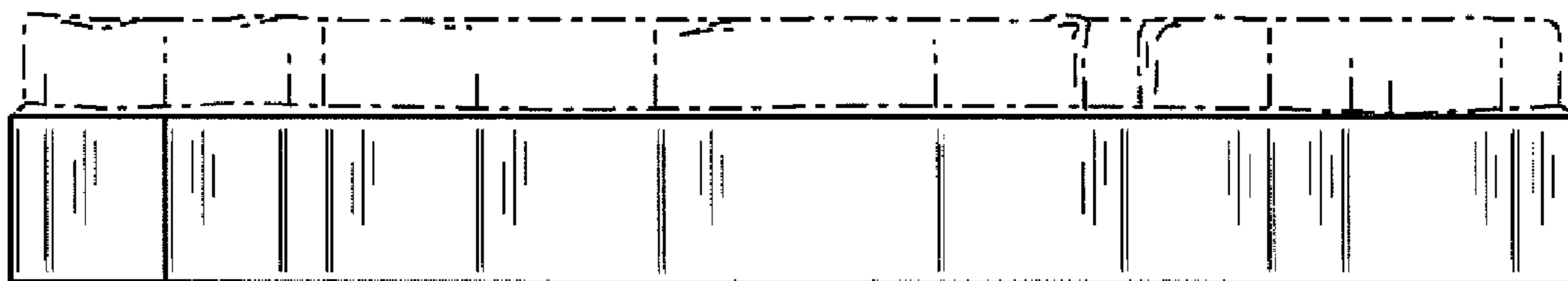


FIG. 5

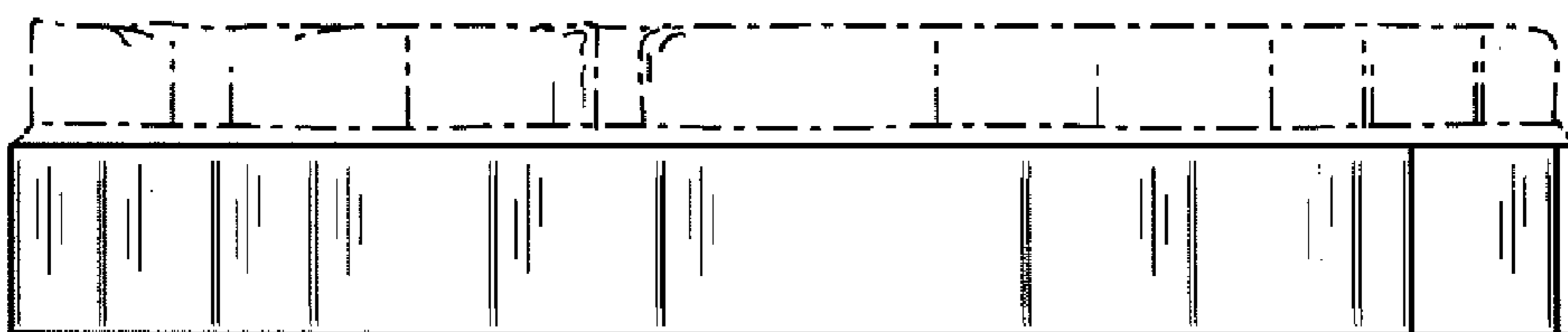


FIG. 6

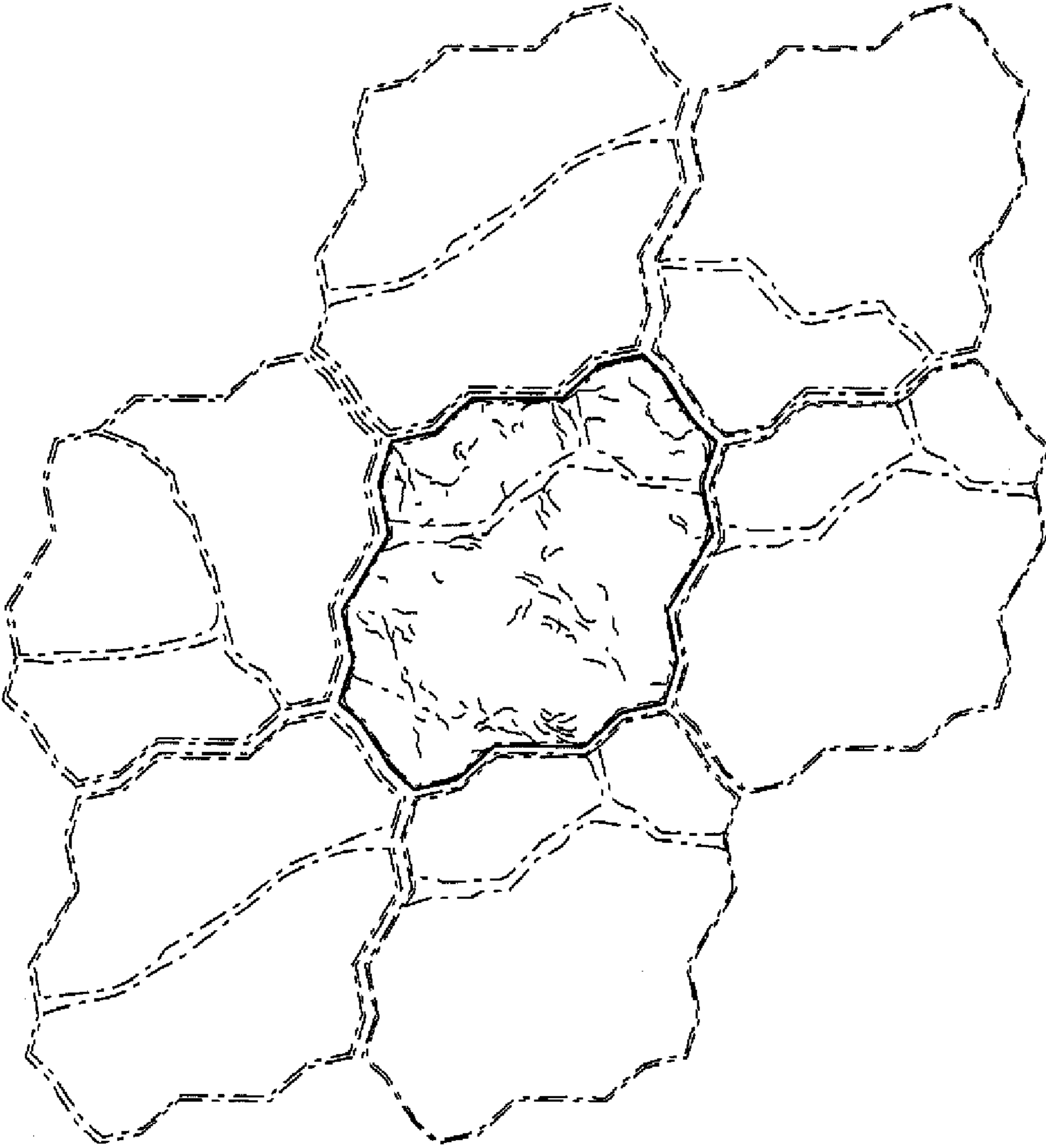


FIG. 7