



US00D606183S

(12) **United States Design Patent**  
**Rosenbohm**

(10) **Patent No.:** **US D606,183 S**

(45) **Date of Patent:** **\*\* Dec. 15, 2009**

(54) **AIR VENT FOR AN AUTOMOBILE**

D493,396 S \* 7/2004 Pfeiffer et al. .... D12/192

D504,372 S \* 4/2005 Juraschek ..... D12/192

D512,670 S \* 12/2005 Pfeiffer et al. .... D12/192

(75) Inventor: **Oliver Rosenbohm**, Stuttgart (DE)

(73) Assignee: **Dr. Ing. h.c. F. Porsche**  
**Aktiengesellschaft**, Weissach (DE)

(\*\*) Term: **14 Years**

\* cited by examiner

*Primary Examiner*—T. Chase Nelson

*Assistant Examiner*—Ania K Dworzecka

(21) Appl. No.: **29/281,410**

(22) Filed: **Jun. 22, 2007**

(57) **CLAIM**

(30) **Foreign Application Priority Data**

Dec. 27, 2006 (DE) ..... 4 06 06 482

I claim, the ornamental design for an air vent for an automobile, as shown and described.

(51) **LOC (9) Cl.** ..... **12-16**

**DESCRIPTION**

(52) **U.S. Cl.** ..... **D23/327; D12/16**

(58) **Field of Classification Search** ..... D12/192,  
D12/196, 415, 400; D23/327, 390, 411,  
D23/412, 393; 16/110.1; 454/155

FIG. 1 is a front elevation view of an air vent for an automobile showing my new design;

FIG. 2 is a left-side elevation view thereof;

FIG. 3 is a right-side elevation view thereof; and,

FIG. 4 is top plan view thereof.

See application file for complete search history.

(56) **References Cited**

**U.S. PATENT DOCUMENTS**

**1 Claim, 2 Drawing Sheets**

D417,267 S \* 11/1999 Sacco et al. .... D23/327






FIG. 1




FIG. 2




FIG. 3




FIG. 4