



US00D606170S

(12) **United States Design Patent**
Lammel et al.

(10) **Patent No.:** **US D606,170 S**
(45) **Date of Patent:** **** Dec. 15, 2009**

(54) **MIXING TAP**

D586,432 S * 2/2009 Schoenherr et al. D23/252
D586,885 S * 2/2009 Schoenherr et al. D23/252
D591,835 S * 5/2009 Williams D23/252

(75) Inventors: **Michael Lammel**, Aachen (DE);
Michael Zeisel, Aachen (DE)

* cited by examiner

(73) Assignee: **Hansa Metallwerke AG** (DE)

Primary Examiner—T. Chase Nelson

(**) Term: **14 Years**

Assistant Examiner—Mark Cavanna

(74) *Attorney, Agent, or Firm*—Factor & Lake

(21) Appl. No.: **29/325,878**

(57) **CLAIM**

(22) Filed: **Oct. 7, 2008**

The ornamental design for mixing tap, as shown and described.

(30) **Foreign Application Priority Data**

DESCRIPTION

Apr. 8, 2008 (EM) 000910369-0005

(51) **LOC (9) Cl.** **23-01**

This application is related to U.S. patent application Ser. Nos. 29/325,865, entitled Mixing Tap; 29/325,866, entitled Mixing Tap; 29/325,869, entitled Mixing Tap; and, 29/325,873, Mixing Tap—all of which were simultaneously filed on Oct. 7, 2008.

(52) **U.S. Cl.** **D23/252**

(58) **Field of Classification Search** D6/512,
D6/546, 550; D8/300, 306–308, 310–312,
D8/321; D23/200, 238–257; 4/675–678;
137/801; 16/110.1, 441

See application file for complete search history.

FIG. 1 is a front view of a mixing tap showing our new design;

FIG. 2 is a rear view thereof;

FIG. 3 is a perspective view thereof;

FIG. 4 is a left side view thereof;

FIG. 5 is a right side view thereof;

FIG. 6 is a top view thereof; and,

FIG. 7 is a bottom view thereof.

The broken lines showing the interior of the rear of the mixing tap are included for the purpose of illustrating portions of the mixing tap that forms no part of the claimed design.

(56) **References Cited**

U.S. PATENT DOCUMENTS

D409,289 S * 5/1999 Hyde et al. D23/252
D443,919 S * 6/2001 Lord D23/250
D458,345 S * 6/2002 Gottwald D23/252
D485,332 S * 1/2004 Blomstrom D23/252
D516,184 S * 2/2006 Yong-Jun et al. D23/252
D523,530 S * 6/2006 Schaffeld et al. D23/252
D523,531 S * 6/2006 Fritz D23/252
D523,934 S * 6/2006 Schaffeld et al. D23/252
D529,141 S * 9/2006 Green D23/252

1 Claim, 1 Drawing Sheet

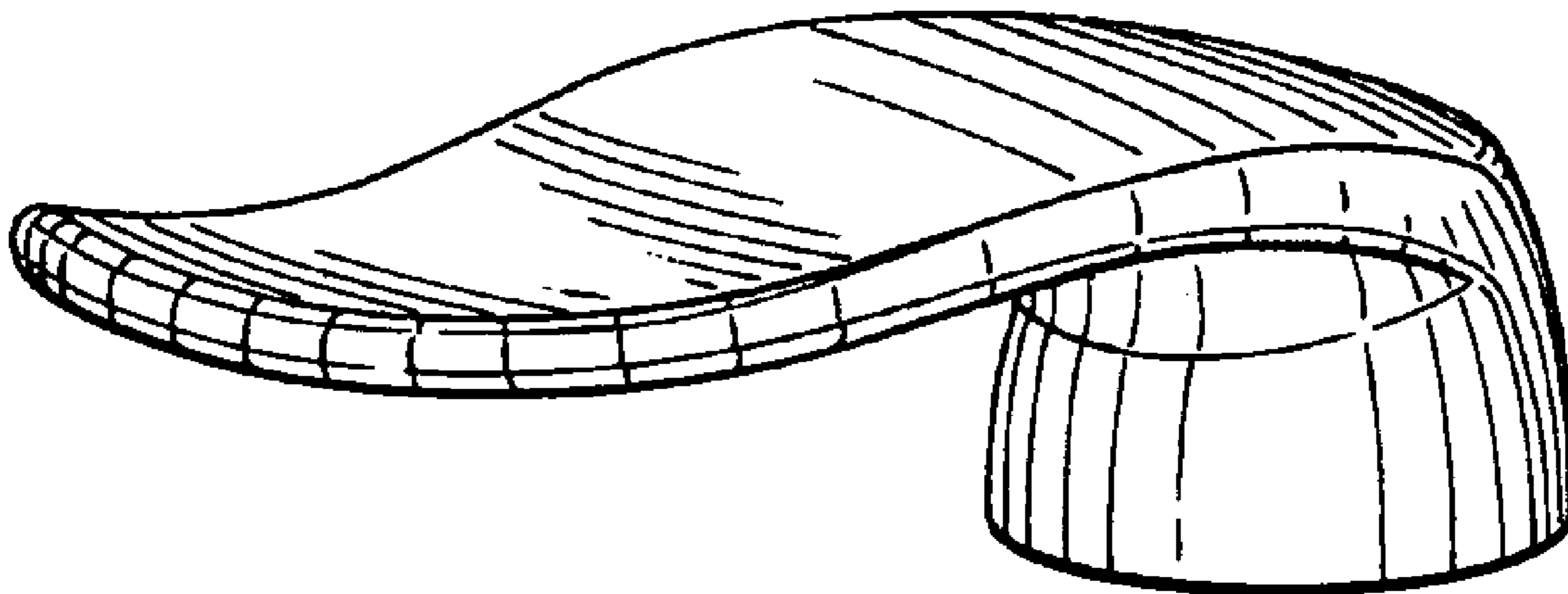


FIG. 1

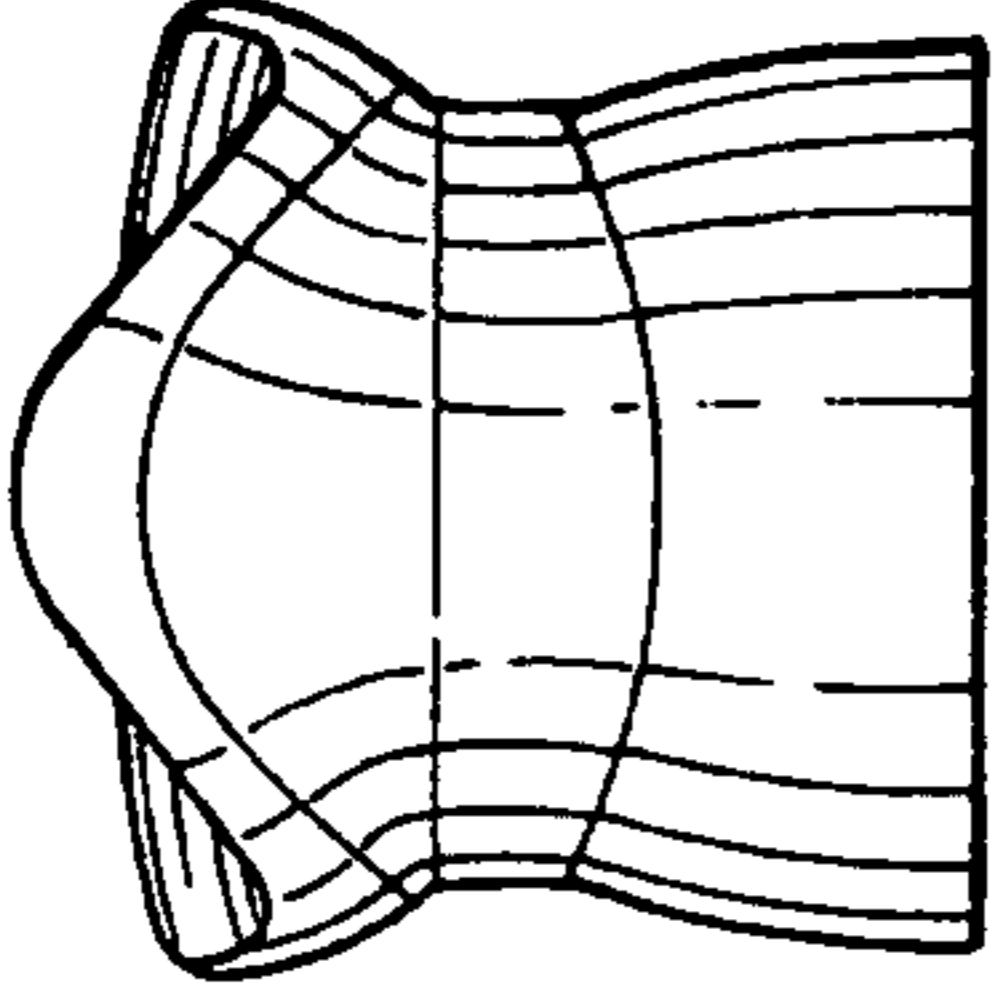


FIG. 2

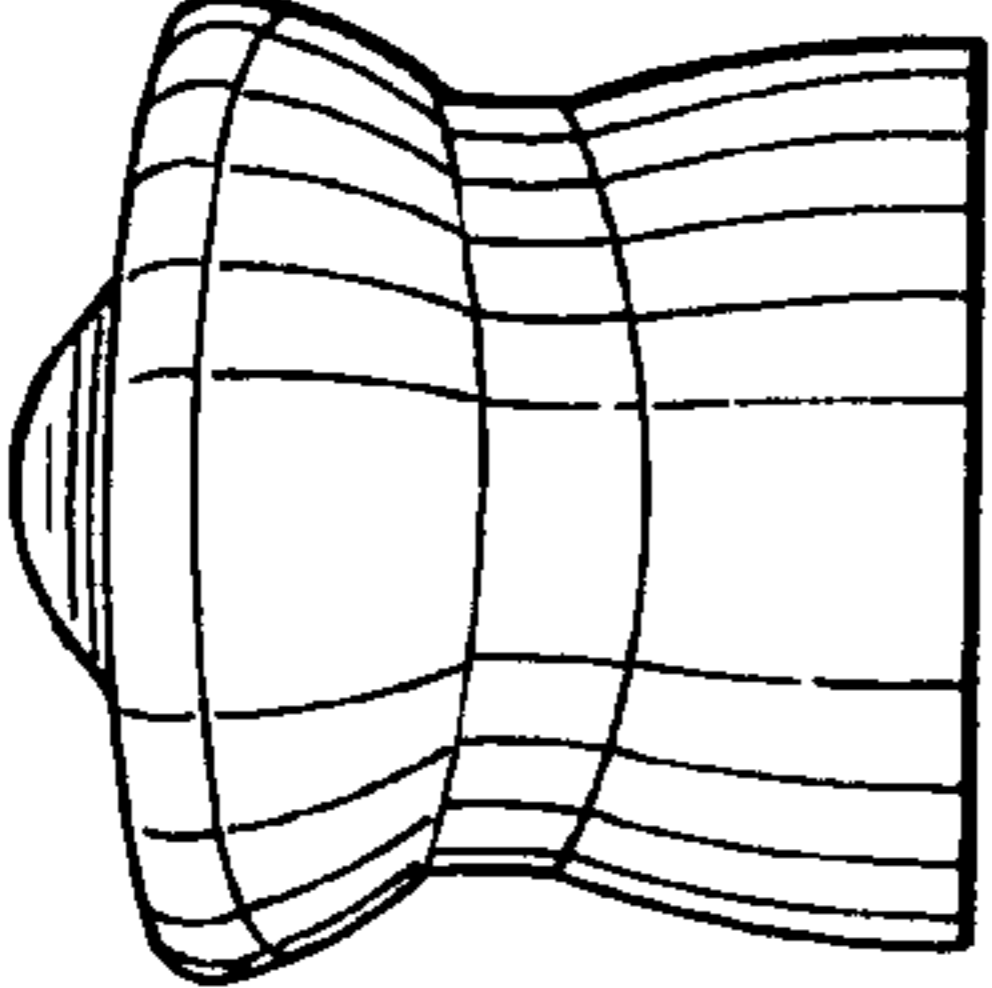


FIG. 3

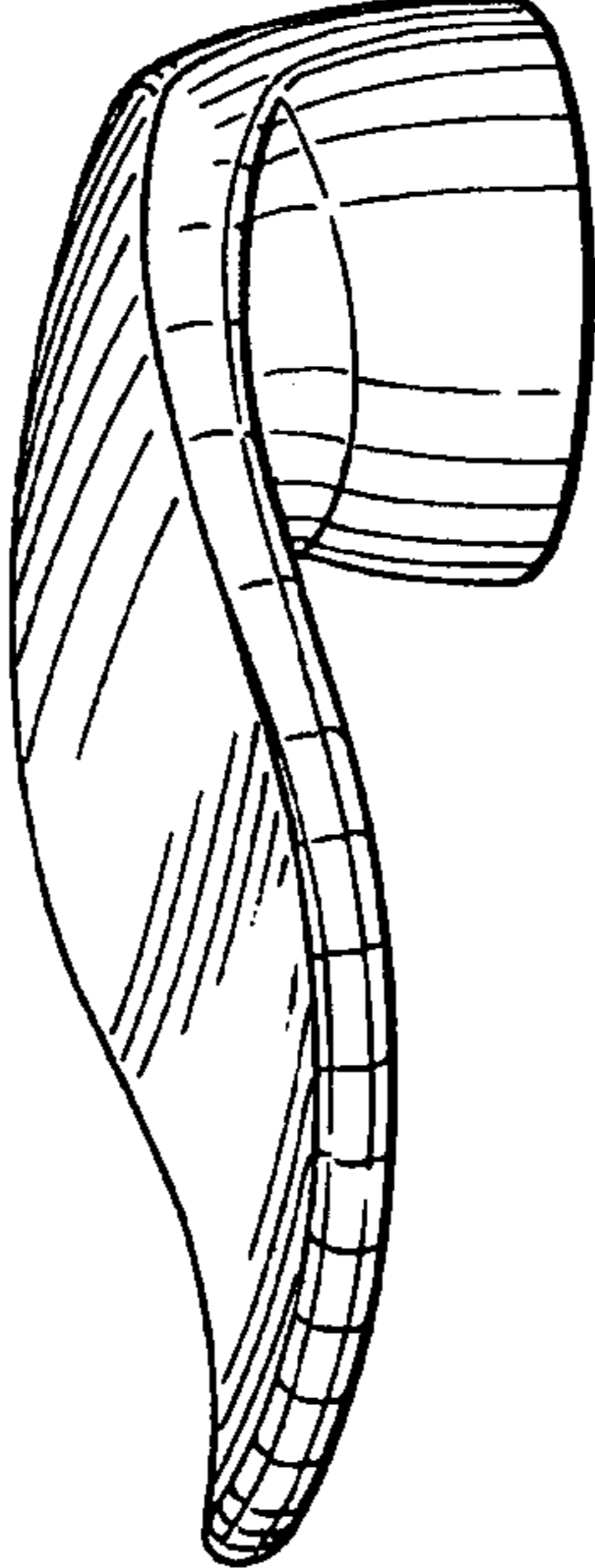


FIG. 4

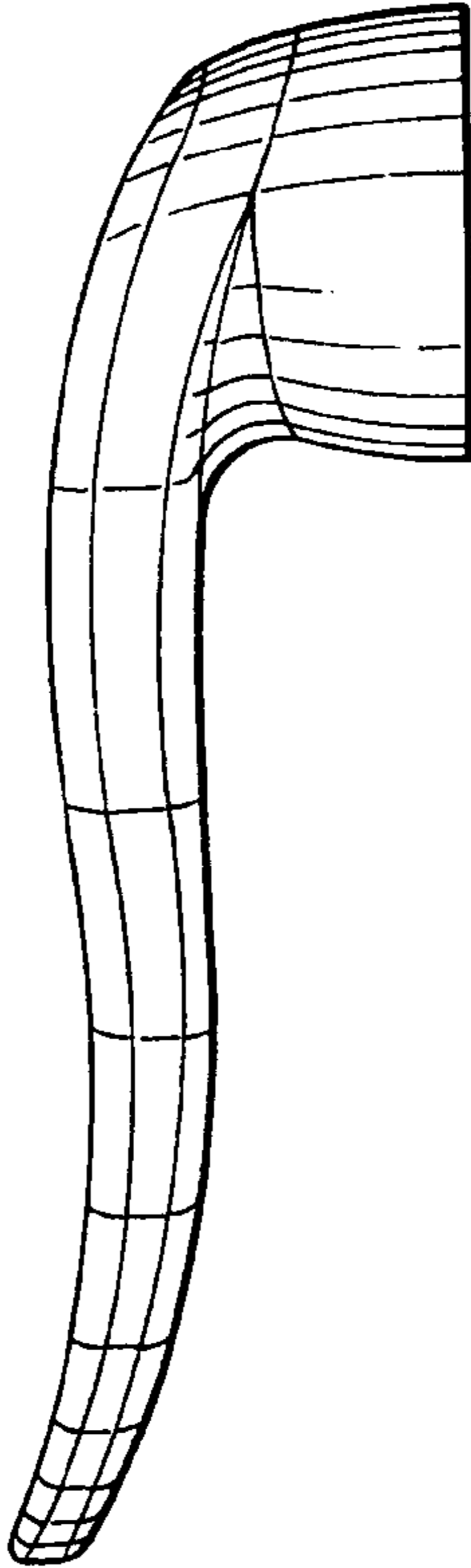


FIG. 5

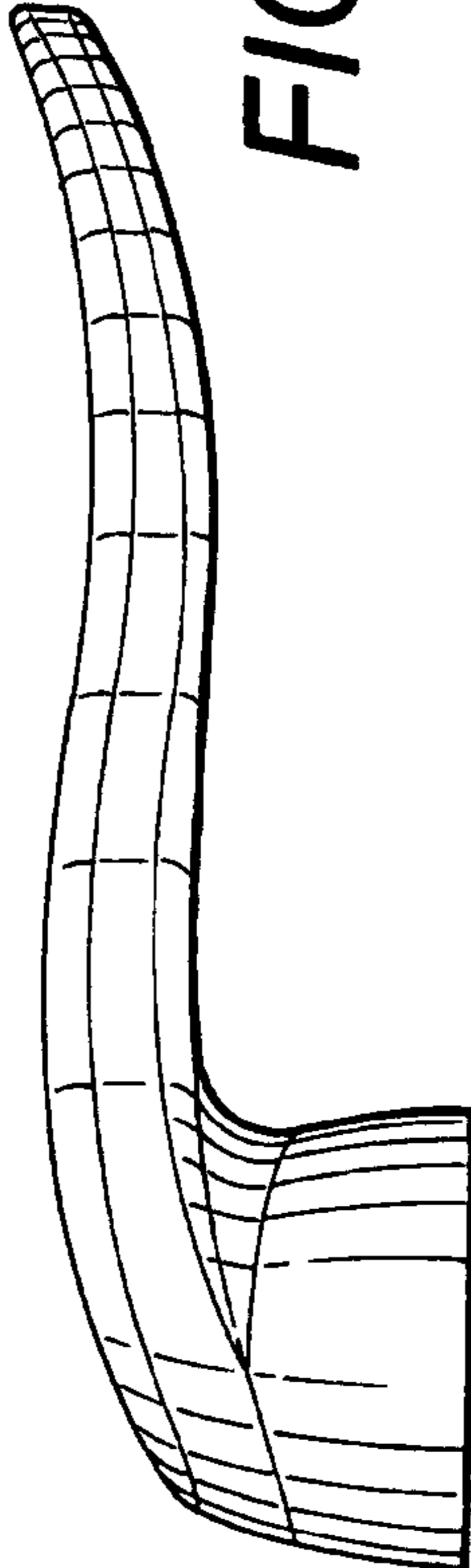


FIG. 6

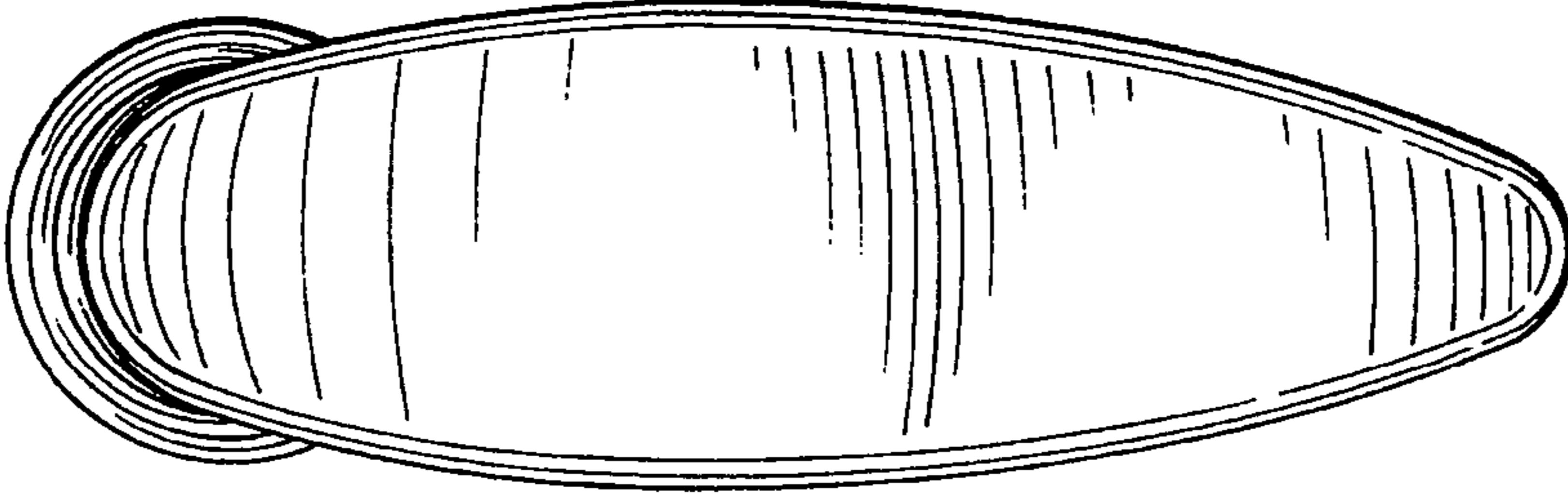


FIG. 7

