



US00D606163S

(12) **United States Design Patent**
Bobby et al.

(10) **Patent No.:** **US D606,163 S**

(45) **Date of Patent:** **** Dec. 15, 2009**

(54) **VALVE BODY**

(75) Inventors: **Brian Bobby**, North Ridgeville, OH (US); **Travis Ramler**, Elyria, OH (US)

(73) Assignee: **Bendix Commercial Vehicle Systems LLC**, Elyria, OH (US)

(**) Term: **14 Years**

(21) Appl. No.: **29/257,627**

(22) Filed: **Apr. 7, 2006**

(51) **LOC (9) Cl.** **23-01**

(52) **U.S. Cl.** **D23/233**

(58) **Field of Classification Search** D23/233-237, D23/213, 244-250; 137/885, 883, 454.2, 137/331; 251/309, 310, 314, 315.14, 335.5, 251/318-334, 356-368; D15/5

See application file for complete search history.

(56) **References Cited**

U.S. PATENT DOCUMENTS

D297,256 S *	8/1988	Schwarz	D23/233
D360,459 S	7/1995	Tschaeppler		
5,622,544 A	4/1997	Shamine et al.		
5,853,024 A *	12/1998	Life	137/359
6,094,836 A	8/2000	Mahoney et al.		
D430,647 S *	9/2000	Bergum et al.	D23/233
6,581,297 B1	6/2003	Ginder		
6,585,806 B2	7/2003	Quinn et al.		
D482,435 S	11/2003	Kawakami et al.		
6,701,709 B2	3/2004	Isaac, Jr. et al.		
6,730,143 B1	5/2004	Nichols et al.		
D499,172 S *	11/2004	Tripp et al.	D23/245
6,824,594 B2	11/2004	Larsson		
6,878,194 B2	4/2005	Hoffman et al.		
D513,786 S *	1/2006	Montano et al.	D23/233
D518,874 S *	4/2006	Takeda et al.	D23/233
D519,188 S *	4/2006	Hay	D23/233
7,100,305 B2	9/2006	Hoffman et al.		
D546,920 S *	7/2007	Fulkerson	D23/233

7,273,072 B2 *	9/2007	Muller	137/885
D574,940 S	8/2008	Quinn et al.		
2002/0017283 A1	2/2002	Furuya		
2004/0083893 A1	5/2004	Larsson		
2007/0084348 A1	4/2007	Hoffman et al.		

FOREIGN PATENT DOCUMENTS

EP	214 373	3/1987
WO	WO 89/11054	11/1989

OTHER PUBLICATIONS

Bendix Service Data SD-03-824, Bendix TC-7 Trailer Control Brake Valve, 4 pgs., Mar. 2004, printed USA.
Bendix Service Data SD-03-821, Bendix TC-6 Trailer Control Brake Valve, 3 pgs., Mar. 2004, printed USA.
Bendix Air System Components 03, Brake Valves, 4 pgs., Mar. 2004, printed USA.

* cited by examiner

Primary Examiner—Cathron C. Brooks

Assistant Examiner—Maurice Stevens

(74) *Attorney, Agent, or Firm*—Calfee, Halter & Griswold LLP

(57) **CLAIM**

We claim the ornamental design for a valve body, as shown and described.

DESCRIPTION

FIG. 1 is a perspective view of a valve body that is a first embodiment of the new design;

FIG. 2 is a top view of the valve body of FIG. 1;

FIG. 3 is a bottom view of the valve body of FIG. 1;

FIG. 4 is a left side view of the valve body of FIG. 1;

FIG. 5 is a front view of the valve body of FIG. 1;

FIG. 6 is a right side view of the valve body of FIG. 1; and,

FIG. 7 is a rear view of the valve body of FIG. 1.

1 Claim, 2 Drawing Sheets




Fig.2

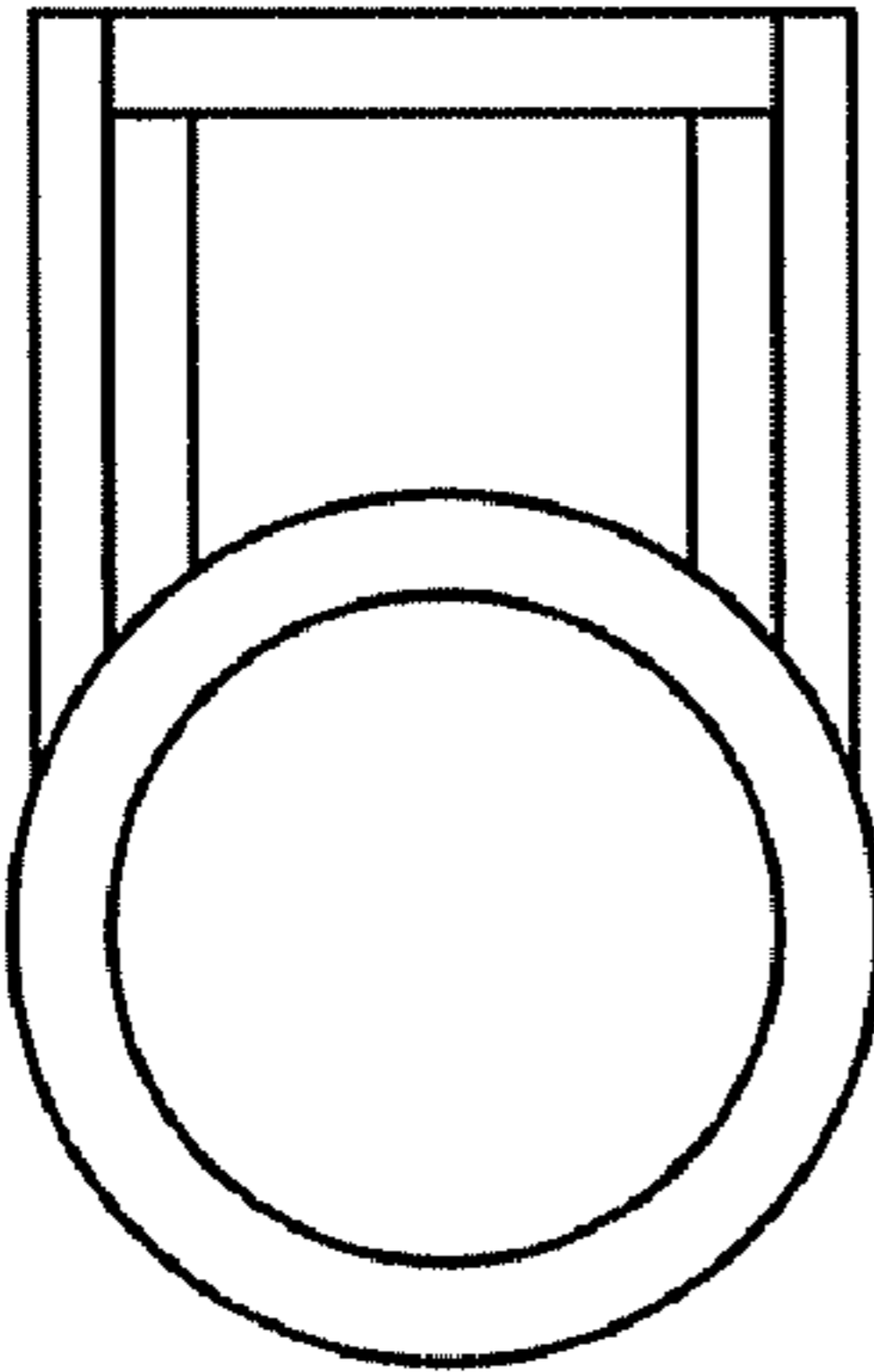


Fig.3


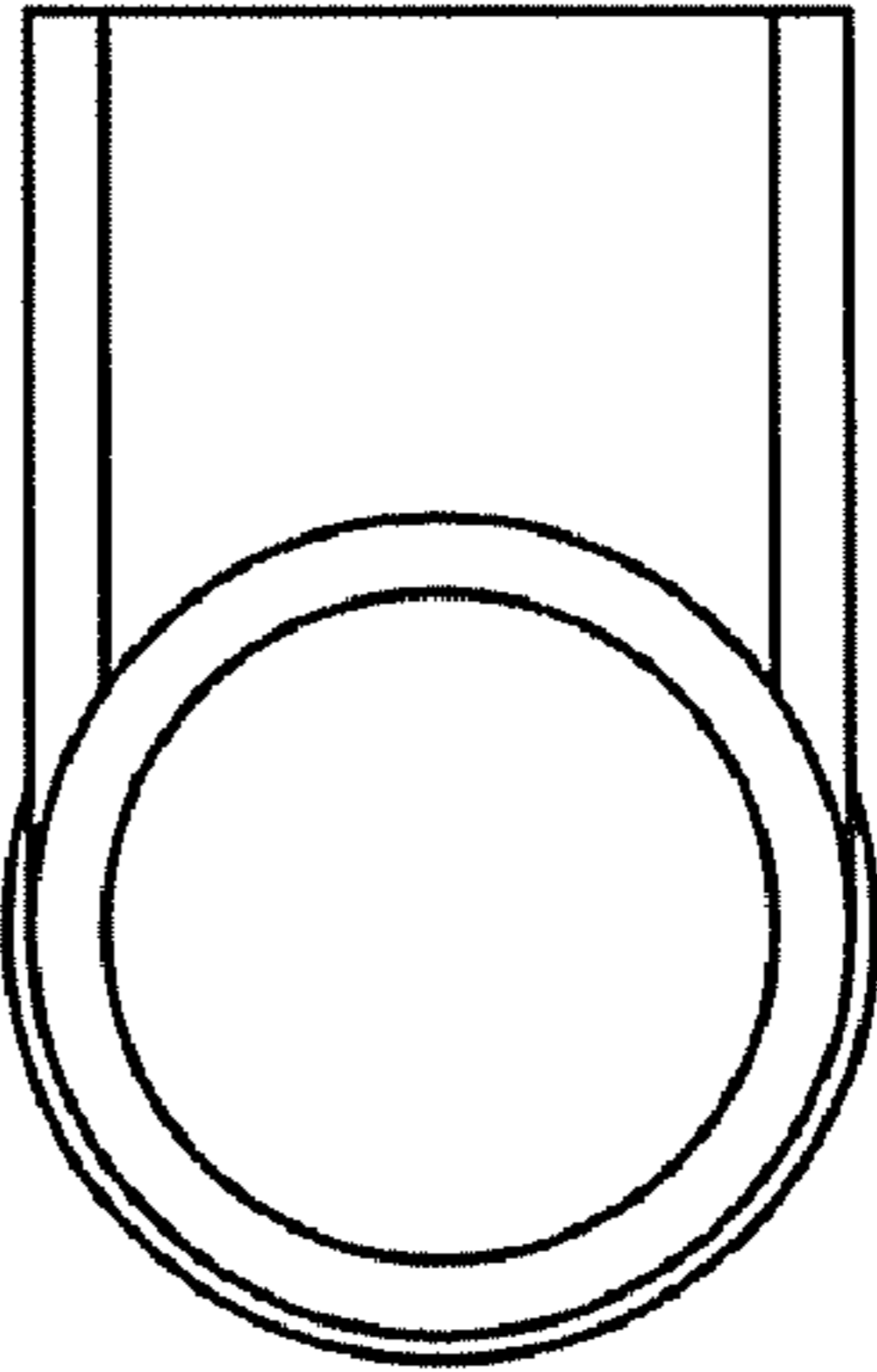


Fig.1




Fig.7

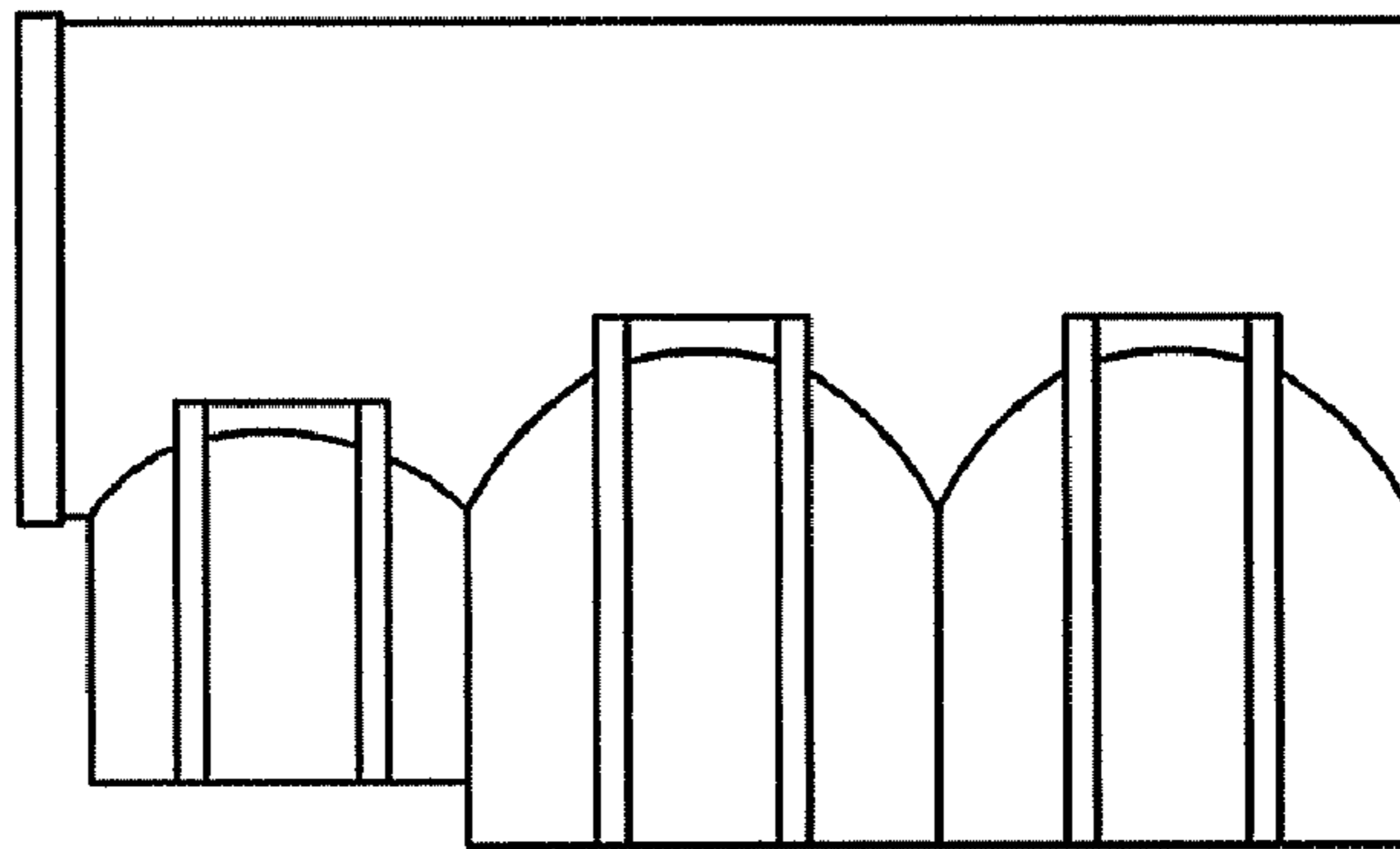


Fig.6

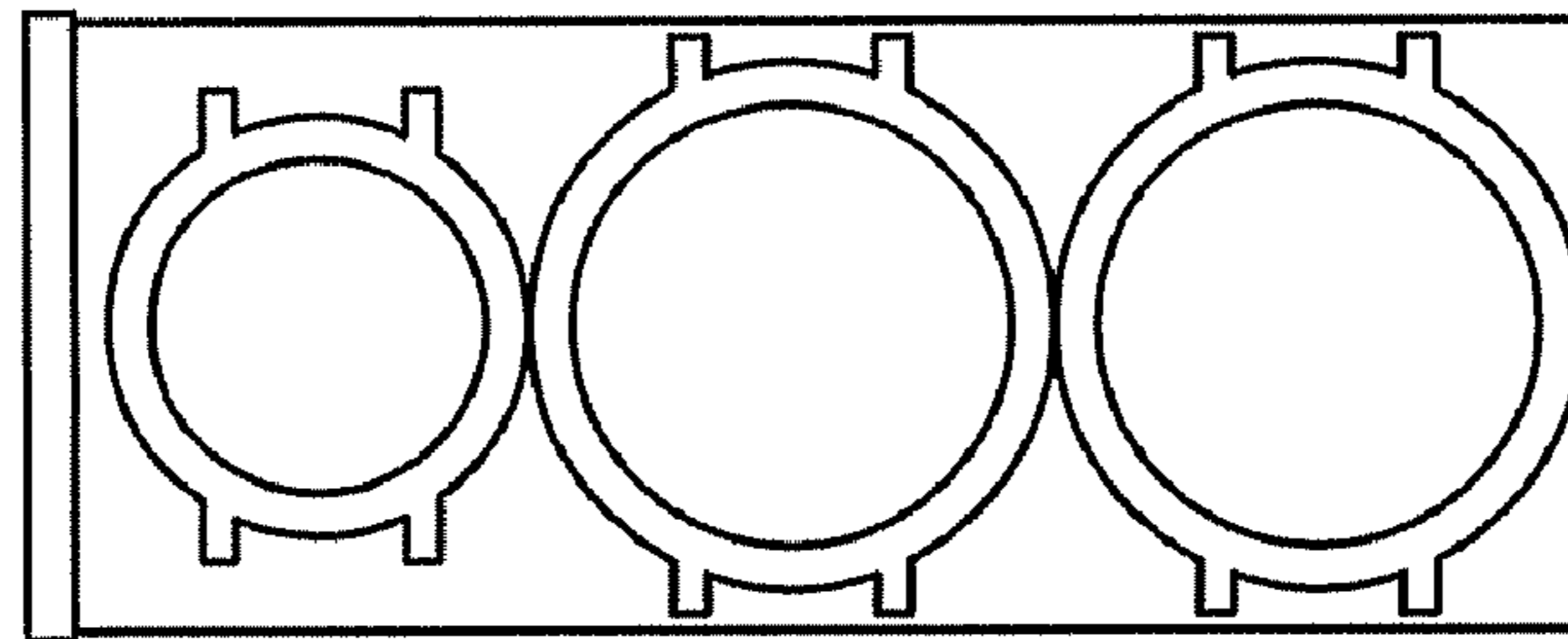


Fig.5

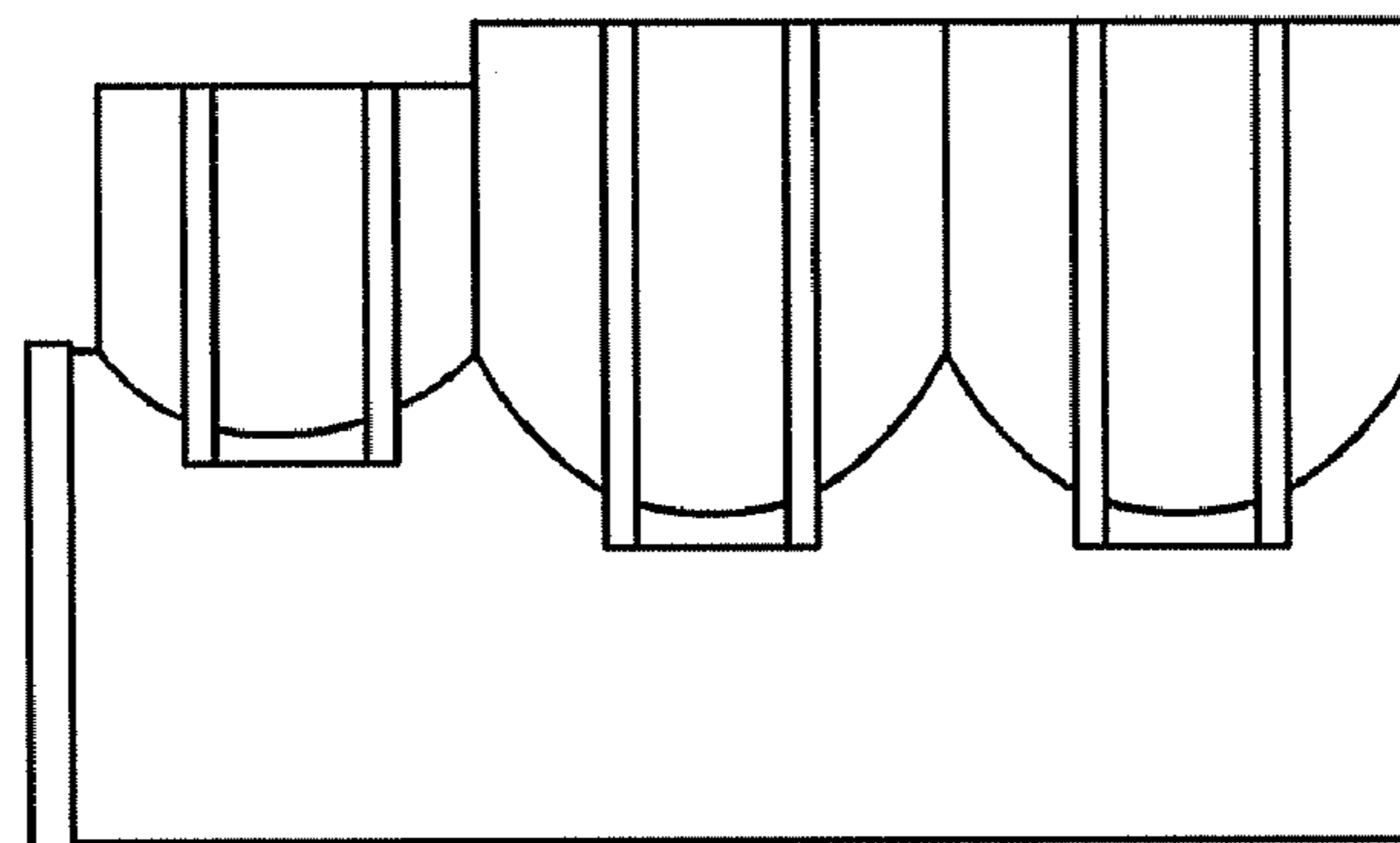


Fig.4