



US00D606153S

(12) **United States Design Patent**
Sword et al.

(10) **Patent No.:** **US D606,153 S**

(45) **Date of Patent:** **** Dec. 15, 2009**

(54) **SWING SEAT COVER**

2009/0160231 A1* 6/2009 McCurdy 297/229

* cited by examiner

(76) Inventors: **Patricia C Sword**, 13800 Jefferson St.,
Grand Island, FL (US) 32735; **Dewana**
S. McAfee, 13744 Jefferson St., Grand
Island, FL (US) 32735

Primary Examiner—Mitchell I Siegel

(74) *Attorney, Agent, or Firm*—QuickPatents, Inc.; Kevin
Prince

(**) Term: **14 Years**

(57) **CLAIM**

(21) Appl. No.: **29/325,757**

We claim the ornamental design for swing seat covers, as
shown and described.

(22) Filed: **Oct. 6, 2008**

DESCRIPTION

(51) **LOC (9) Cl.** **21-03**

FIG. 1 is a perspective view of the invention;

(52) **U.S. Cl.** **D21/823**

FIG. 2 is a right side elevational view of the invention, the
undisclosed left side being a mirror image thereof;

(58) **Field of Classification Search** D21/823–825;
D6/610–611; 229/219.1–229; 428/83, 122,
428/193, 71, 137, 77

FIG. 3 is a front elevational view of the invention, the undis-
closed rear being a mirror image thereof;

See application file for complete search history.

FIG. 4 is a top plan view of the invention; and,

FIG. 5 is a bottom plan view of the invention.

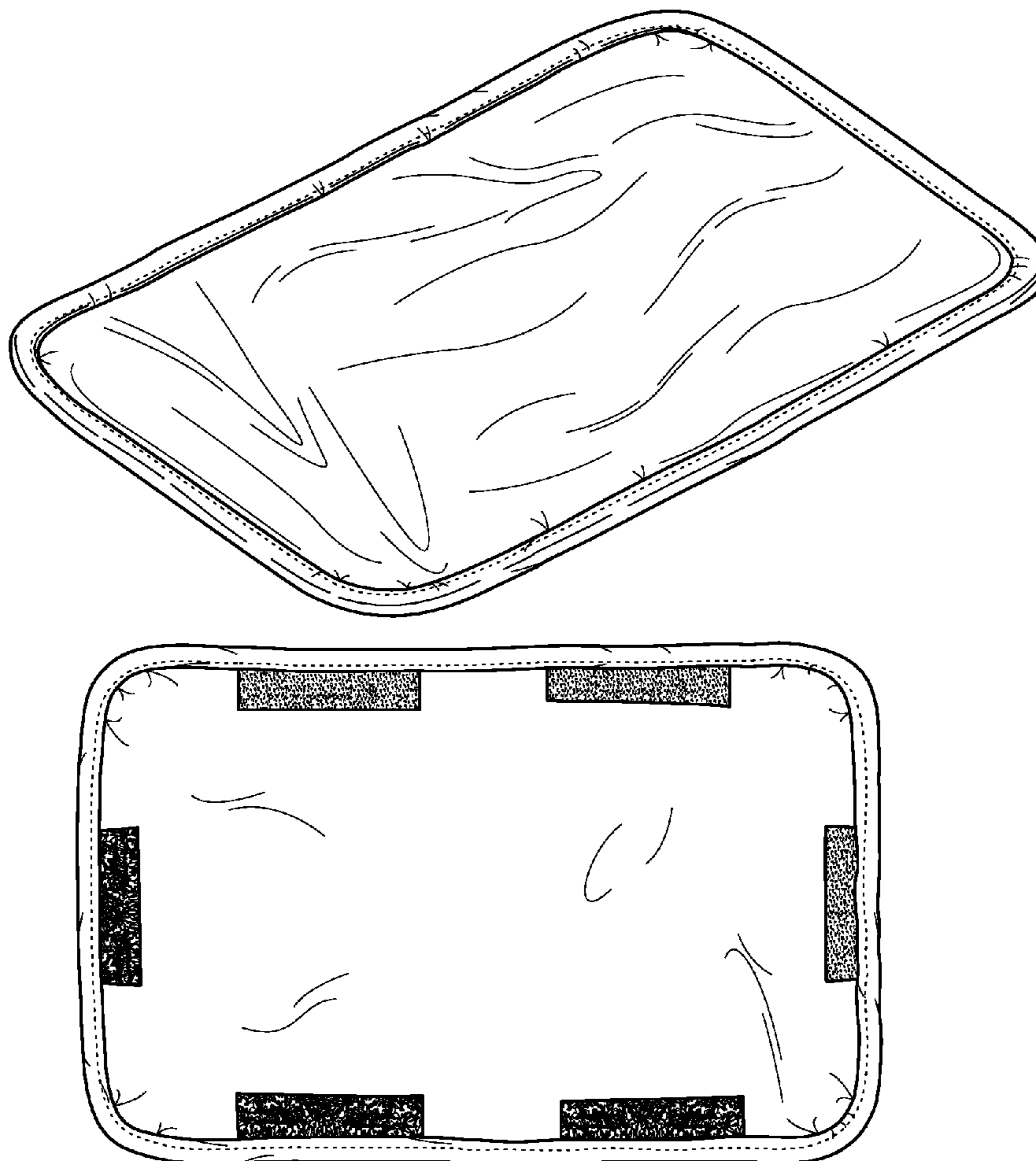
(56) **References Cited**

The broken lines disclosed on the drawing figures are show-
ing conventional stitching.

U.S. PATENT DOCUMENTS

- 3,862,876 A * 1/1975 Graves 428/83
- 4,621,003 A * 11/1986 O’Kane 428/71
- D445,286 S * 7/2001 Rhyne D6/610

1 Claim, 2 Drawing Sheets



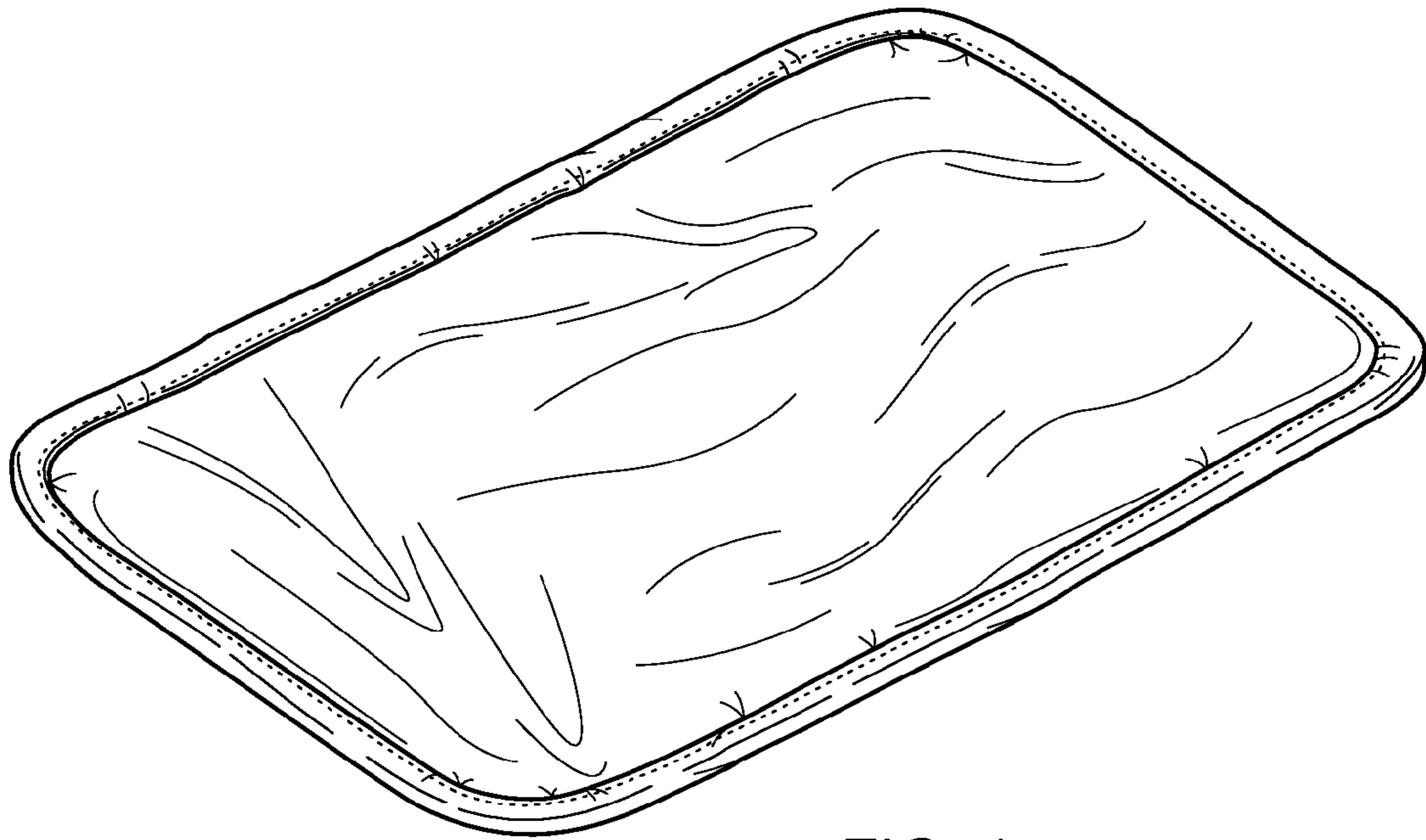


FIG. 1

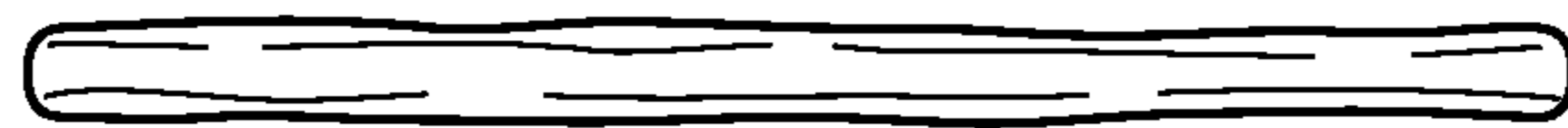


FIG. 2




FIG. 3



FIG. 4

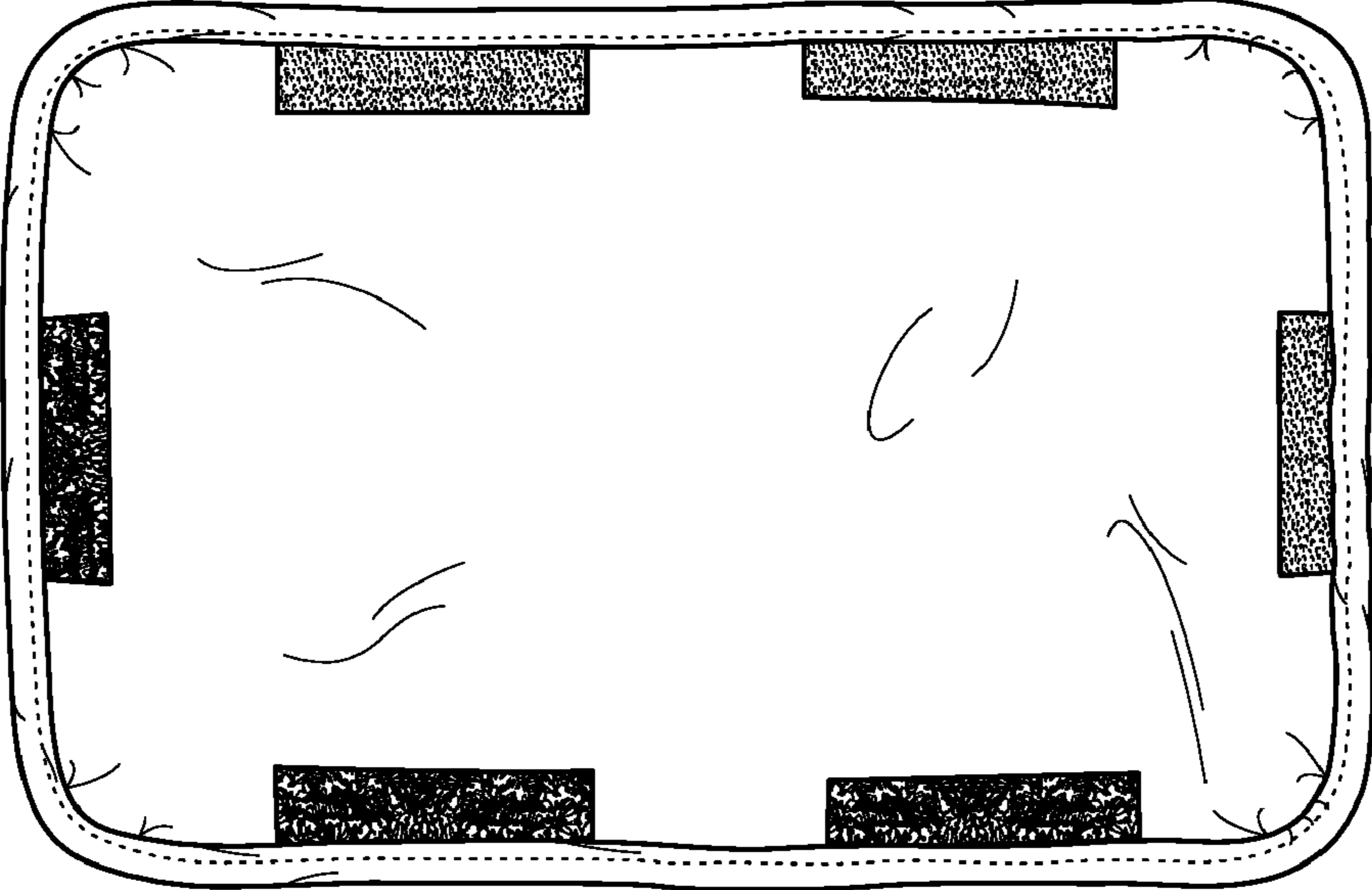


FIG. 5