



US00D606124S

(12) **United States Design Patent**
Kingston

(10) **Patent No.:** **US D606,124 S**

(45) **Date of Patent:** **** Dec. 15, 2009**

(54) **GAME**

(76) **Inventor:** **Charles Wilfred Kingston, 52 Kinsey St., St. Catharines, ON (CA) L2S 1E3**

(**) **Term:** **14 Years**

(21) **Appl. No.:** **29/296,827**

(22) **Filed:** **Oct. 29, 2007**

(51) **LOC (9) Cl.** **21-01**

(52) **U.S. Cl.** **D21/312**

(58) **Field of Classification Search** D21/312-314,
D21/318, 321; 273/108, 108.1, 109, 110,
273/236, 259, 284, 287, 115, 118 R
See application file for complete search history.

(56) **References Cited**

U.S. PATENT DOCUMENTS

1,167,452	A *	1/1916	Ward	273/126 R
D81,826	S *	8/1930	Beidelstein	D21/321
1,819,932	A *	8/1931	Walden	273/317.3
4,261,568	A *	4/1981	Such	273/108.5
D347,026	S *	5/1994	Young	D21/318
D556,834	S *	12/2007	Coleman et al.	D21/318
7,389,987	B1 *	6/2008	Paukert	273/108.1
2004/0145113	A1 *	7/2004	Giegerich	273/108.1

2004/0164488	A1 *	8/2004	Fitzgerald	273/108.1
2005/0167908	A1 *	8/2005	Nally et al.	273/108.1
2006/0017223	A1 *	1/2006	Chen	273/108.5

* cited by examiner

Primary Examiner—Prabhakar Deshmukh

(57) **CLAIM**

The ornamental design for a game, as shown and described.

DESCRIPTION

FIG. 1 is an exploded perspective view of a game, showing my new design;

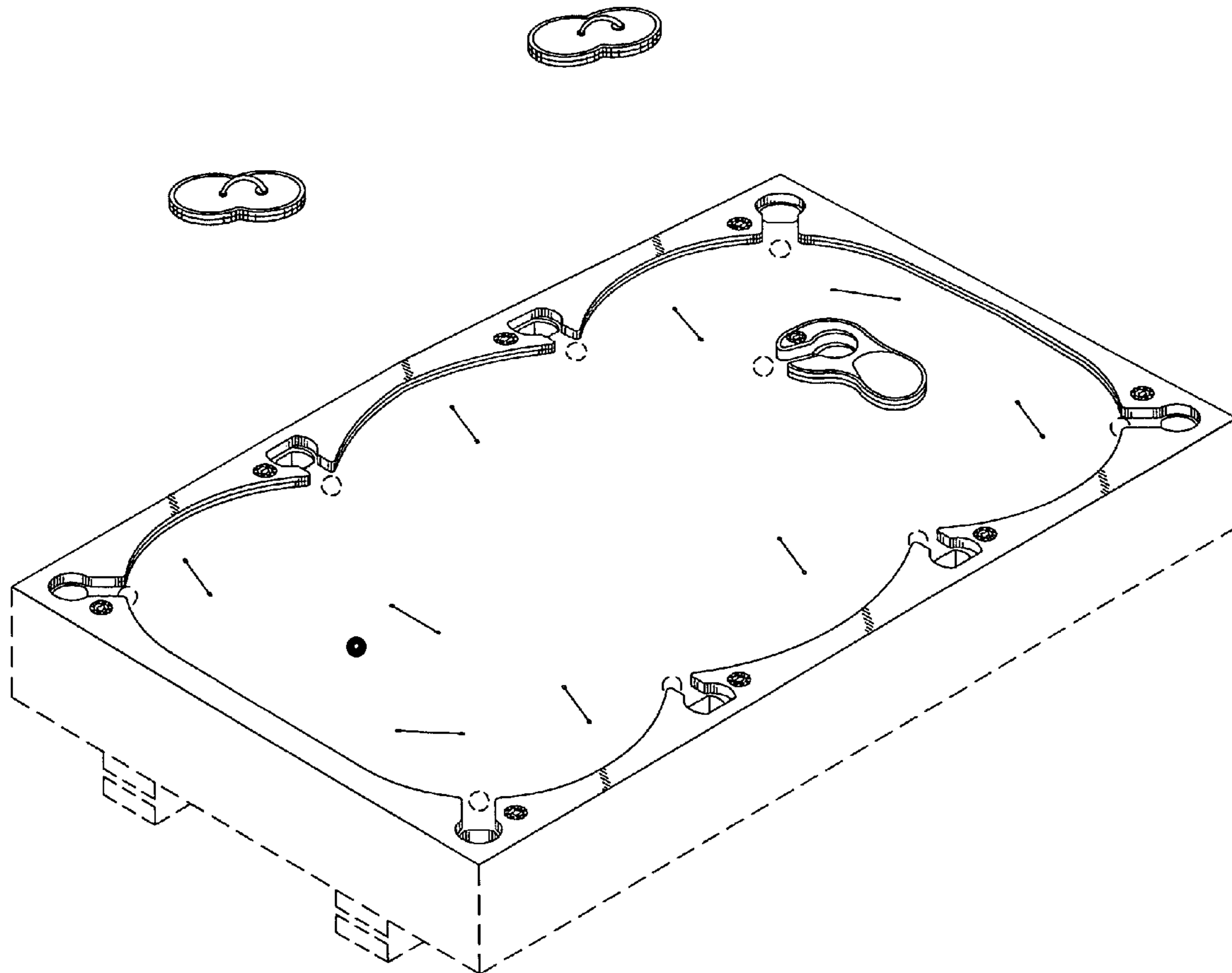
FIG. 2 is a top plan view of the invention;

FIG. 3 is a front elevational view of a repositionable “sand trap” obstacle of the invention, the rear elevational view being a mirror image thereof; and,

FIG. 4 is a left-side elevational view of the repositionable “sand trap” obstacle of the invention, the right-side elevational view being a mirror image thereof.

The broken lines showing a pool table base in FIG. 1 and a plurality of balls in FIGS. 1 and 2 are included for the purpose of illustrating the invention in use, and form no part of the claimed design.

1 Claim, 2 Drawing Sheets



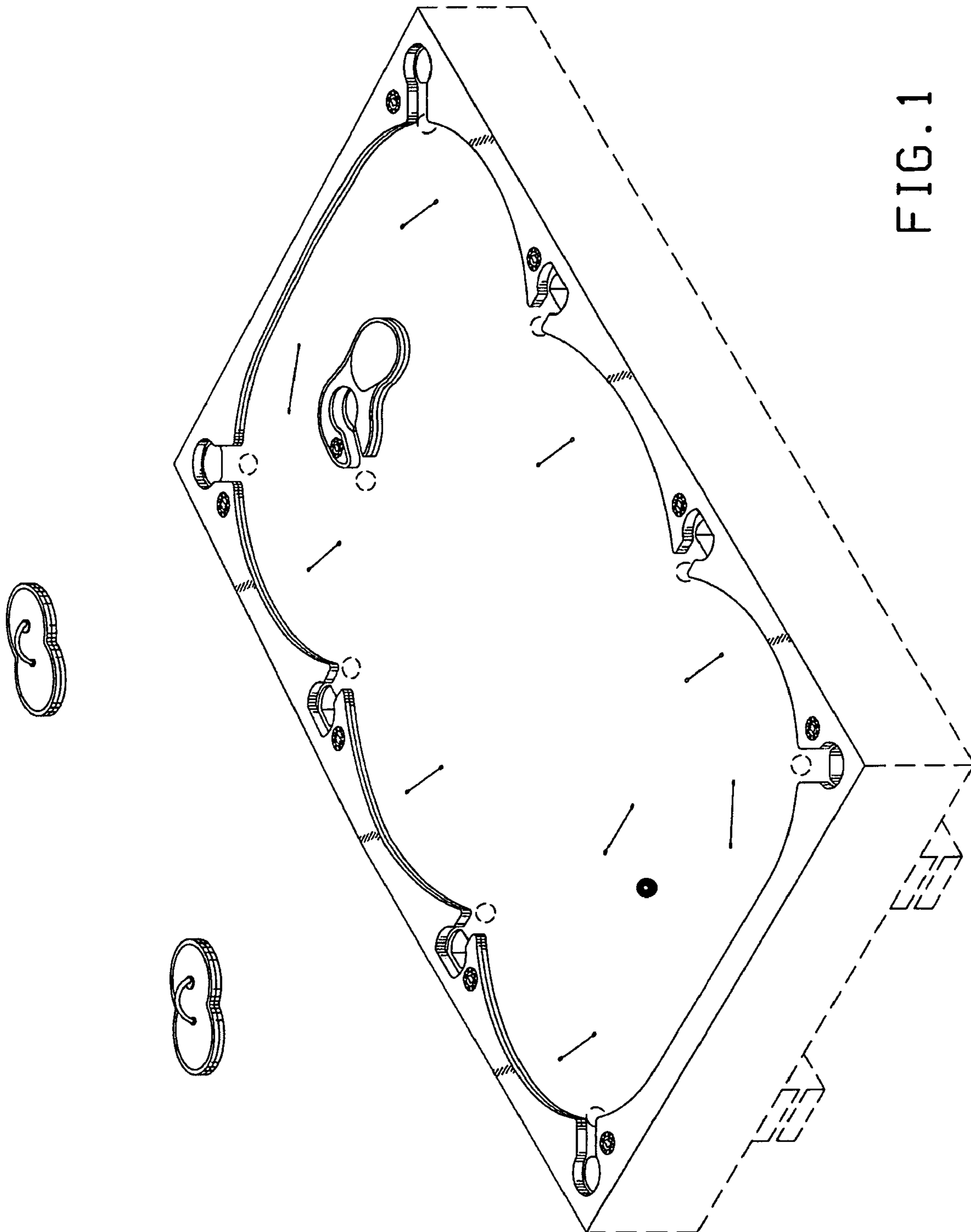


FIG. 1

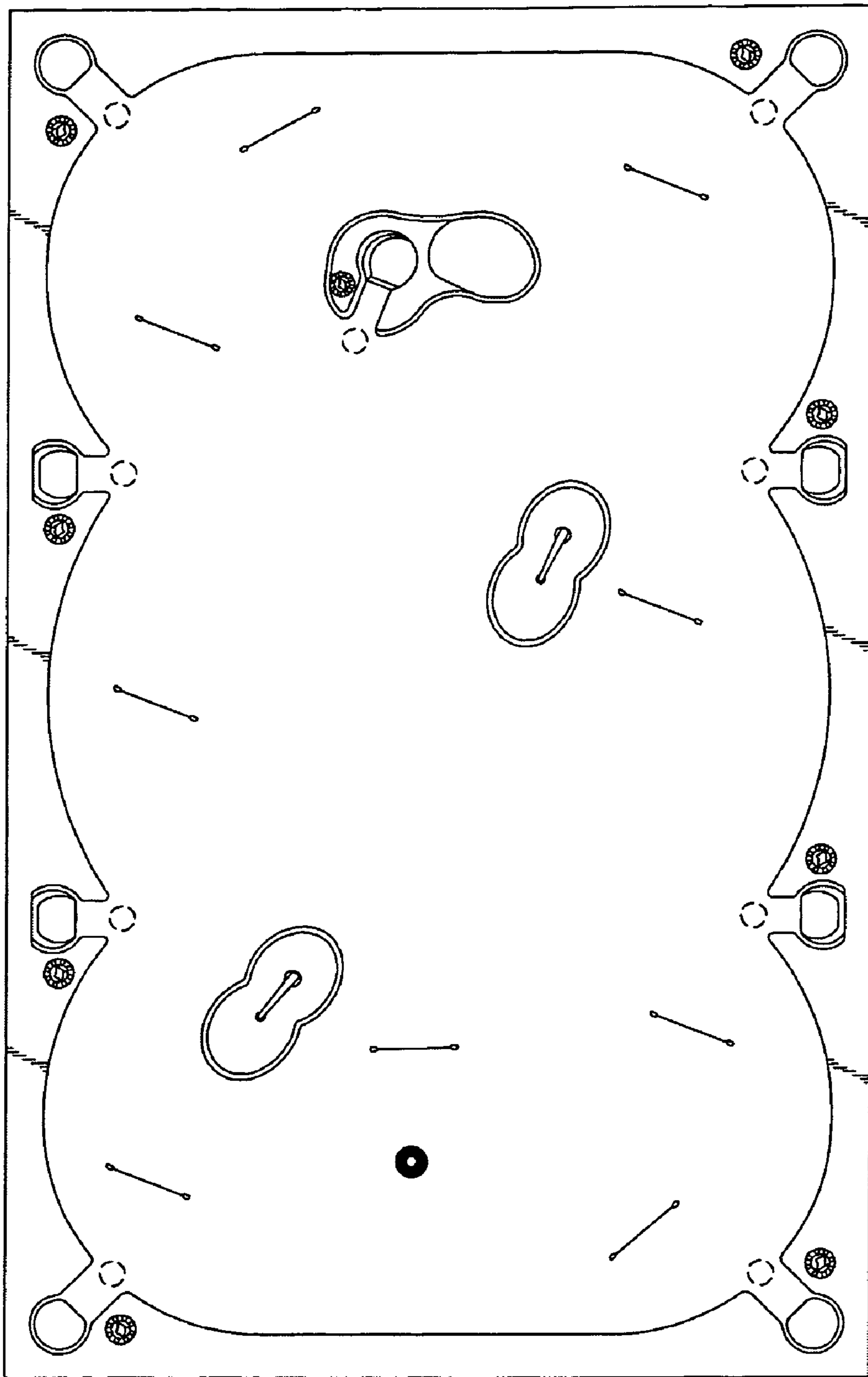


FIG. 2



FIG. 3



FIG. 4