



US00D606114S

(12) **United States Design Patent**
Palmer

(10) **Patent No.:** **US D606,114 S**

(45) **Date of Patent:** **** Dec. 15, 2009**

(54) **CALCULATOR**

(76) **Inventor:** **Andrew C Palmer**, 72764 San Juan Dr.,
Palm Desert, CA (US) 92260

(**) **Term:** **14 Years**

(21) **Appl. No.:** **29/322,508**

(22) **Filed:** **Aug. 6, 2008**

(51) **LOC (9) Cl.** **18-01**

(52) **U.S. Cl.** **D18/7**

(58) **Field of Classification Search** D14/218,
D14/341-347, 371, 387; D18/1, 2, 4.4, 4.5,
D18/6-12, 12.1, 12.3; D21/512, 576, 597,
D21/600; 235/58 R, 59 A, 59 BC, 59 BD,
235/59 BE, 59 BF, 59 BG, 59 BH, 59 CP,
235/59 T, 59 TP, 61 R; 708/100, 105, 130

See application file for complete search history.

(56) **References Cited**

U.S. PATENT DOCUMENTS

D261,164 S	*	10/1981	Kudo	D21/600
D316,278 S	*	4/1991	Cohen	D20/42
D488,830 S	*	4/2004	Joachim	D18/7
D496,360 S	*	9/2004	Borsboom	D14/371
D502,208 S	*	2/2005	Joachim et al.	D18/7
D515,566 S	*	2/2006	Hwang	D14/371
D515,567 S	*	2/2006	Tsao	D14/371
D563,460 S	*	3/2008	Mehler et al.	D18/7

* cited by examiner

Primary Examiner—Caron Veynar

Assistant Examiner—Garth Rademaker

(74) *Attorney, Agent, or Firm*—QuickPatents, Inc.; Kevin Prince

(57) **CLAIM**

I claim the ornamental design for a calculator, as shown and described.

DESCRIPTION

FIG. 1 is a perspective view of a calculator, showing my new design;

FIG. 2 is a front elevational view of the invention;

FIG. 3 is a rear elevational view of the invention;

FIG. 4 is a left-side elevational view of the invention;

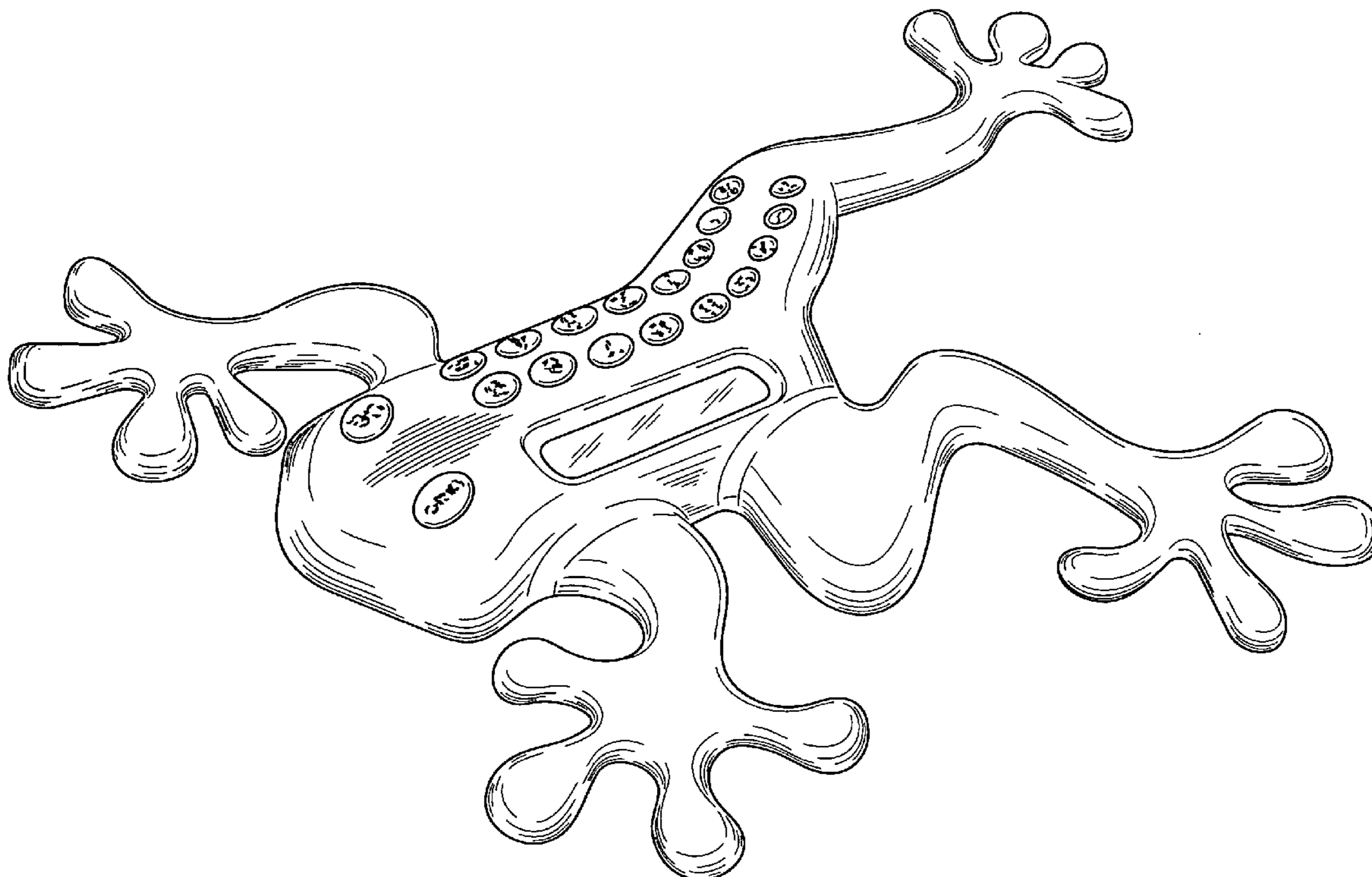
FIG. 5 is a right-side elevational view of the invention;

FIG. 6 is a top plan view of the invention; and,

FIG. 7 is a bottom plan view of the invention.

The symbol indicia illustrated in broken lines on the round keys in FIGS. 1 and 6 are illustrative only, and form no part of the claimed design. The thick broken line in FIG. 7 defines the bounds of the claimed design, within which is illustrated environmental matter in thin broken lines that forms no part of the claimed design.

1 Claim, 3 Drawing Sheets



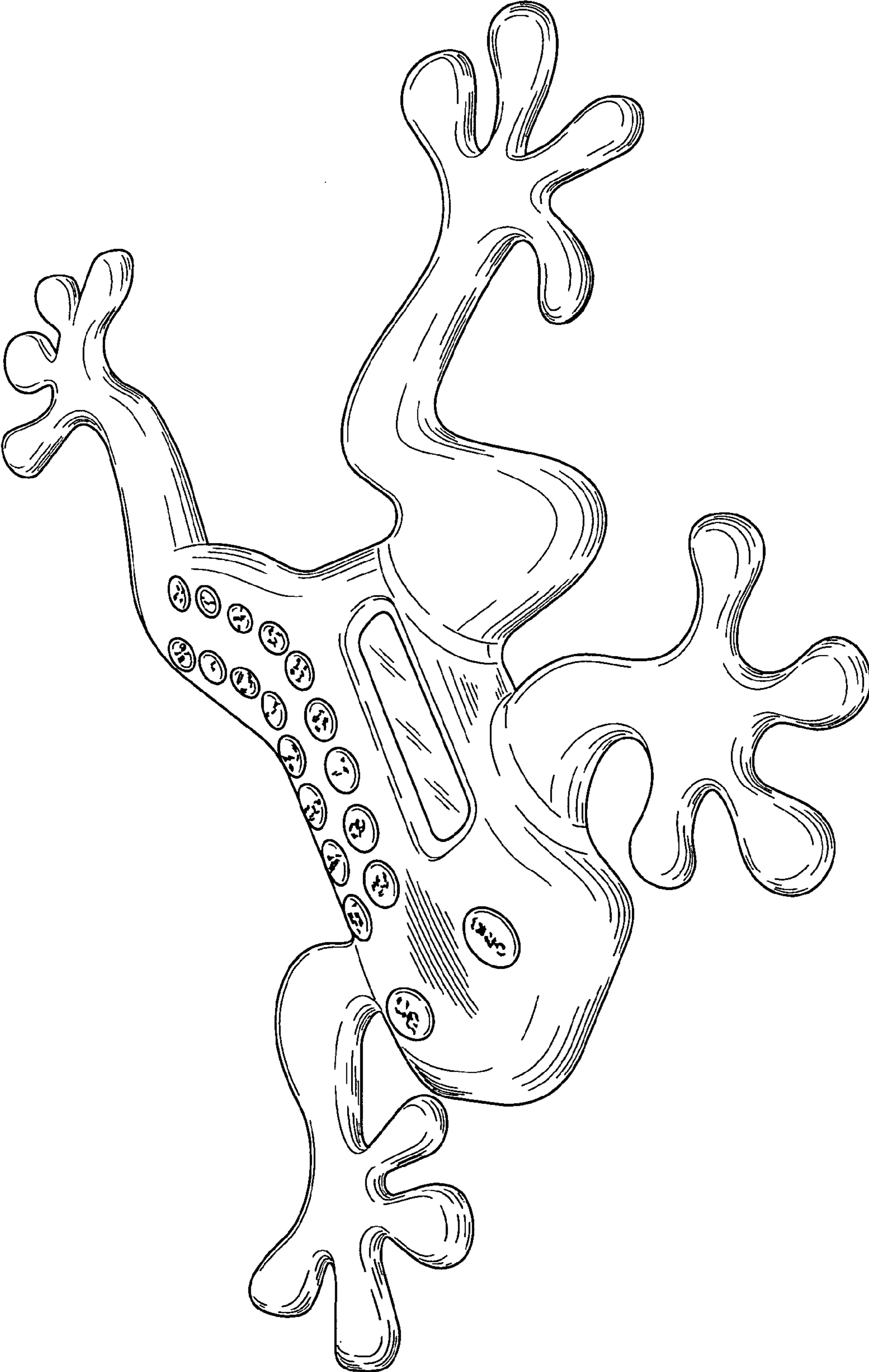


FIG. 1



FIG. 5

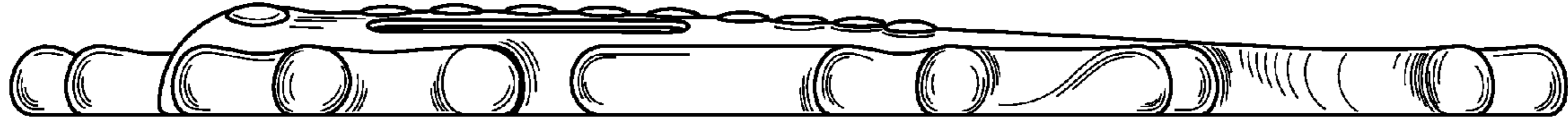


FIG. 4



FIG. 2




FIG. 3

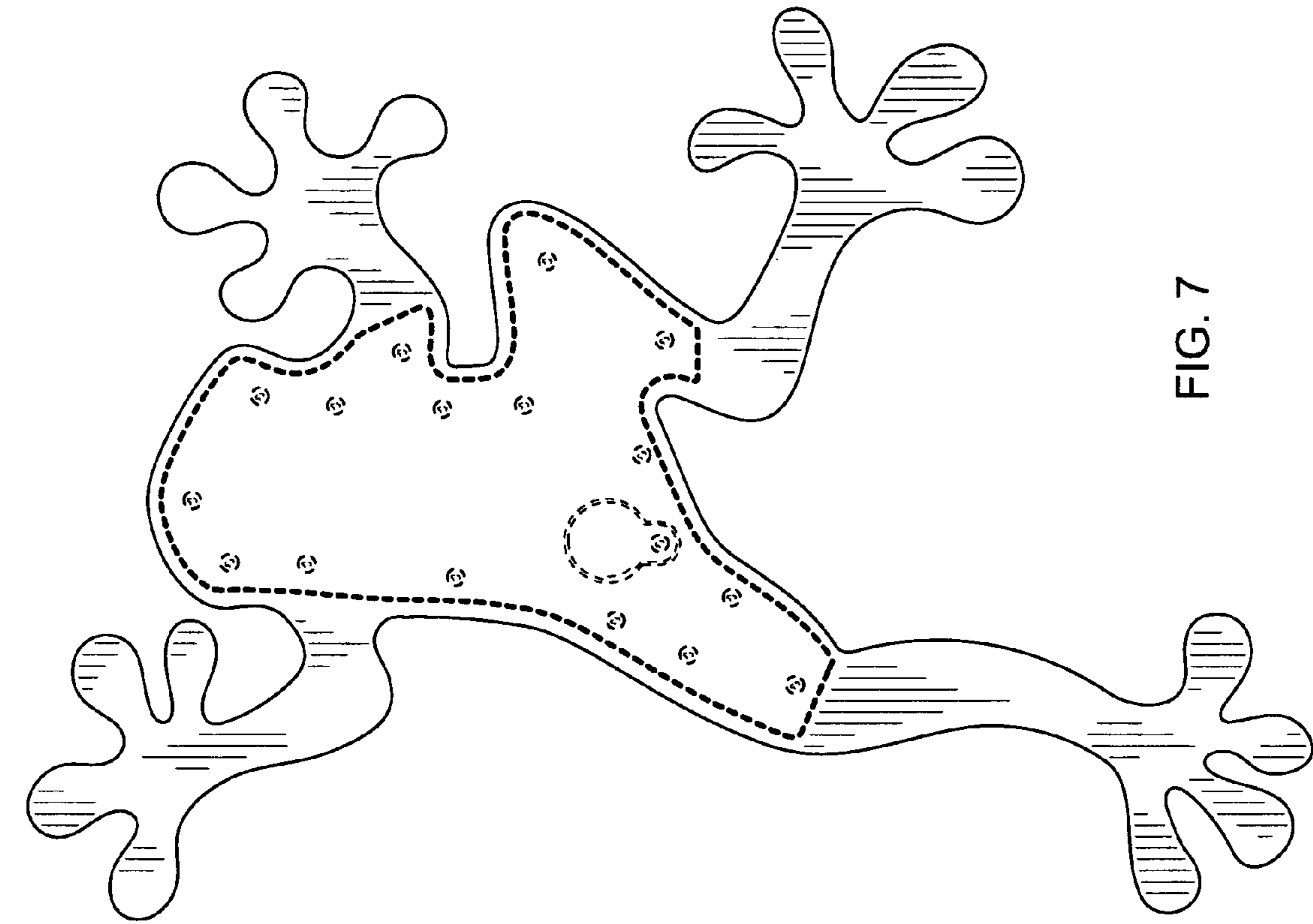


FIG. 7

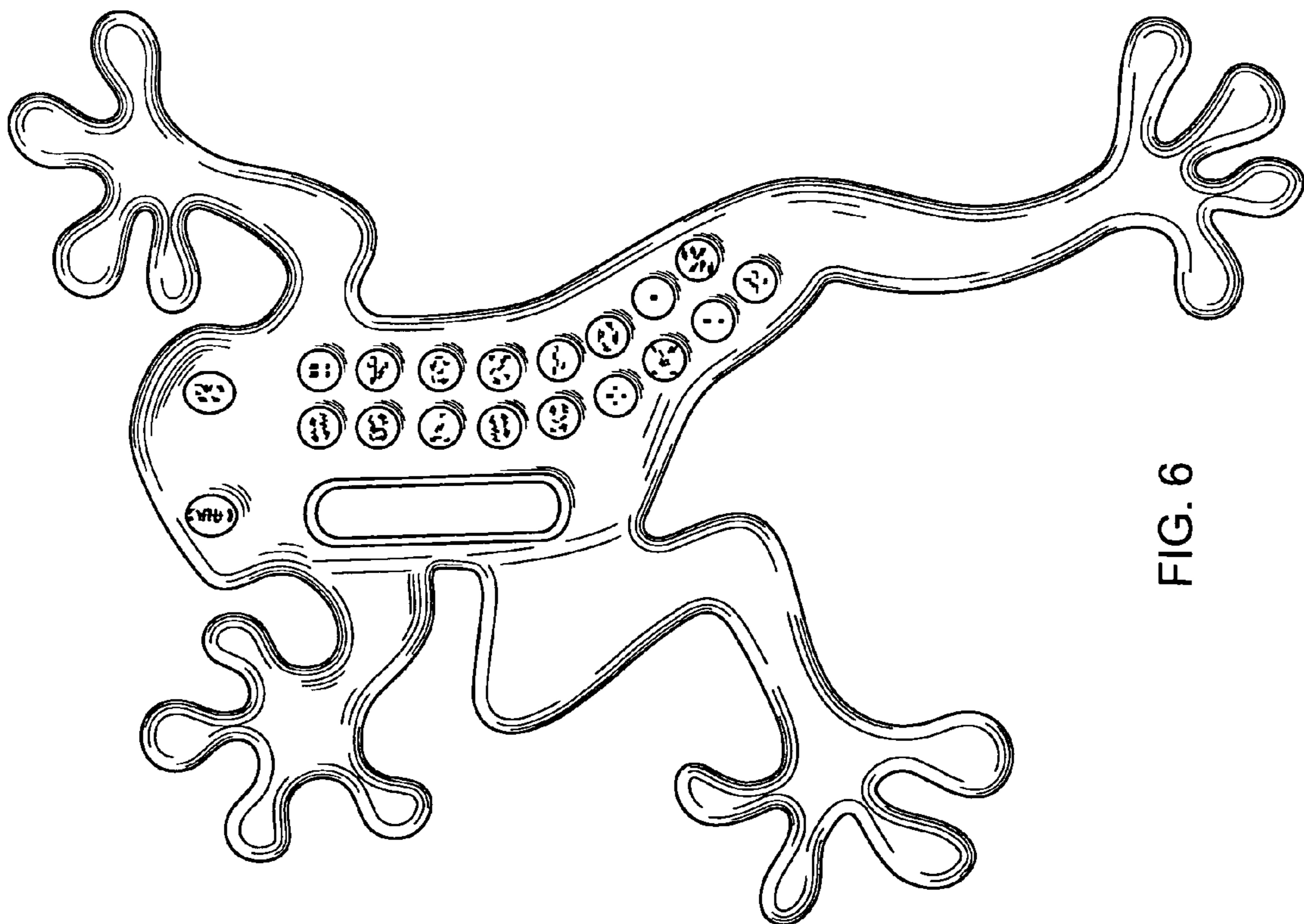


FIG. 6