



US00D606096S

(12) **United States Design Patent**  
**Bui**

(10) **Patent No.:** **US D606,096 S**  
(45) **Date of Patent:** **\*\* Dec. 15, 2009**

(54) **MUSIC PLAYER**

(75) Inventor: **Frank Bui**, Santa Ana, CA (US)

(73) Assignee: **MerchSource, LLC**, Foothill Ranch, CA (US)

(\*\*) Term: **14 Years**

(21) Appl. No.: **29/325,334**

(22) Filed: **Sep. 29, 2008**

(30) **Foreign Application Priority Data**

Jul. 3, 2008 (CN) ..... 2008 3 0052689

(51) **LOC (9) Cl.** ..... **14-03**

(52) **U.S. Cl.** ..... **D14/496**; D14/203.1; D14/168

(58) **Field of Classification Search** ..... D14/496,  
D14/401, 435, 474, 483, 217, 137, 138, 160,  
D14/168, 356, 203.1–203.8, 507; 345/156,  
345/169, 173–179, 905; 715/727–729, 864;  
710/1, 5, 8; 713/1, 600; 455/1.1, 1.7, 73,  
455/344–347, 93, 95, 3.01–3.06, 550.1, 573.1;  
370/342–344; 369/1, 2, 6–12; 463/43–47;  
273/148 B

See application file for complete search history.

(56) **References Cited**

**U.S. PATENT DOCUMENTS**

D348,483 S \* 7/1994 Chow et al. .... D19/62  
D350,520 S \* 9/1994 Steinke et al. .... D12/180  
D369,164 S \* 4/1996 Hsu ..... D14/510  
6,132,281 A \* 10/2000 Klitsner et al. .... 446/75  
D461,469 S \* 8/2002 Wang et al. .... D14/497  
6,897,368 B2 \* 5/2005 Georges ..... 84/609  
D509,223 S \* 9/2005 Steele et al. .... D14/497  
7,303,476 B2 \* 12/2007 Blanco ..... 463/43  
D568,339 S \* 5/2008 Skurdal ..... D14/496

7,403,769 B2 \* 7/2008 Kopra et al. .... 455/414.1  
D582,428 S \* 12/2008 Lee ..... D14/496  
7,462,793 B2 \* 12/2008 Jang ..... 200/310  
7,499,270 B2 \* 3/2009 Allen ..... 211/8

\* cited by examiner

*Primary Examiner*—Prabhakar Deshmukh

(74) *Attorney, Agent, or Firm*—The Eclipse Group LLP

(57) **CLAIM**

We claim the ornamental design for a music player, as shown and described.

**DESCRIPTION**

FIG. 1 is a front perspective view of a music player.

FIG. 2 is a rear perspective view of the music player illustrated in FIG. 1.

FIG. 3 is a front elevational view of the music player illustrated in FIG. 1.

FIG. 4 is a rear elevational view of the music player illustrated in FIG. 1.

FIG. 5 is a left side view of the music player illustrated in FIG. 1.

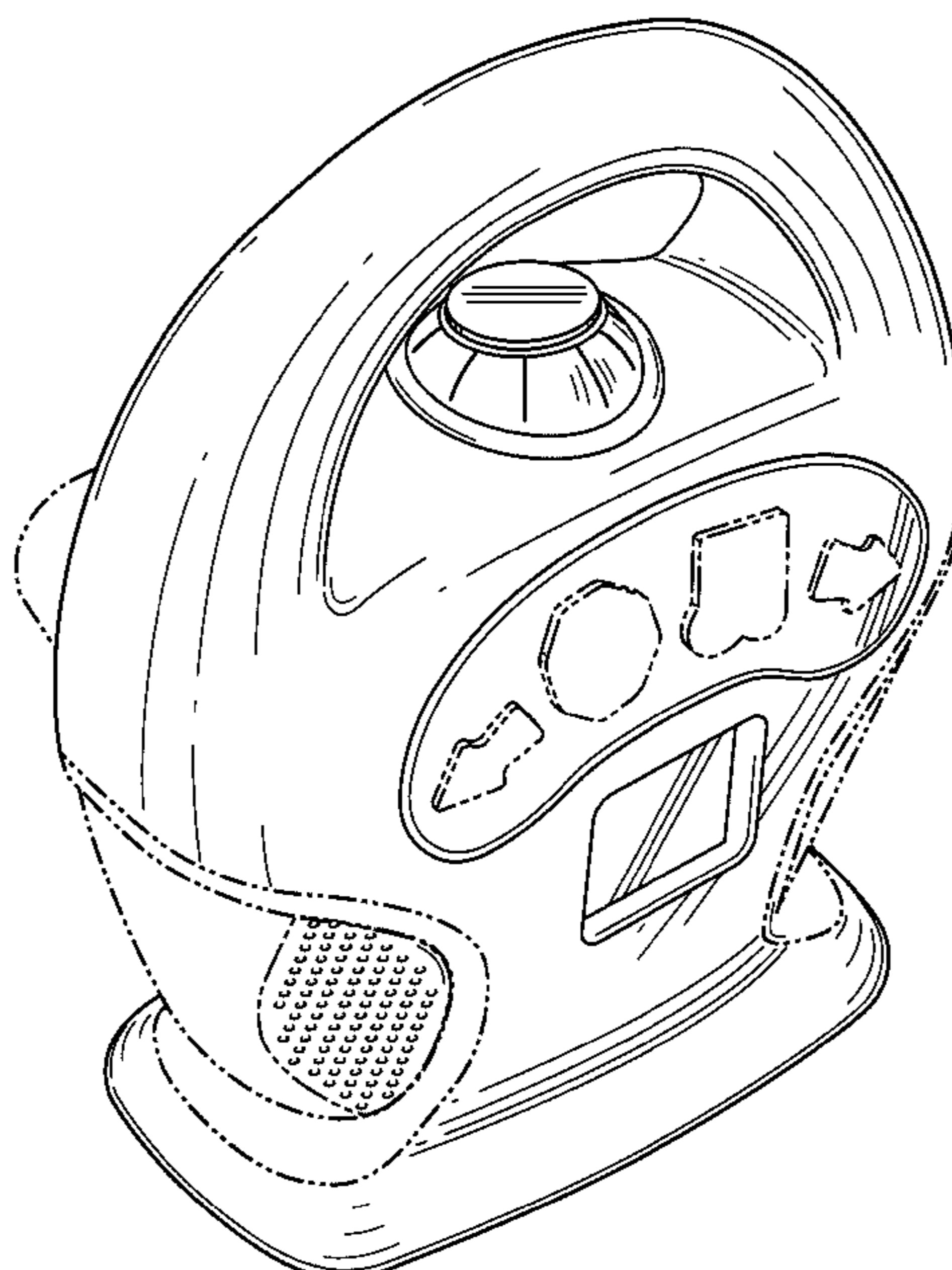
FIG. 6 is a right side view of the music player illustrated in FIG. 1.

FIG. 7 is a top plan view of the music player illustrated in FIG. 1; and,

FIG. 8 is a bottom plan view of the music player illustrated in FIG. 1.

The broken lines showing of various areas of the design are for illustrative purposes only and form no part of the claimed design. The broken lines, which define the bounds of the claimed design, form no part thereof.

**1 Claim, 8 Drawing Sheets**






Fig. 1

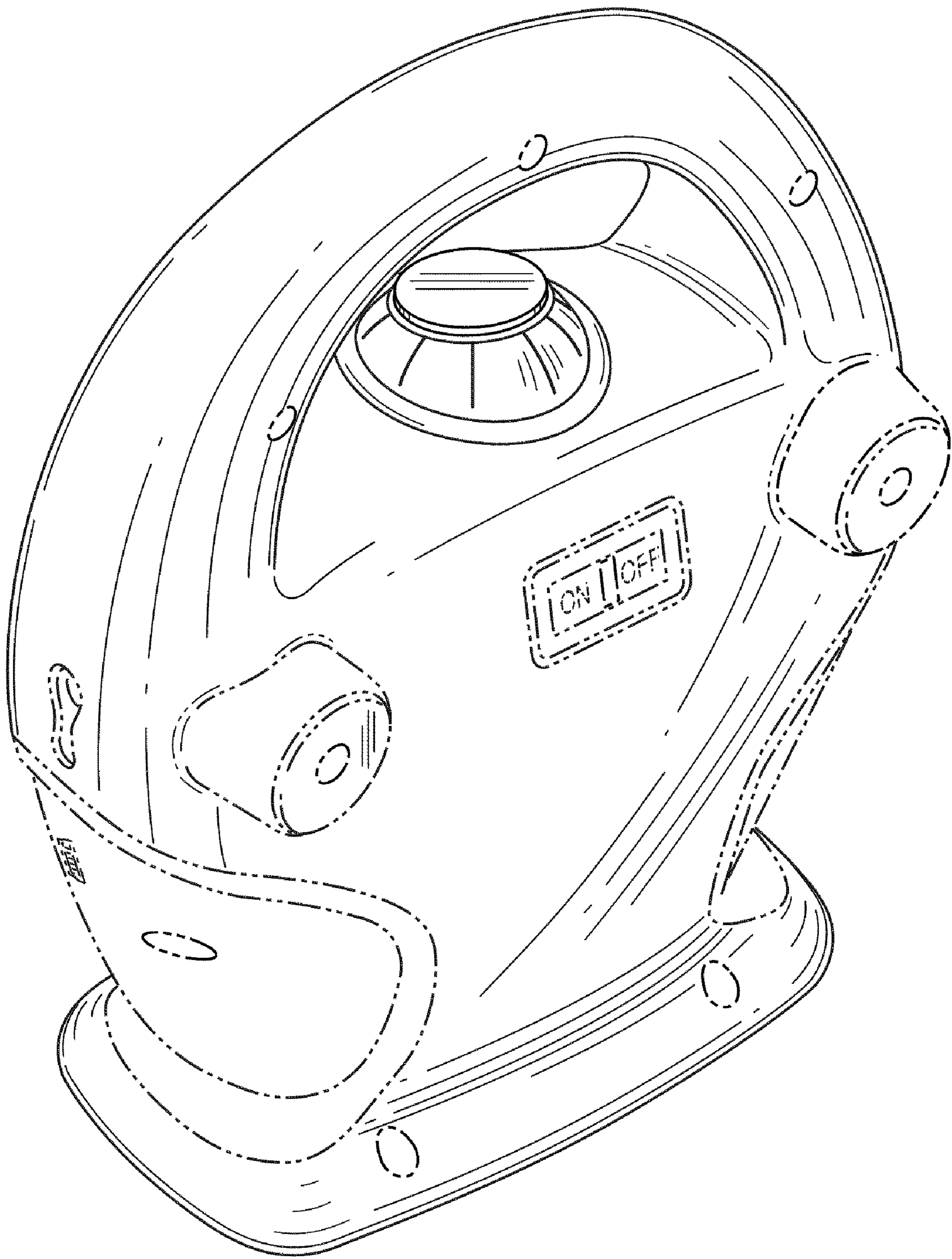


Fig. 2

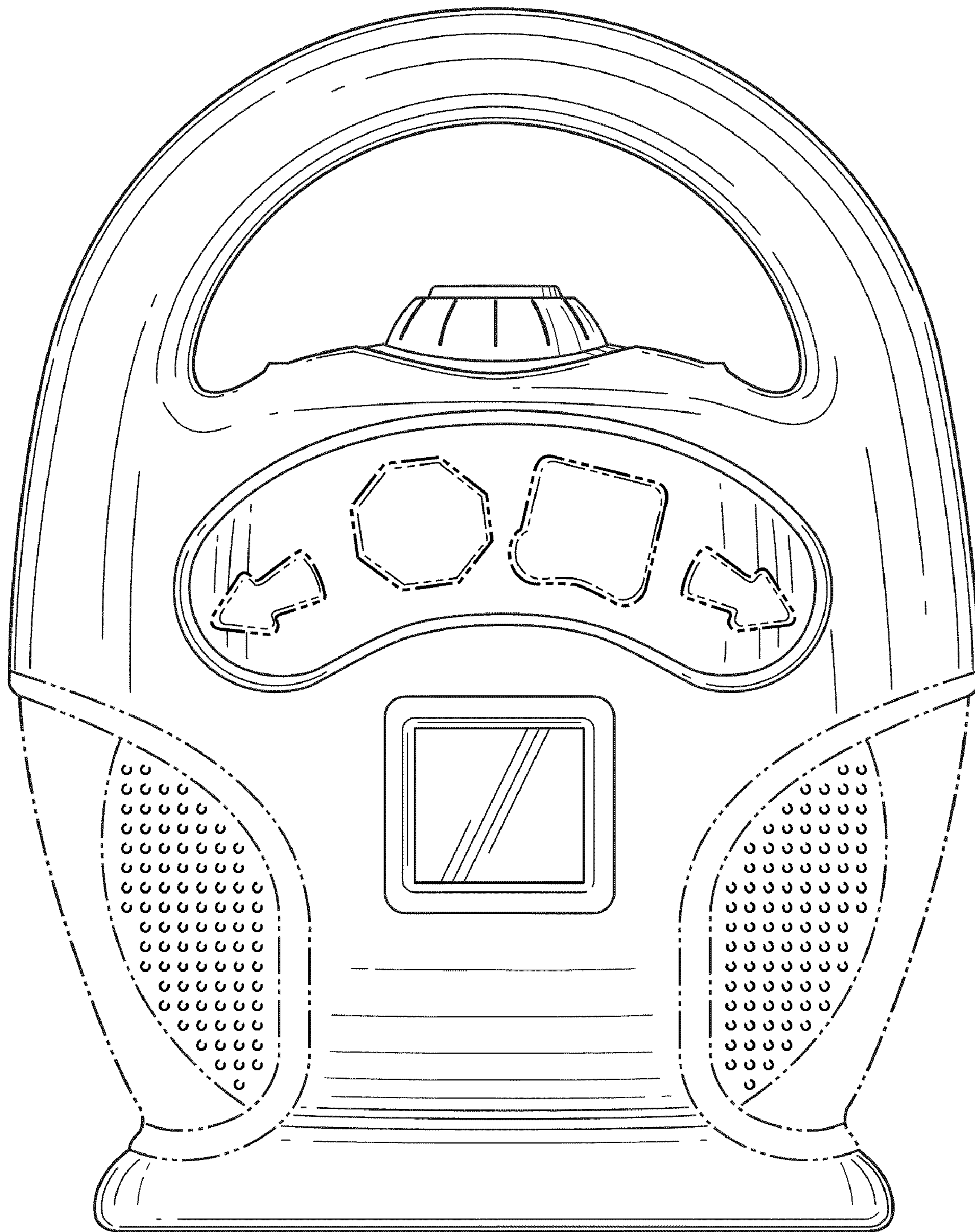


Fig. 3

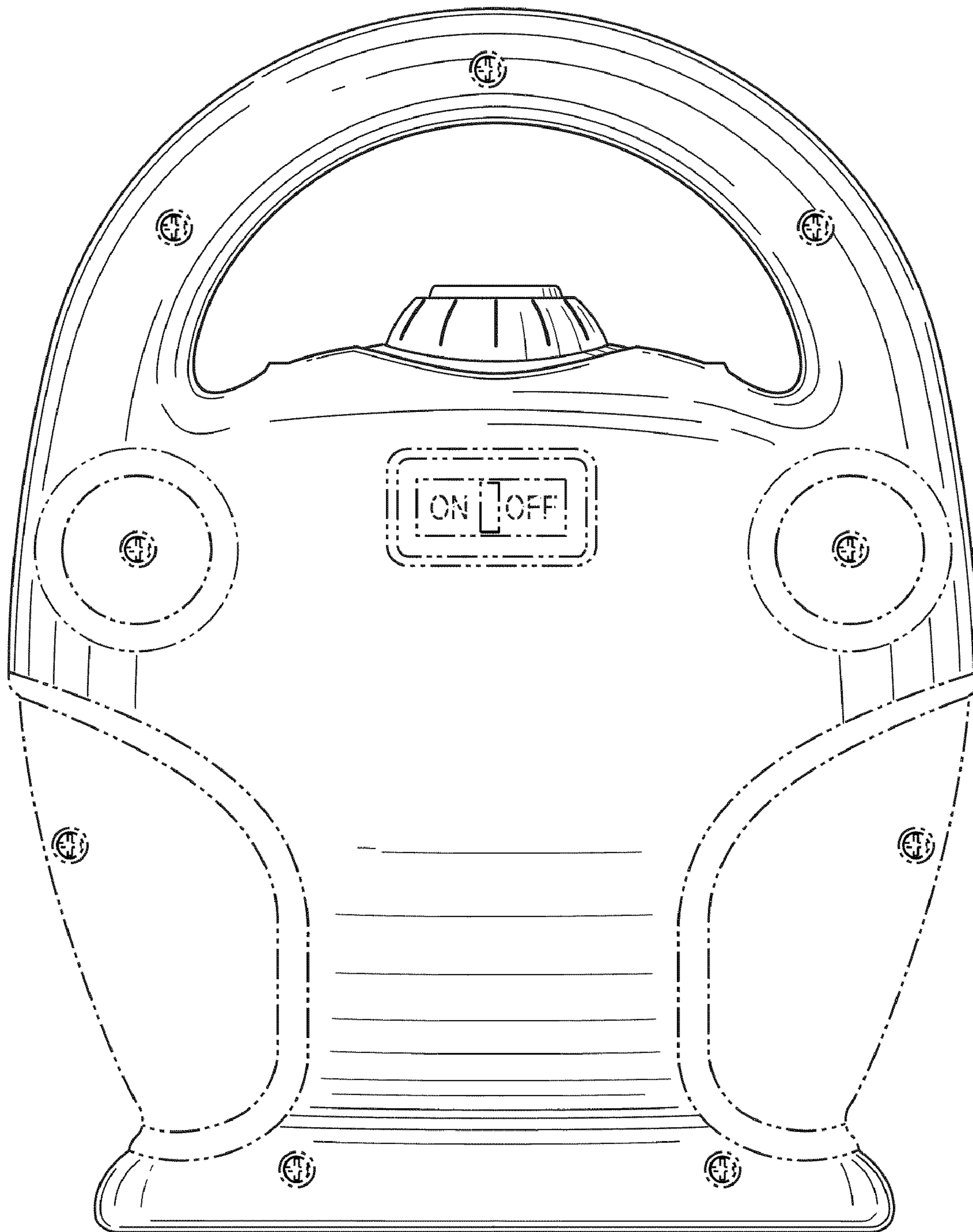


Fig. 4

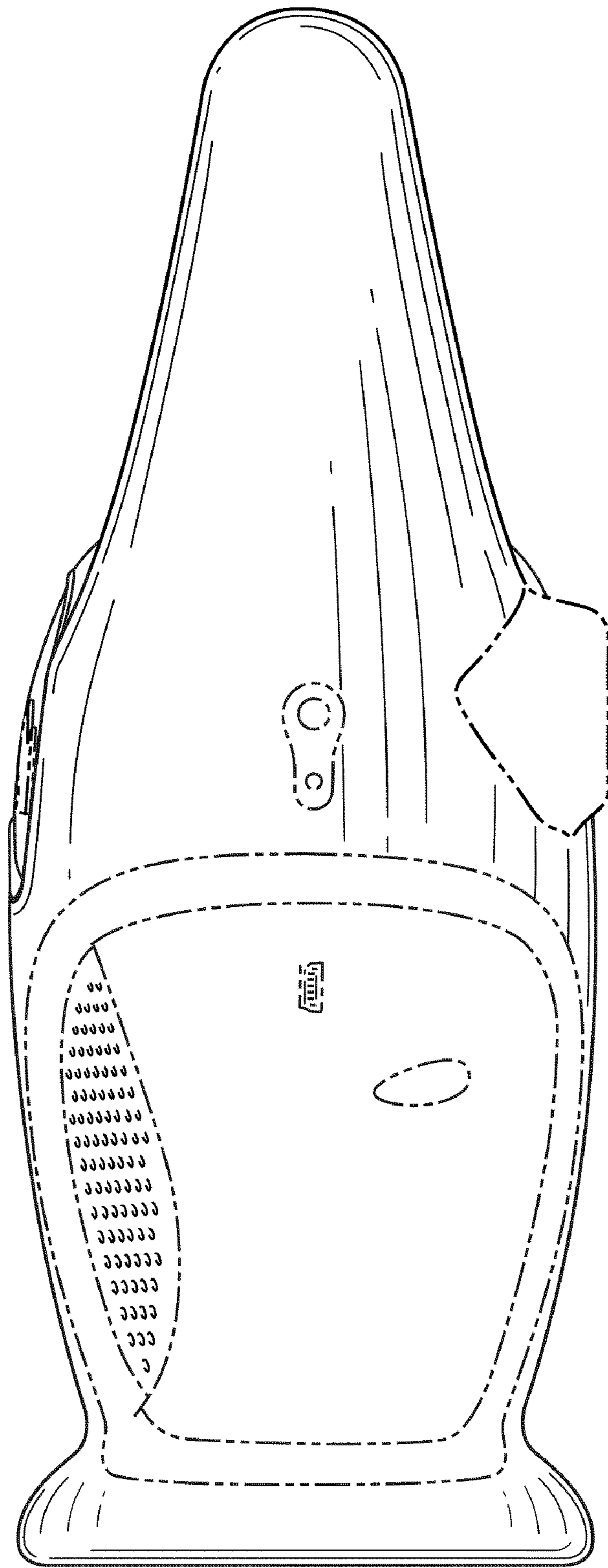


Fig. 5

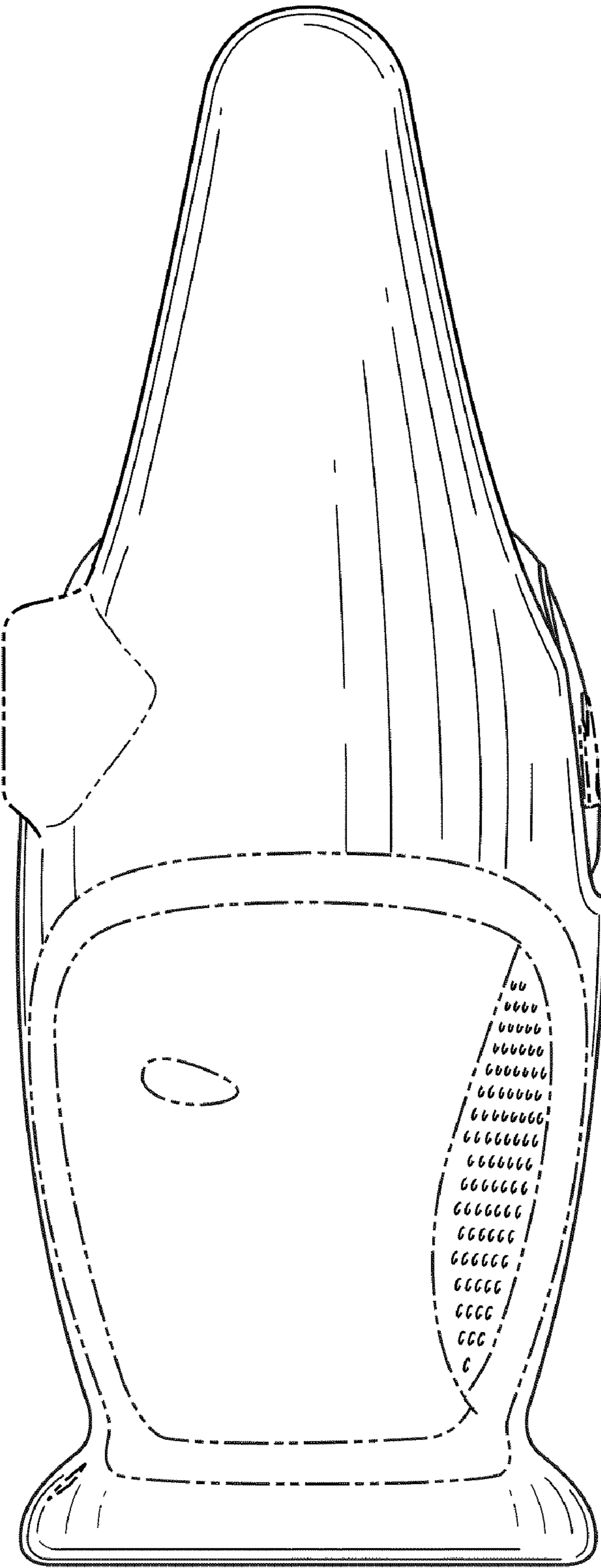


Fig. 6

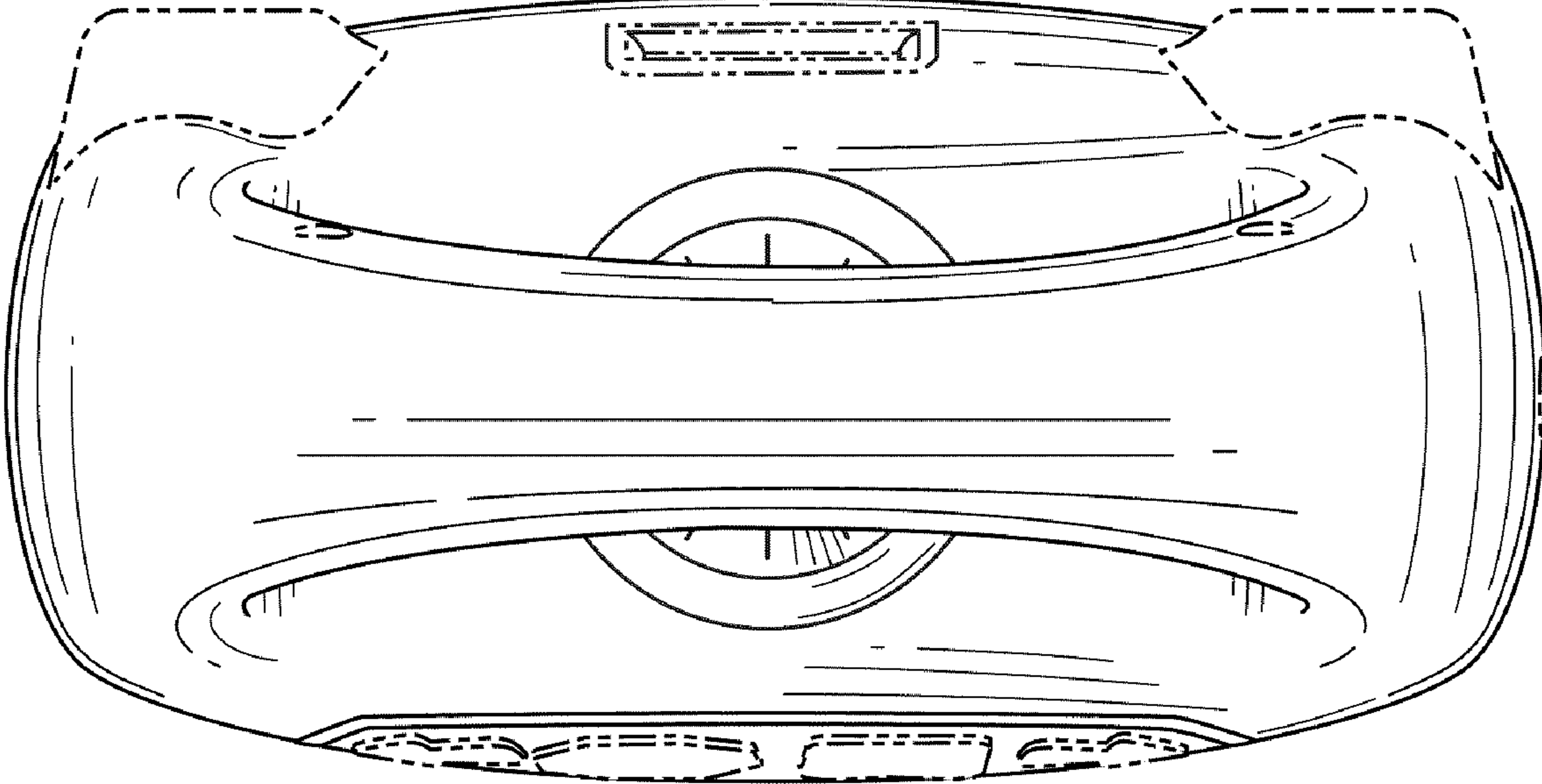


Fig. 7



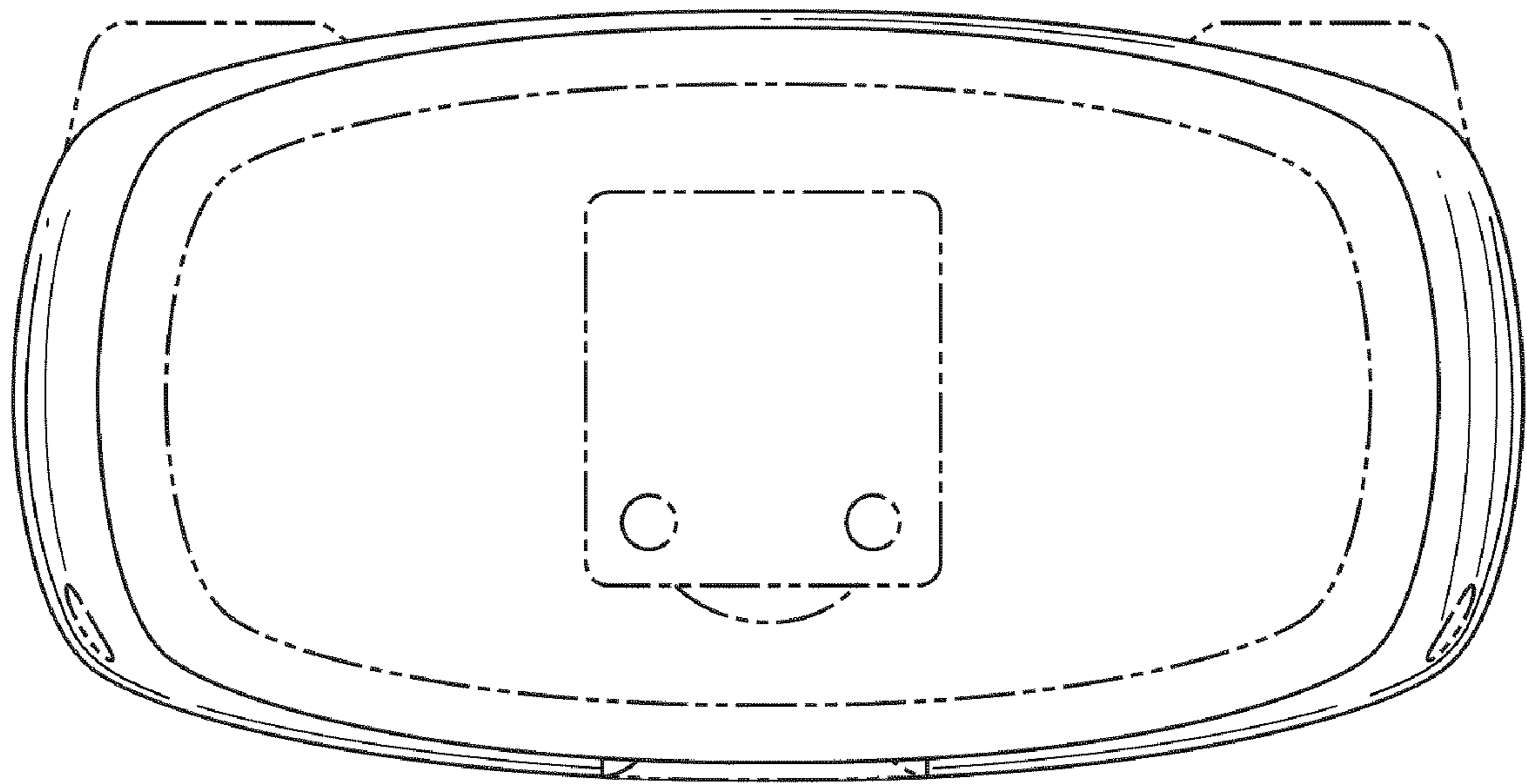


Fig. 8