



US00D606088S

(12) **United States Design Patent**
Yokouchi et al.

(10) **Patent No.:** **US D606,088 S**

(45) **Date of Patent:** **** Dec. 15, 2009**

(54) **DISPLAY SCREEN FOR A PORTABLE INFORMATION TERMINAL UNIT**

(75) Inventors: **Takato Yokouchi**, Tokyo (JP);
Tadatsugu Nunome, Koganei (JP);
Hideki Matsushima, Tokyo (JP)

(73) Assignee: **Kabushiki Kaisha Toshiba** (JP)

(**) Term: **14 Years**

(21) Appl. No.: **29/331,847**

(22) Filed: **Feb. 3, 2009**

(30) **Foreign Application Priority Data**

Dec. 25, 2008 (JP) 2008-032812

(51) **LOC (9) Cl.** **32-00**

(52) **U.S. Cl.** **D14/486**

(58) **Field of Classification Search** D14/485-495;
715/700, 706, 716, 719, 721, 727, 728, 730,
715/739, 768, 771, 773, 779, 780, 782, 793,
715/810, 812, 819, 821, 825, 828, 829, 835,
715/836, 837, 838, 839, 840, 841, 842, 843,
715/845, 846, 848, 861, 864, 867, 962, 976,
715/977; 345/902, 955, 960, 646, 473

See application file for complete search history.

(56) **References Cited**

U.S. PATENT DOCUMENTS

D426,206 S *	6/2000	Richter	D14/487
D444,793 S *	7/2001	Richter	D14/486
D492,694 S *	7/2004	Kates et al.	D14/486
D552,115 S *	10/2007	Suzuki	D14/485
D552,120 S *	10/2007	Arai	D14/486
D579,020 S *	10/2008	Aliaga	D14/485
7,577,919 B2 *	8/2009	Hoshino	715/781
2004/0246511 A1 *	12/2004	Wong et al.	358/1.13

2006/0288308 A1 *	12/2006	Enomoto et al.	715/811
2007/0028187 A1 *	2/2007	Katsuyama	715/810
2007/0033540 A1 *	2/2007	Bridges et al.	715/769
2007/0067738 A1 *	3/2007	Flynt et al.	715/810
2008/0235248 A1 *	9/2008	Krantz et al.	707/100

FOREIGN PATENT DOCUMENTS

JP	1231354	2/2005
KR	30-0474564	1/2008
KR	30-0491316	5/2008

OTHER PUBLICATIONS

Toshiba TG01, announced Jan. 2009, accessed Aug. 31, 2009, available at http://www.gsmarena.com/toshiba_tg01-2662.php.
NEC Catalog of Display of cellular phone N905iu.

* cited by examiner

Primary Examiner—Cathron C Brooks

Assistant Examiner—Angela J Lee

(74) *Attorney, Agent, or Firm*—Banner & Witcoff, Ltd.

(57) **CLAIM**

The ornamental design for a display screen for a portable information terminal unit, as shown and described.

DESCRIPTION

FIG. 1 is a front view of a display screen for a portable information terminal unit, showing our new design;

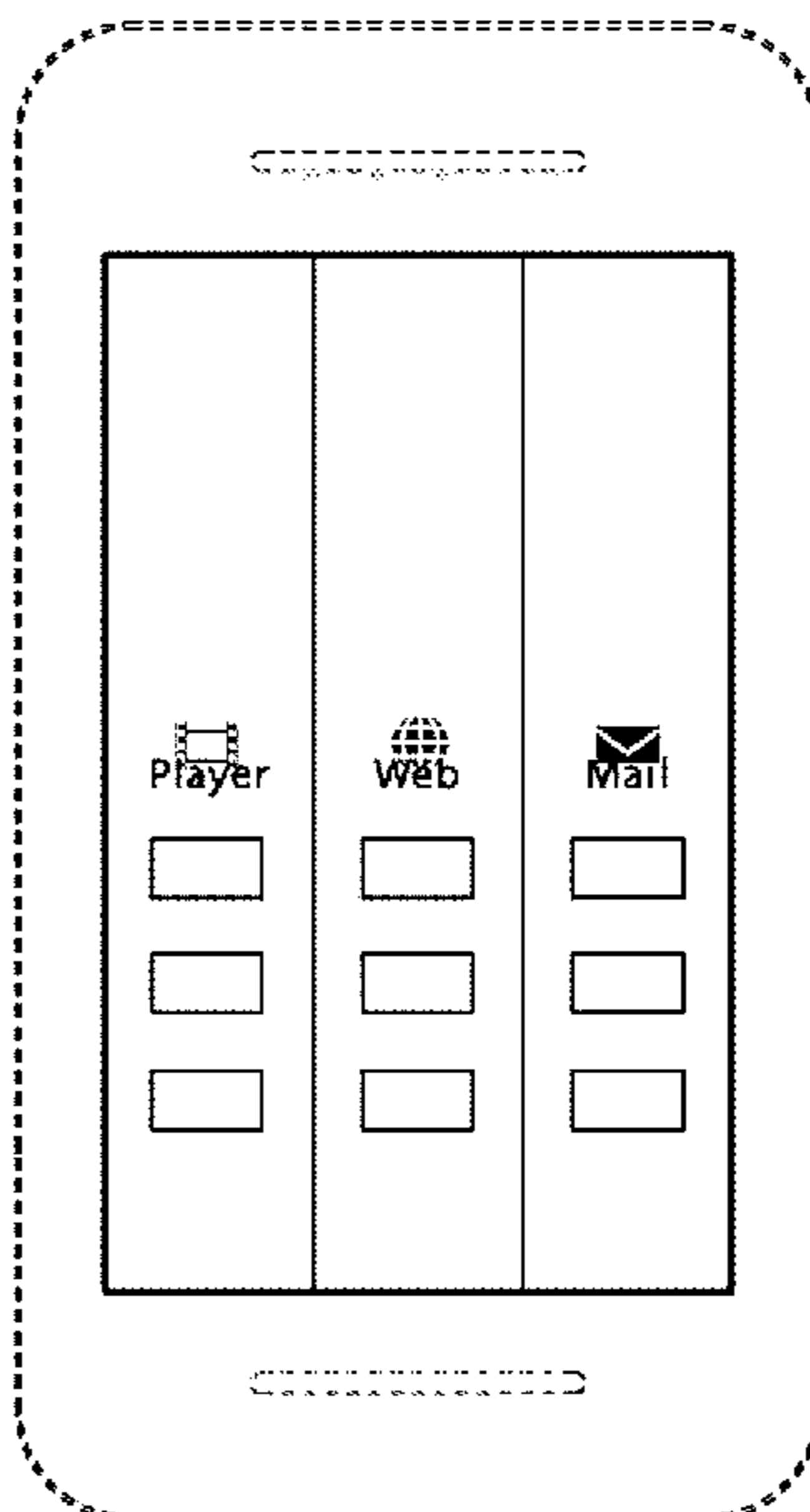
FIG. 2 is a top view thereof; the opposite side being a mirror image thereof;

FIG. 3 is a rear view thereof; and,

FIG. 4 is a right side view thereof; and the opposite side being a mirror image thereof.

The broken lines are for illustrative purposes only and form no part of the claimed design.

1 Claim, 2 Drawing Sheets



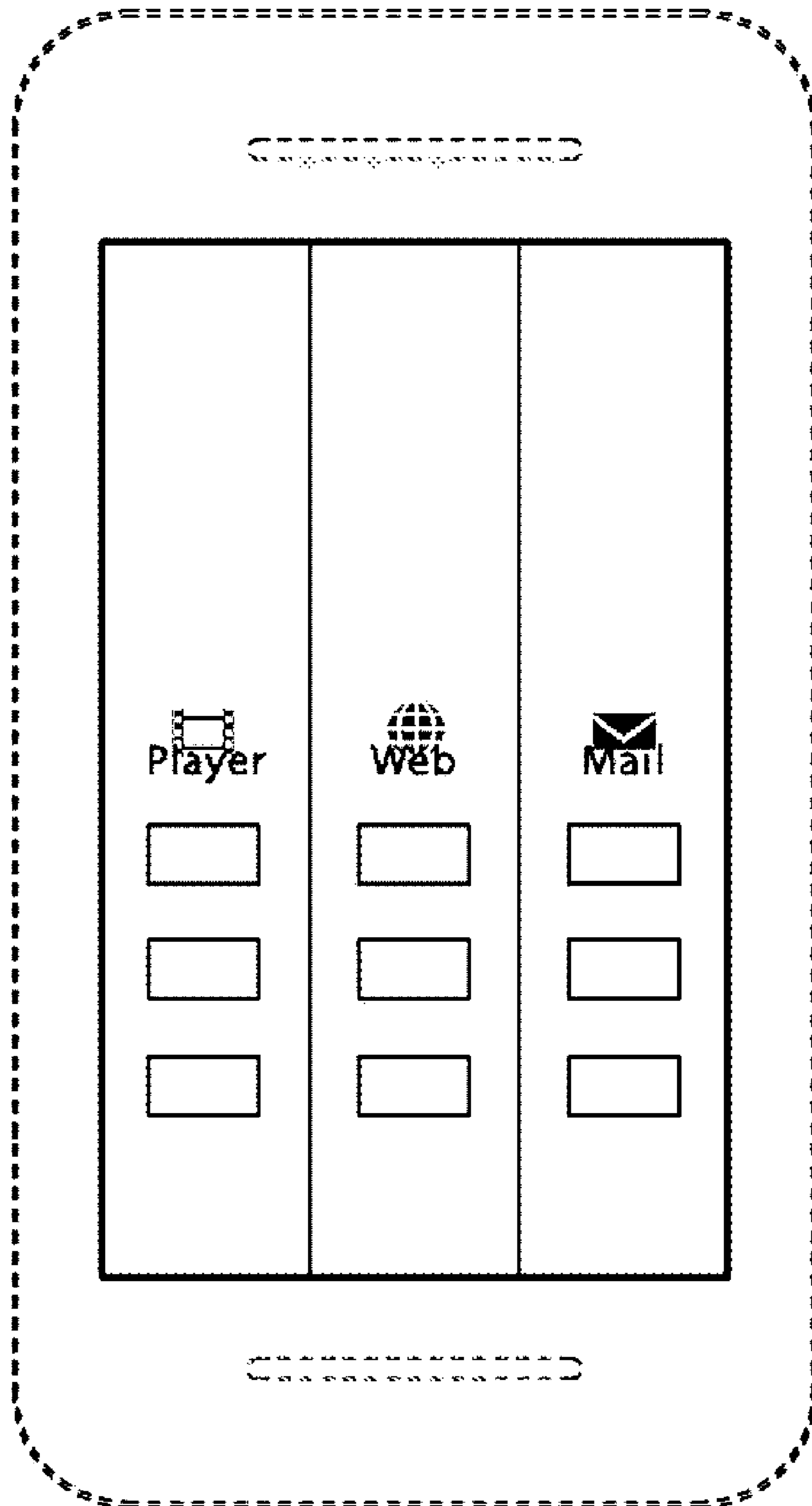


FIG. 1




FIG. 2




FIG. 3

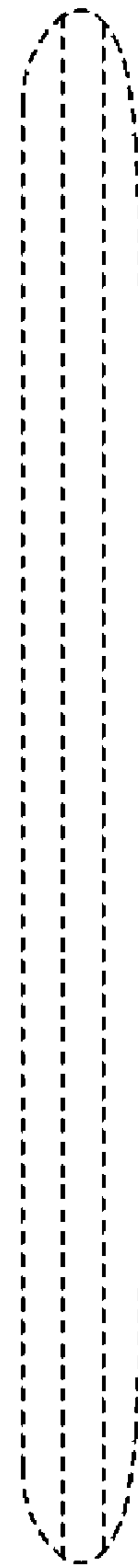


FIG. 4