



US00D606047S

(12) **United States Design Patent**
Lin

(10) **Patent No.:** **US D606,047 S**

(45) **Date of Patent:** **** Dec. 15, 2009**

(54) **MULTI-FUNCTIONAL REMOTE CONTROLLER**

(75) **Inventor:** **Chung-Hung Lin**, Syuejia Township, Tainan County (TW)

(73) **Assignee:** **Jow Tong Technology Co., Ltd.**, Tainan Hsien (TW)

(**) **Term:** **14 Years**

(21) **Appl. No.:** **29/311,250**

(22) **Filed:** **Jan. 29, 2009**

(51) **LOC (9) Cl.** **14-03**

(52) **U.S. Cl.** **D14/218**

(58) **Field of Classification Search** D14/218, D14/455; D13/168; D21/566; D10/104, D10/106; 345/169; 348/14.05, 114, 211.99, 348/734; 340/825.24; 341/22; 455/92, 95, 455/128, 151.1–151.4, 352, 355, FOR. 121; 700/65

See application file for complete search history.

(56) **References Cited**

U.S. PATENT DOCUMENTS

D344,537 S *	2/1994	Tsuchida et al.	D18/19
D352,506 S *	11/1994	Kawamoto et al.	D14/218
D418,820 S *	1/2000	Shintani et al.	D13/168
D426,826 S *	6/2000	Uehara	D14/218

D470,137 S *	2/2003	Everett et al.	D14/342
D487,452 S *	3/2004	Coon et al.	D14/218
D490,421 S *	5/2004	Everett et al.	D14/342
D589,496 S *	3/2009	Legrand	D14/218
2002/0021285 A1 *	2/2002	Leman	345/168

* cited by examiner

Primary Examiner—T. Chase Nelson

Assistant Examiner—John Windmuller

(74) *Attorney, Agent, or Firm*—Rosenberg, Klein & Lee

(57) **CLAIM**

The ornamental design for a multi-functional remote controller, as shown and described.

DESCRIPTION

FIG. 1 is a perspective view of a multi-functional remote controller showing my new design;

FIG. 2 is a front elevational view thereof;

FIG. 3 is a rear elevational view thereof;

FIG. 4 is a left side elevational view thereof;

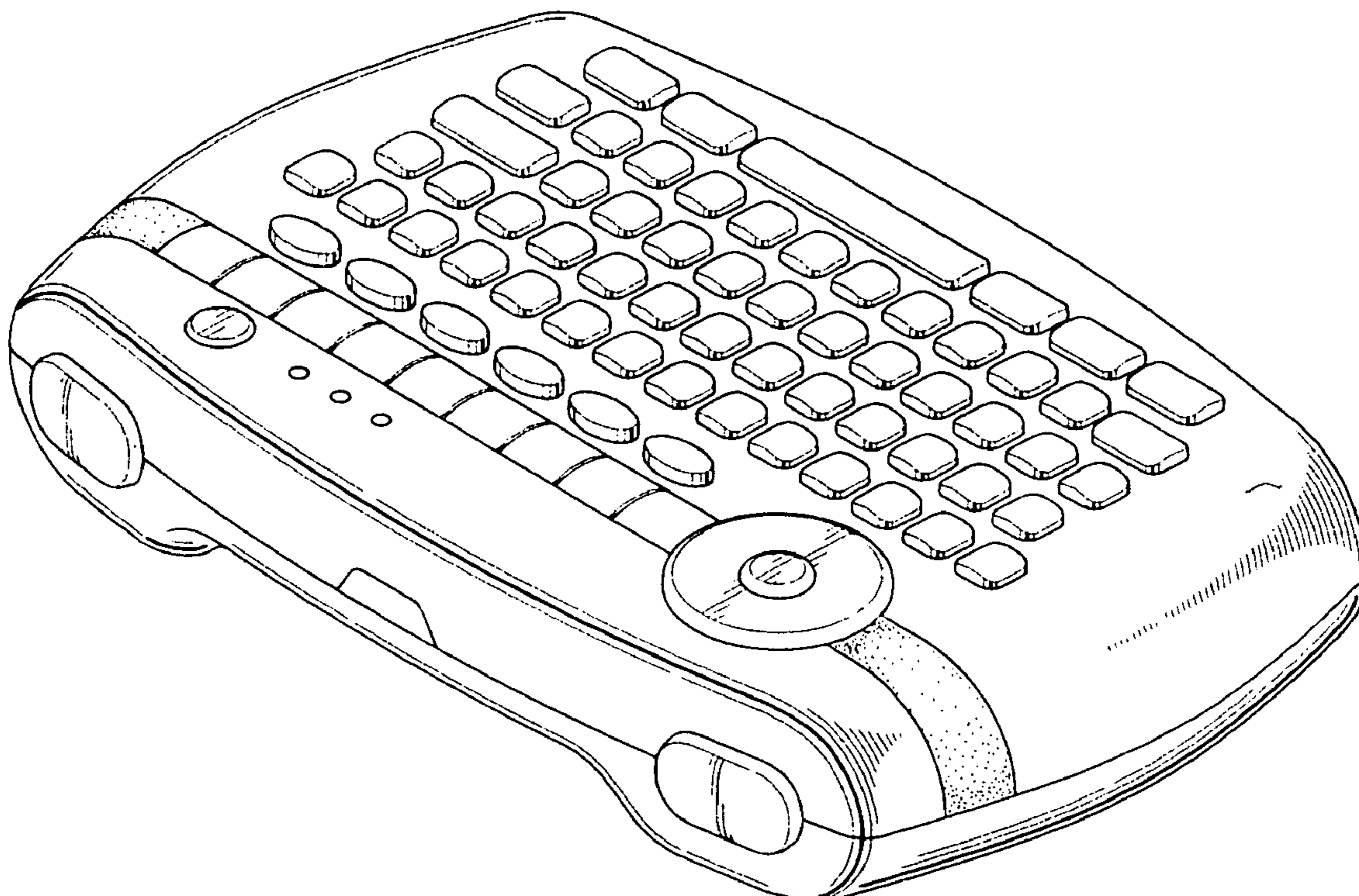
FIG. 5 is a right side elevational view thereof;

FIG. 6 is a top plan view thereof; and,

FIG. 7 is a bottom plan view thereof.

The broken lines in FIG. 7 depict a portion of the remote controller that forms no part of the claimed design.

1 Claim, 7 Drawing Sheets



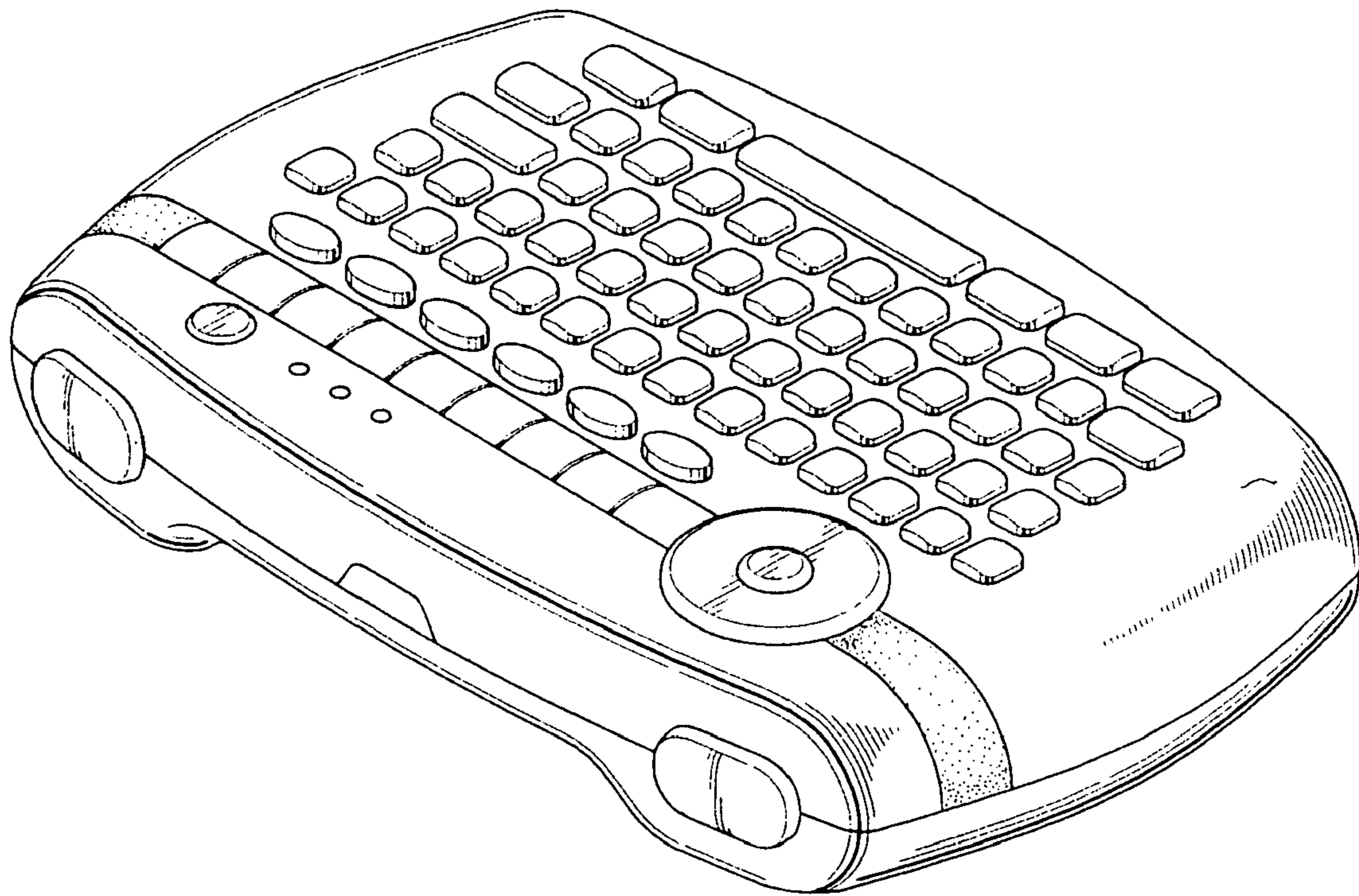


FIG . 1

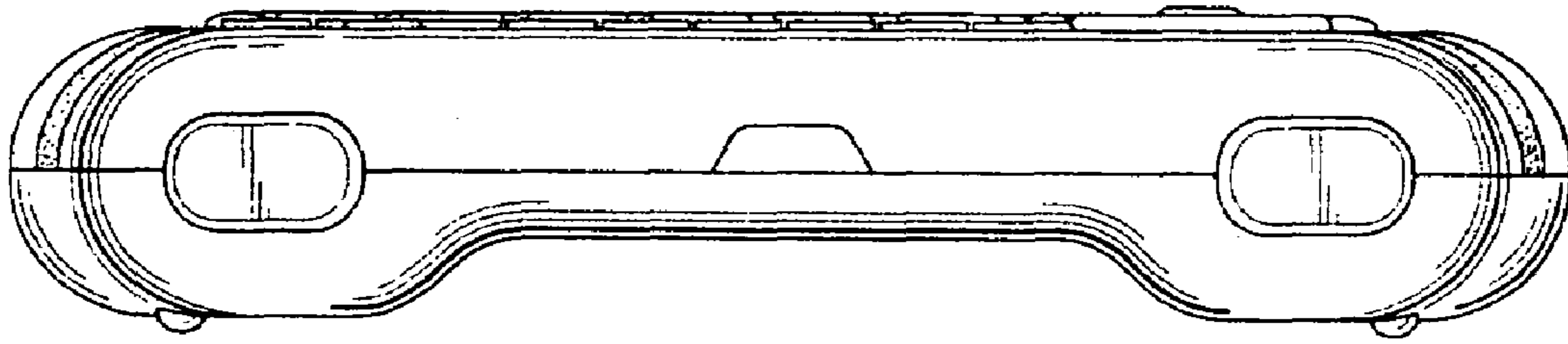


FIG . 2

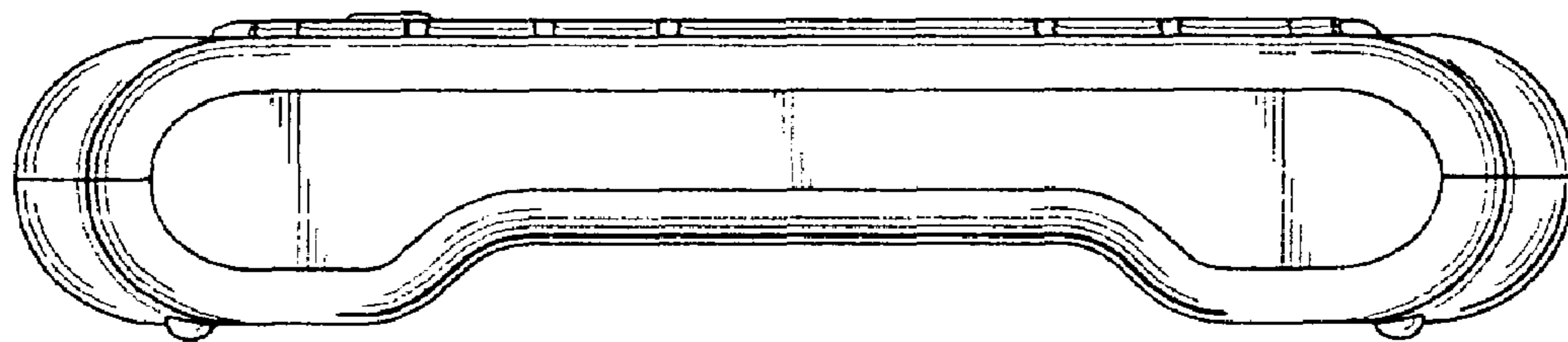


FIG . 3




FIG . 4




FIG . 5

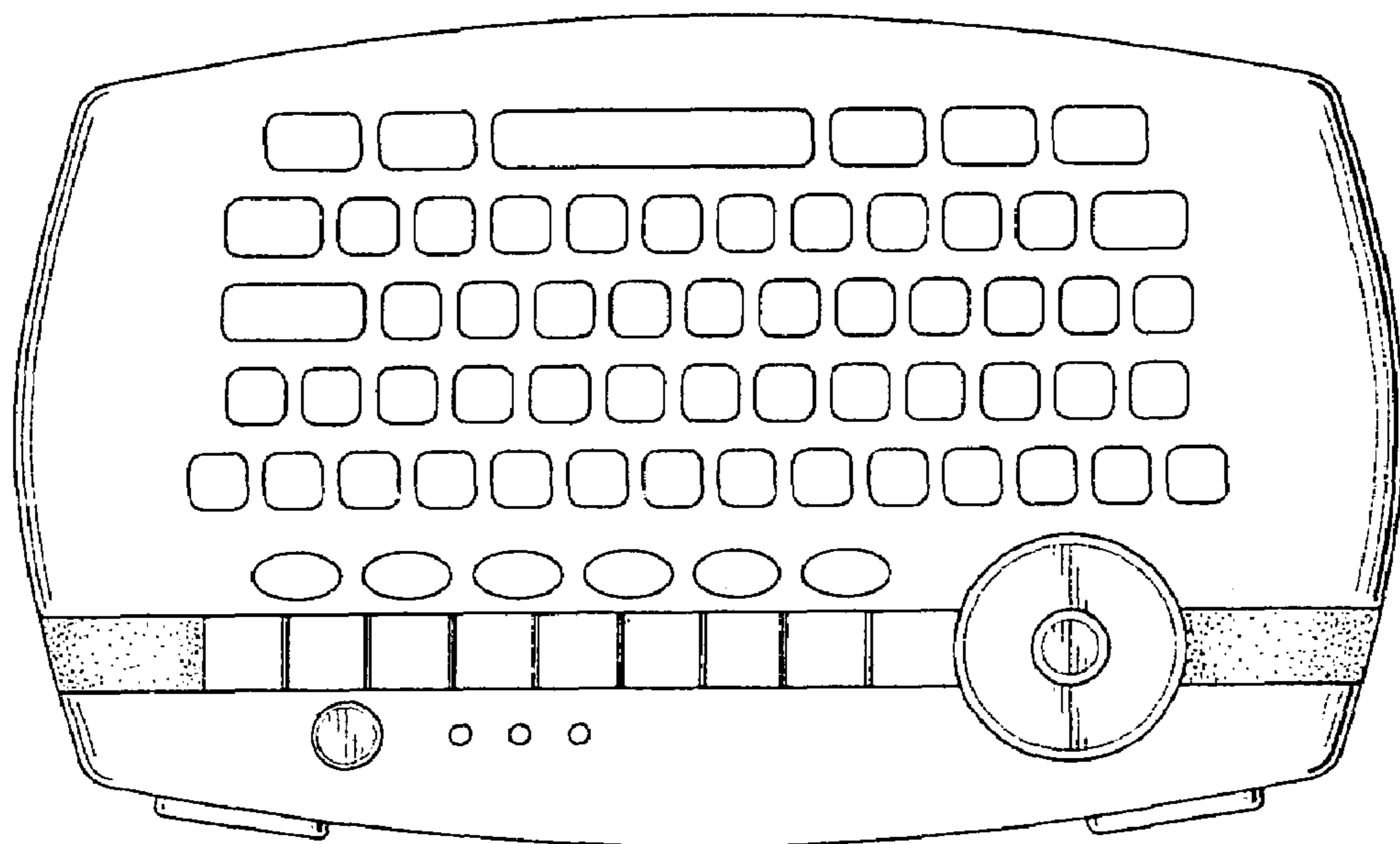


FIG . 6

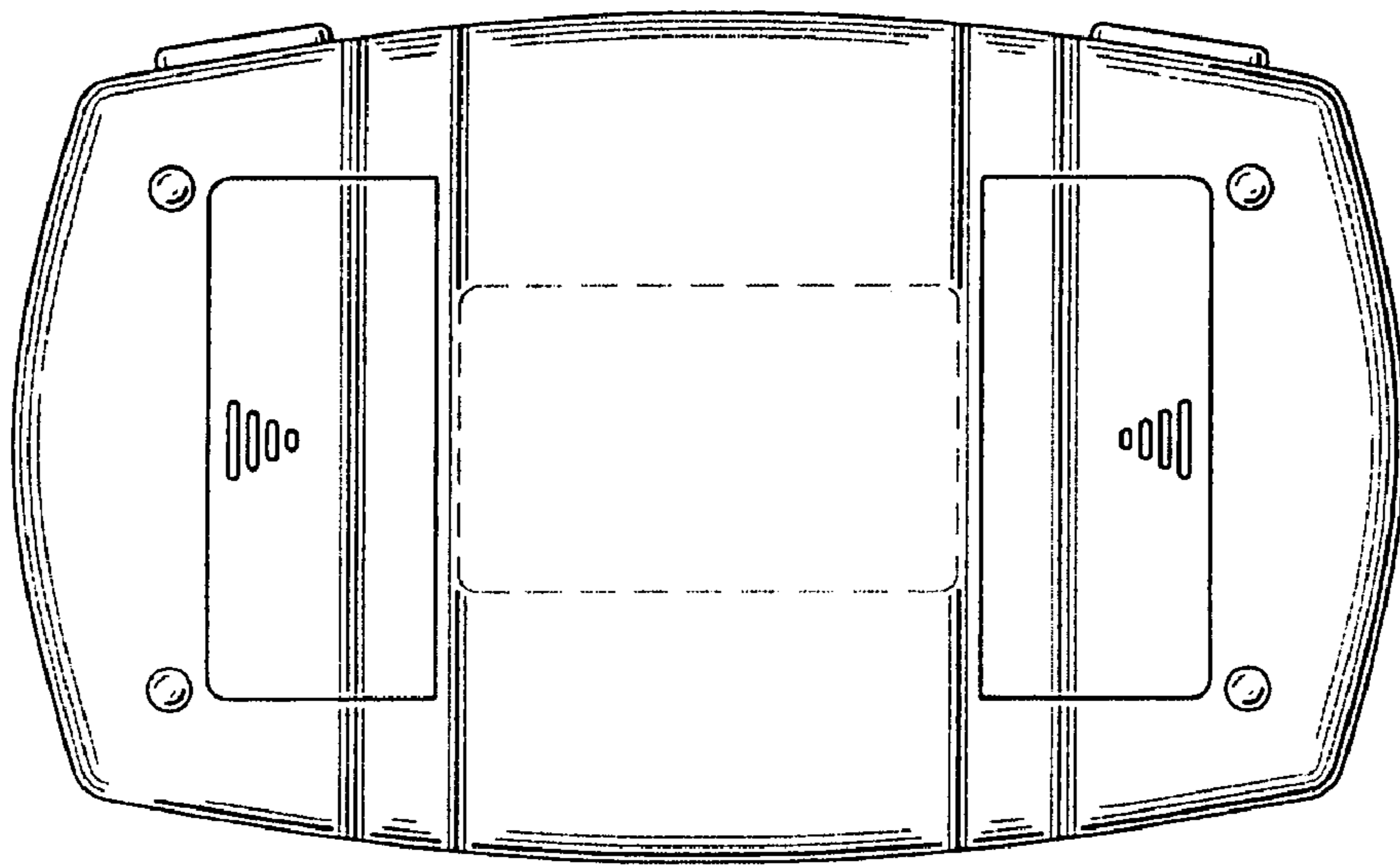


FIG . 7