



US00D606017S

(12) **United States Design Patent**  
**Charlson et al.**

(10) **Patent No.:** **US D606,017 S**  
(45) **Date of Patent:** **\*\* Dec. 15, 2009**

(54) **CONVECTION COOLED FREQUENCY CONVERTER**

(75) Inventors: **Simon Charlson**, Manchester (GB);  
**Lyndon Shenton**,  
Newcastle-Under-Lyme (GB); **Jürgen Wagner**, Stein (DE)

(73) Assignee: **Siemens Aktiengesellschaft**, München (DE)

(\*\*) Term: **14 Years**

(21) Appl. No.: **29/277,307**

(22) Filed: **Feb. 21, 2007**

(30) **Foreign Application Priority Data**

Aug. 21, 2006 (EM) ..... 000585112

(51) **LOC (9) Cl.** ..... **13-02**

(52) **U.S. Cl.** ..... **D13/110**

(58) **Field of Classification Search** ..... D13/110,  
D13/123, 182, 184, 199; 307/150, 151; 361/704,  
361/707, 717-720, 752, 790; 363/35, 37,  
363/141, 144

See application file for complete search history.

(56) **References Cited**

**U.S. PATENT DOCUMENTS**

- D344,928 S \* 3/1994 Vinciarelli et al. .... D13/110
- D363,056 S \* 10/1995 Vinciarelli et al. .... D13/110
- D365,081 S \* 12/1995 Rodriguez ..... D13/110
- D371,110 S \* 6/1996 Harris et al. .... D13/110
- 5,835,350 A \* 11/1998 Stevens ..... 361/704

- 6,459,586 B1 \* 10/2002 Miller et al. .... 361/719
- D465,199 S \* 11/2002 Tomioka ..... D13/110
- D490,785 S \* 6/2004 Boylan et al. .... D13/182
- D494,539 S \* 8/2004 Alcantar et al. .... D13/110
- D510,320 S \* 10/2005 Tuomola et al. .... D13/110
- D510,906 S \* 10/2005 Vinciarelli et al. .... D13/110

\* cited by examiner

*Primary Examiner*—Prabhakar Deshmukh

*Assistant Examiner*—Derrick Holland

(74) *Attorney, Agent, or Firm*—Ursula B. Day; Henry M. Feiereisen

(57) **CLAIM**

The ornamental design for a convection cooled frequency converter, as shown and described.

**DESCRIPTION**

FIG. 1 is a front elevation view of a convection cooled frequency converter showing our new design;

FIG. 2 is a rear elevational view thereof;

FIG. 3 is a top plan view thereof;

FIG. 4 is a bottom plan view thereof;

FIG. 5 is a right side elevational view thereof;

FIG. 6 is a left side elevational view thereof; and,

FIG. 7 is a perspective view thereof.

The broken lines shown represent unclaimed subject matter and form no part of the claimed design.

The SIEMENS name forming part of the claimed design is a registered trademark of Siemens Aktiengesellschaft Company.

**1 Claim, 7 Drawing Sheets**

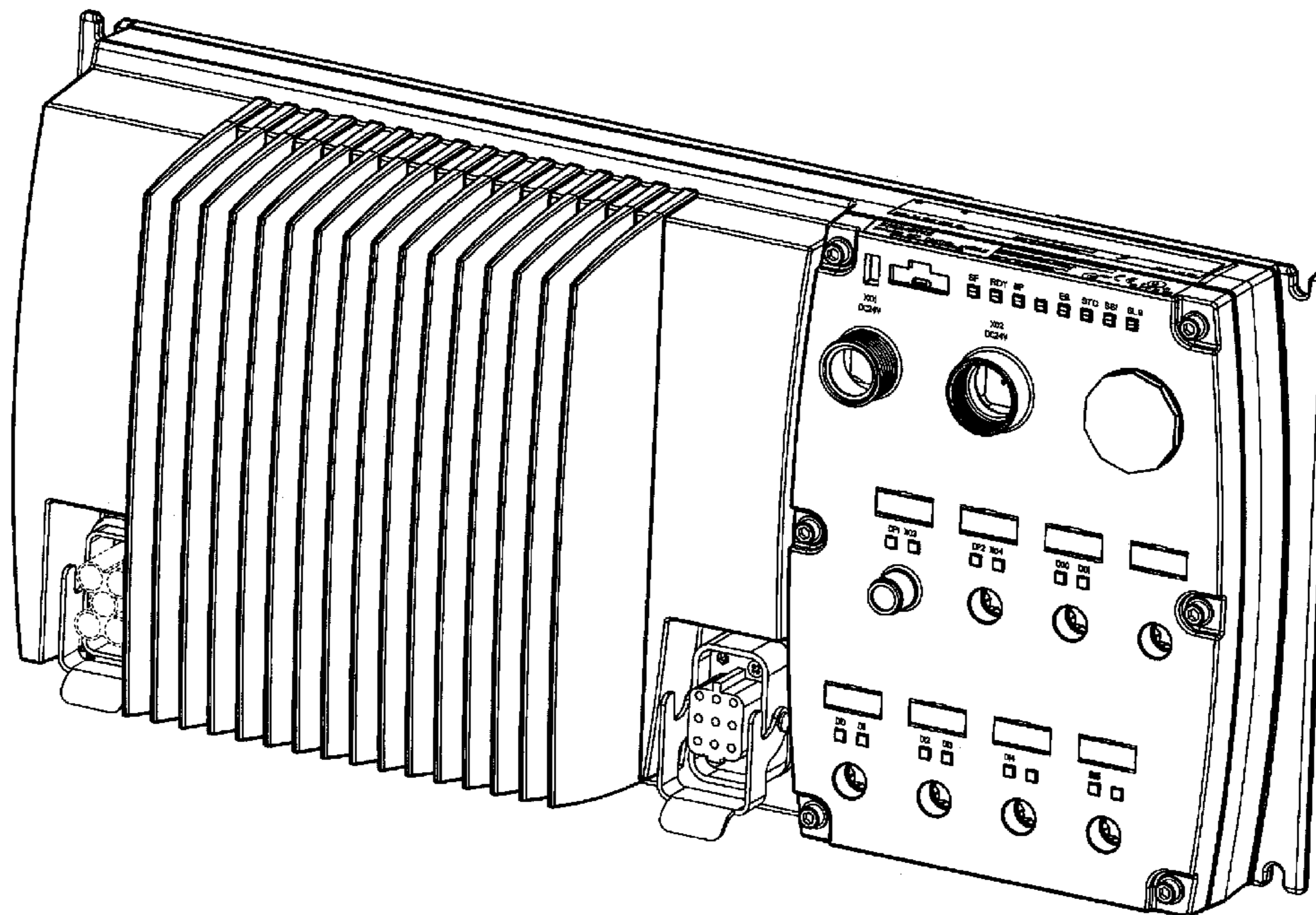


FIG 1

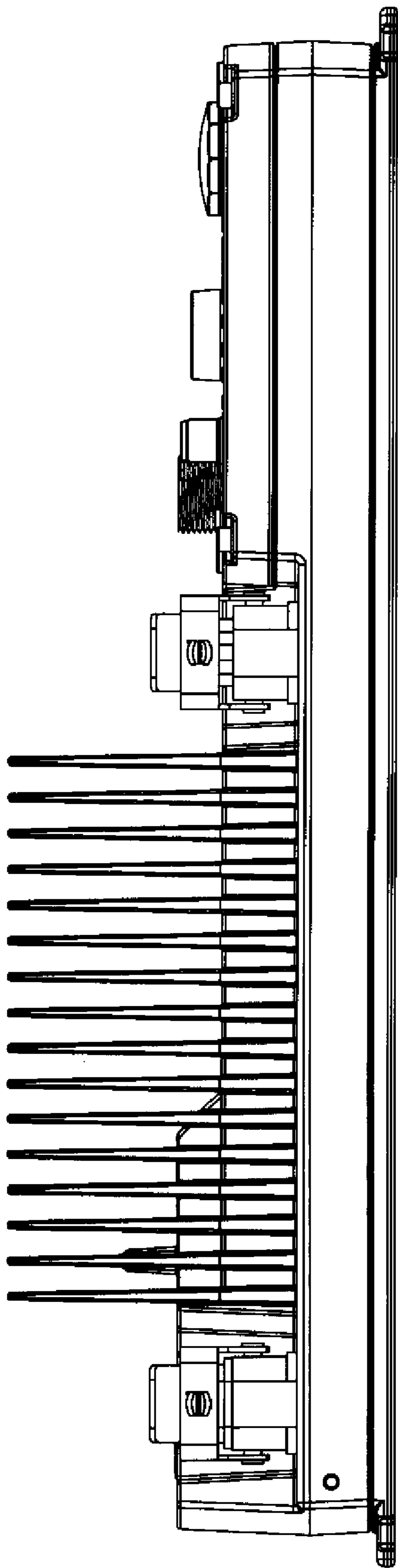


FIG 2

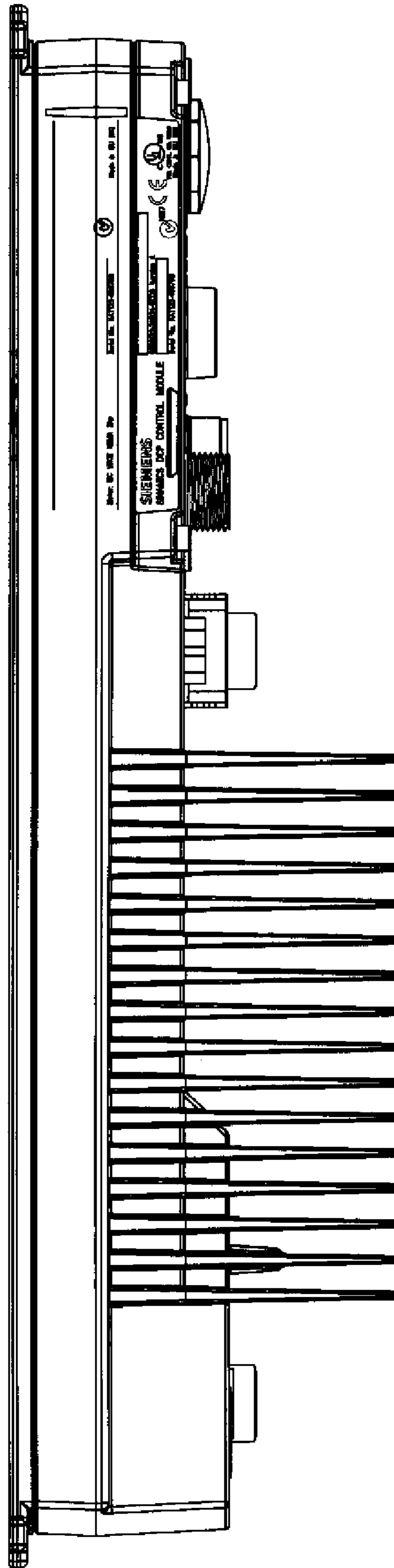


FIG 3

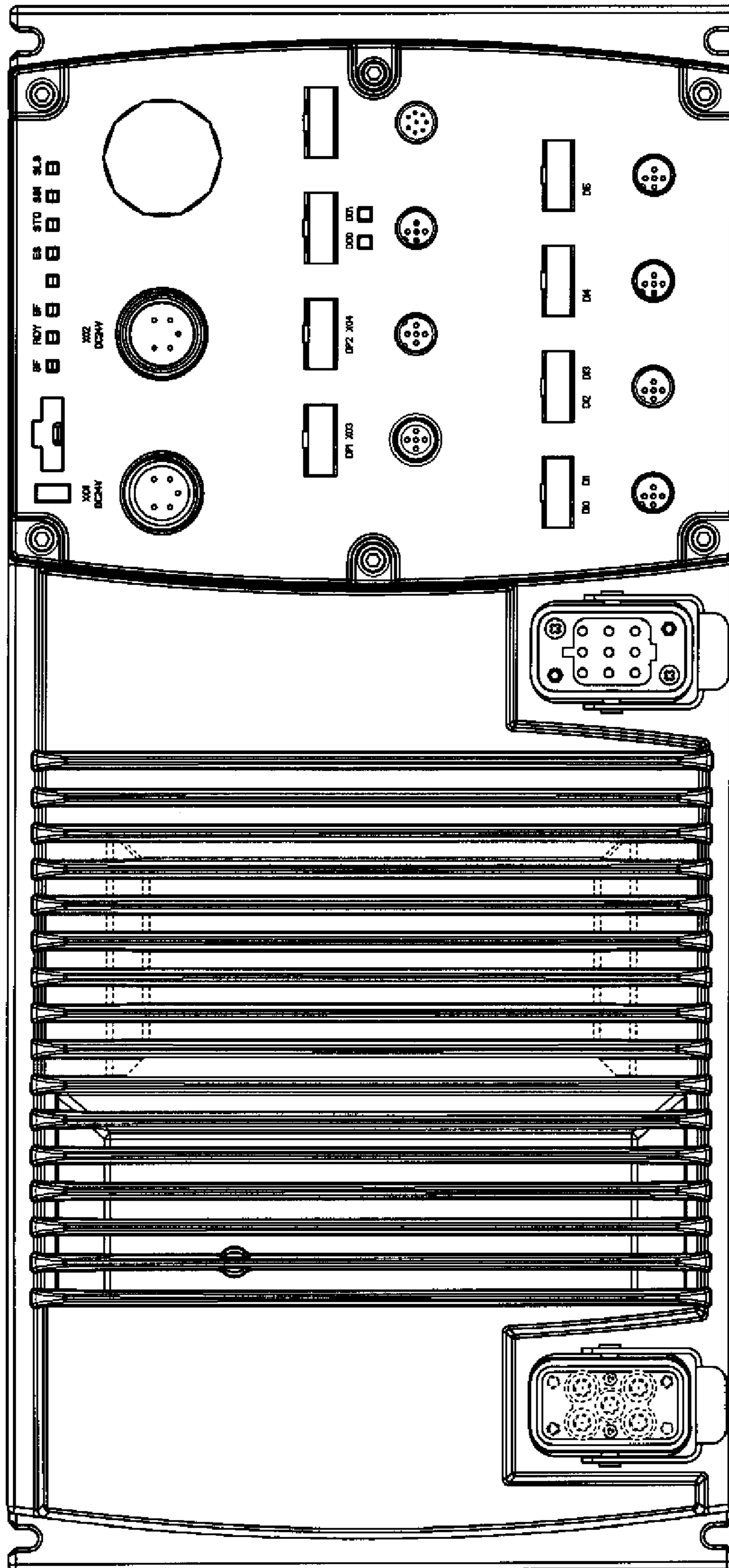


FIG 4




FIG 5




FIG 6

