



US00D605995S

(12) **United States Design Patent**
Woolley et al.

(10) **Patent No.:** **US D605,995 S**

(45) **Date of Patent:** **** Dec. 15, 2009**

(54) **VEHICLE MIRROR**

(75) Inventors: **Richard Woolley**, West Midlands (GB);
Earl Lucas, Southfield, MI (US); **Dean Carbis**, Birmingham, MI (US); **Dong Park**, Royal Oak, MI (US); **Michael Boyd**, Detroit, MI (US)

(73) Assignee: **Ford Motor Company**, Dearborn, MI (US)

(**) Term: **14 Years**

(21) Appl. No.: **29/306,456**

(22) Filed: **Apr. 9, 2008**

(51) **LOC (9) Cl.** **12-16**

(52) **U.S. Cl.** **D12/187**

(58) **Field of Classification Search** D12/187-199,
D12/96; D6/300, 309; 359/838, 841, 843,
359/844, 868, 871, 872, 877, 604, 881, 514,
359/866; 248/475.1, 479-483

See application file for complete search history.

(56) **References Cited**

U.S. PATENT DOCUMENTS

4,512,633	A *	4/1985	Manzoni	359/876
D506,169	S *	6/2005	Pfeiffer et al.	D12/187
7,104,662	B2 *	9/2006	Kawanishi	359/871
D551,143	S *	9/2007	Leclercq	D12/187
D569,774	S *	5/2008	Gresens et al.	D12/187
2002/0048100	A1 *	4/2002	Hoek	359/870
2002/0141085	A1 *	10/2002	Whitehead et al.	359/841

2003/0026012	A1 *	2/2003	Pavao	359/872
2003/0147164	A1 *	8/2003	Chan	359/868
2005/0180032	A1 *	8/2005	Seguchi et al.	359/838

OTHER PUBLICATIONS

U.S. Appl. No. 29/250,330, filed Nov. 10, 2006, Golden.
Paris 2006 Mondeo Break Concept, <http://www.a2mac1.net>.
Detroit 2008 Auto Show Verve Concept, <http://www.a2mac1.net>.

* cited by examiner

Primary Examiner—Caron Veynar

Assistant Examiner—Katrina A Kile

(74) *Attorney, Agent, or Firm*—Damian Porcari

(57) **CLAIM**

An ornamental design for a vehicle mirror, shown and described.

DESCRIPTION

FIG. 1 is a left side perspective view a left vehicle mirror (both the left and right mirrors being mirror images and only one is shown);

FIG. 2 is a left side elevational view of the vehicle mirror;

FIG. 3 is right side elevational view of the vehicle mirror;

FIG. 4 is a front elevational view of the vehicle mirror;

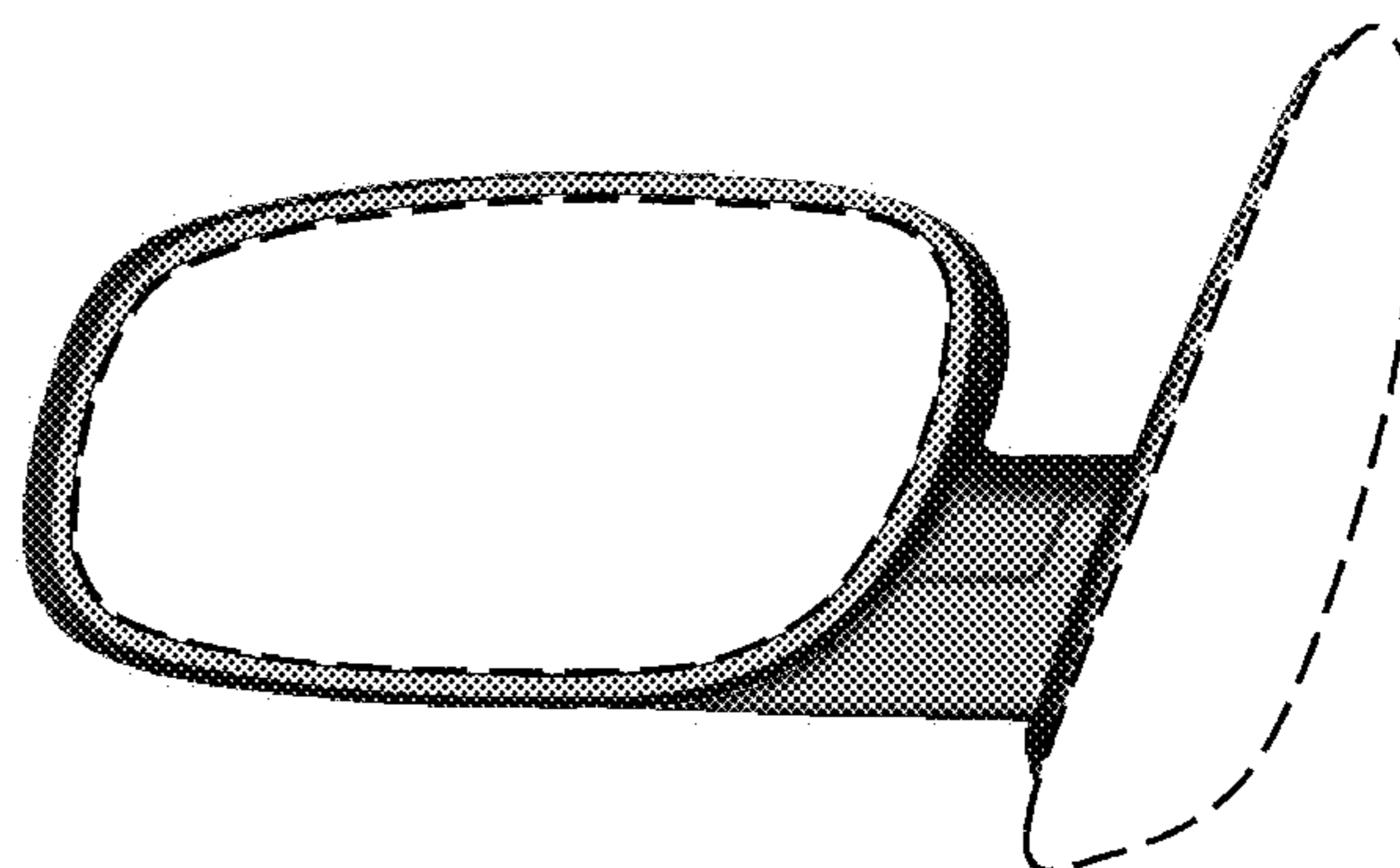

FIG. 5 is a rear elevational view of the vehicle mirror;

FIG. 6 is a top plan view of the vehicle mirror; and,

FIG. 7 is a bottom plan view of the vehicle.

The broken line represents an internal boundary of the design, the line itself and the area within forming no part of the claim.

1 Claim, 7 Drawing Sheets



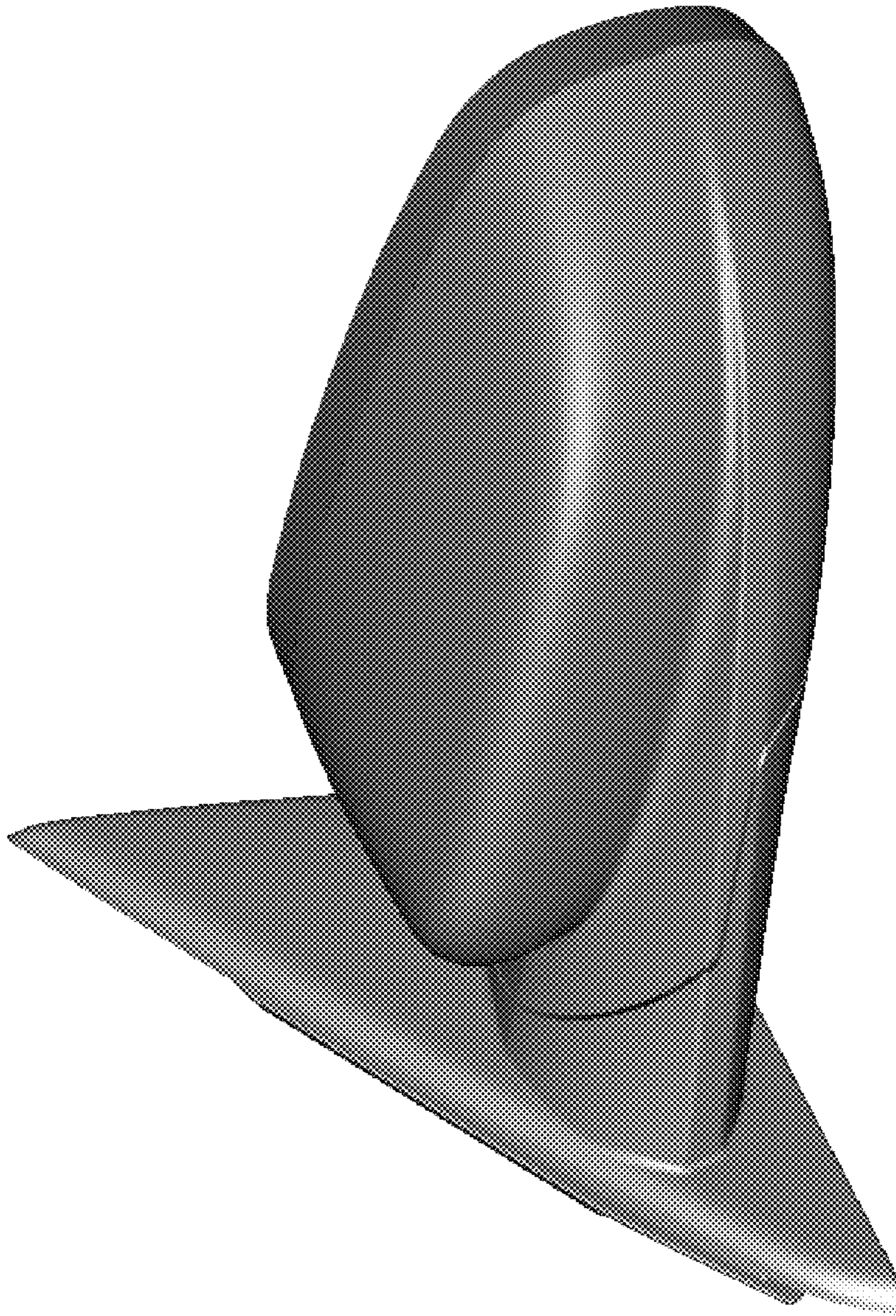


Fig 1




Fig 2

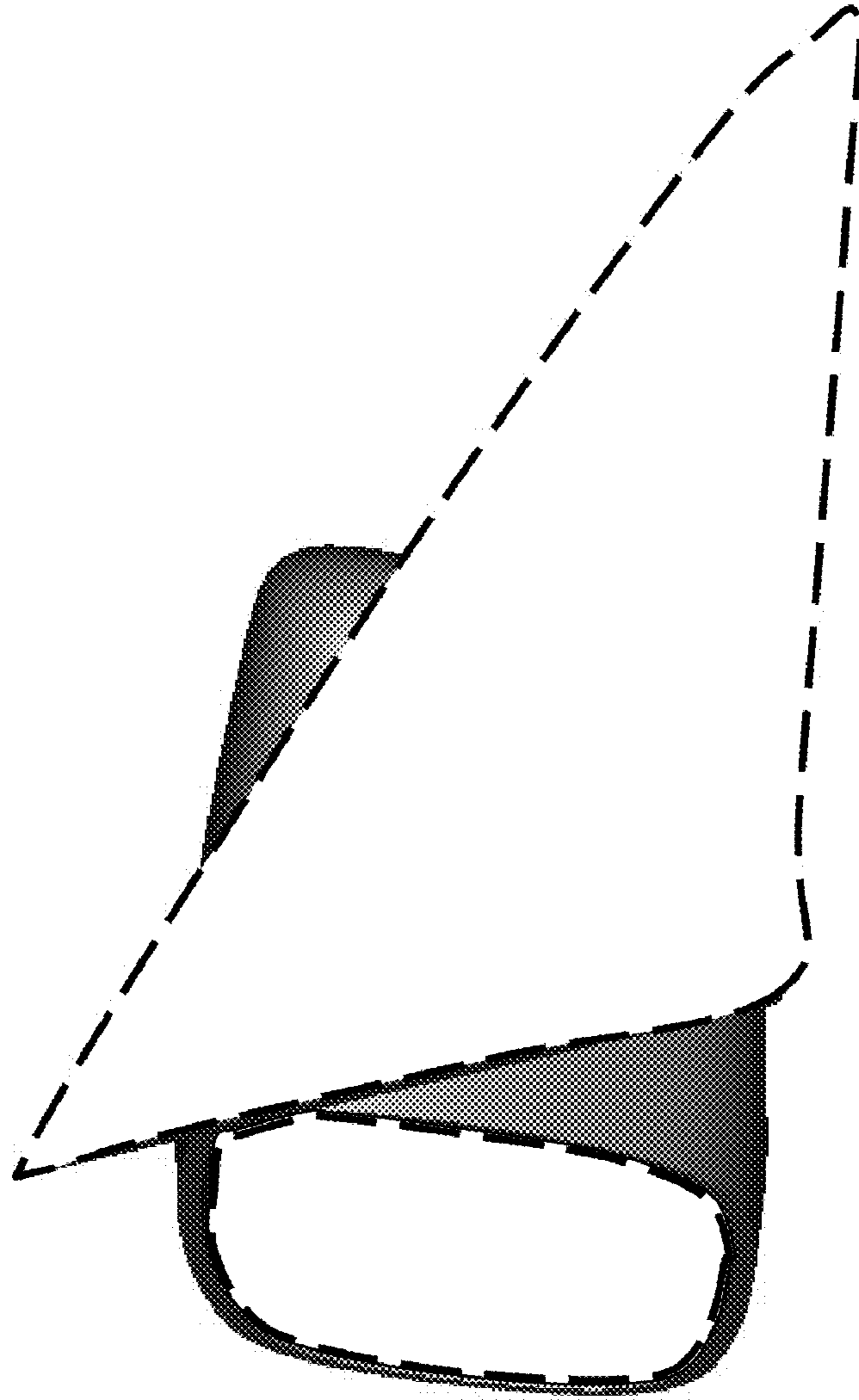


Fig 3




Fig 4

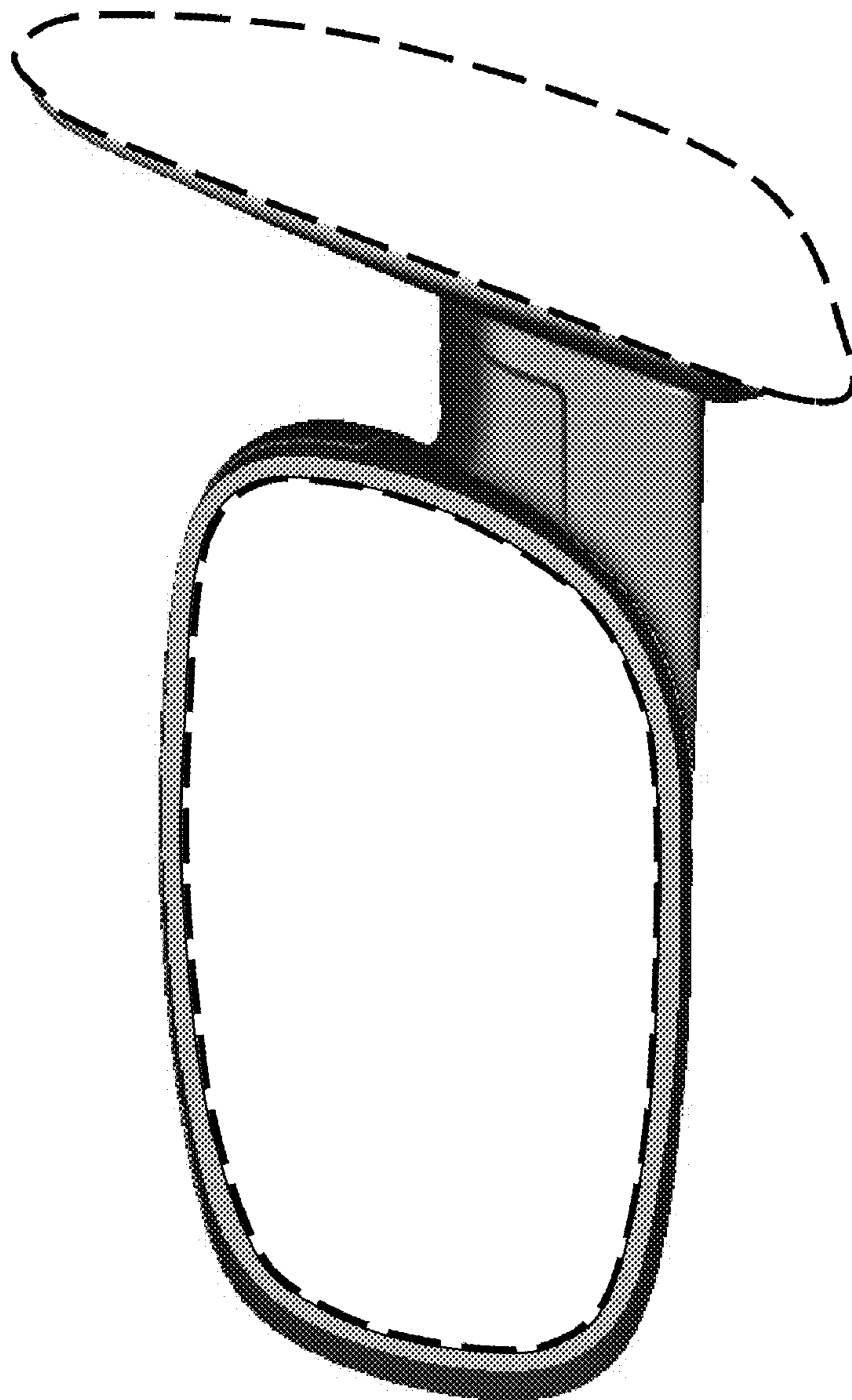


Fig 5



Fig 6

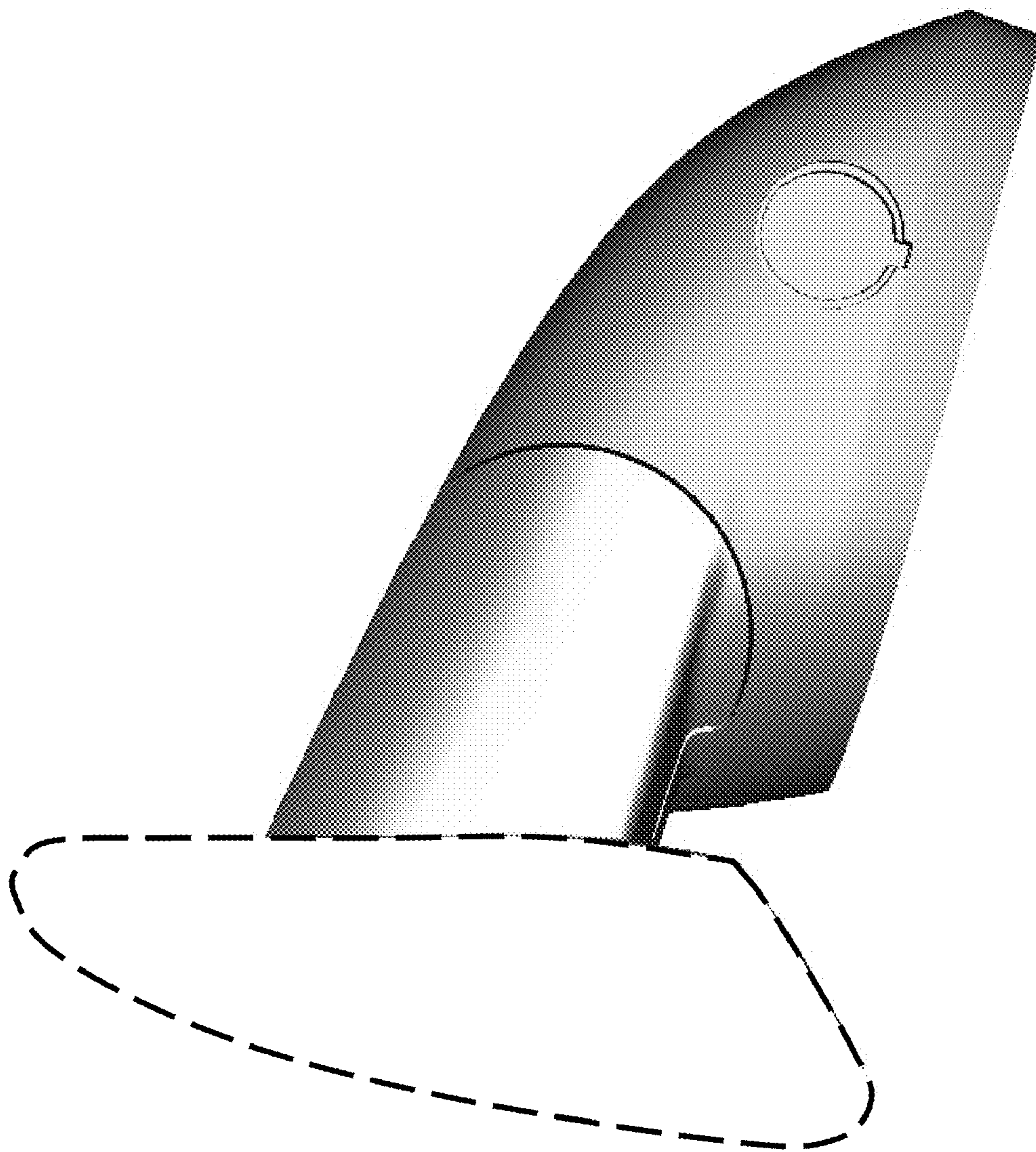


Fig 7