



US00D605993S

(12) **United States Design Patent**  
**Furuhata et al.**

(10) **Patent No.:** **US D605,993 S**

(45) **Date of Patent:** **\*\* Dec. 15, 2009**

(54) **ROOF SPOILER**

(75) Inventors: **Osamu Furuhata**, Chigasaki (JP);  
**Megumi Matsumoto**, Chigasaki (JP)

(73) Assignee: **Autech Japan, Inc.**, Kanagawa (JP)

(\*\*) Term: **14 Years**

(21) Appl. No.: **29/311,420**

(22) Filed: **Mar. 11, 2009**

(51) **LOC (9) Cl.** ..... **12-16**

(52) **U.S. Cl.** ..... **D12/181**

(58) **Field of Classification Search** ..... D12/181,  
D12/191, 190, 196, 400, 92, 90, 88; 280/727,  
280/848; 296/180.1-180.5, 91; 180/903  
See application file for complete search history.

(56) **References Cited**

**U.S. PATENT DOCUMENTS**

D503,666 S *	4/2005	Iwata	.....	D12/181
D503,910 S *	4/2005	Oertel et al.	.....	D12/181
D519,891 S *	5/2006	Lai	.....	D12/181
D526,256 S *	8/2006	Lai	.....	D12/181
7,252,324 B1 *	8/2007	Nahm et al.	.....	296/180.1
D564,433 S *	3/2008	Sato	.....	D12/196

7,380,871 B2 *	6/2008	Froeschle et al.	.....	296/180.5
7,431,380 B1 *	10/2008	Buresh	.....	296/180.1
2008/0277966 A1 *	11/2008	Vlahovic	.....	296/180.1

\* cited by examiner

*Primary Examiner*—Caron Veynar

*Assistant Examiner*—Katrina A Kile

(74) *Attorney, Agent, or Firm*—Wenderoth, Lind & Ponack,  
L.L.P.

(57) **CLAIM**

The ornamental design for a roof spoiler, as shown.

**DESCRIPTION**

FIG. 1 is a front view of the roof spoiler showing our new design;

FIG. 2 is a top plain view thereof;

FIG. 3 is a bottom view thereof;

FIG. 4 is a rear view showing thereof;

FIG. 5 is a right side view thereof;

FIG. 6 is a left side view thereof; and,

FIG. 7 is a top perspective view thereof.

**1 Claim, 2 Drawing Sheets**




FIG. 1




FIG. 2




FIG. 3




FIG. 4



FIG. 5




FIG. 6

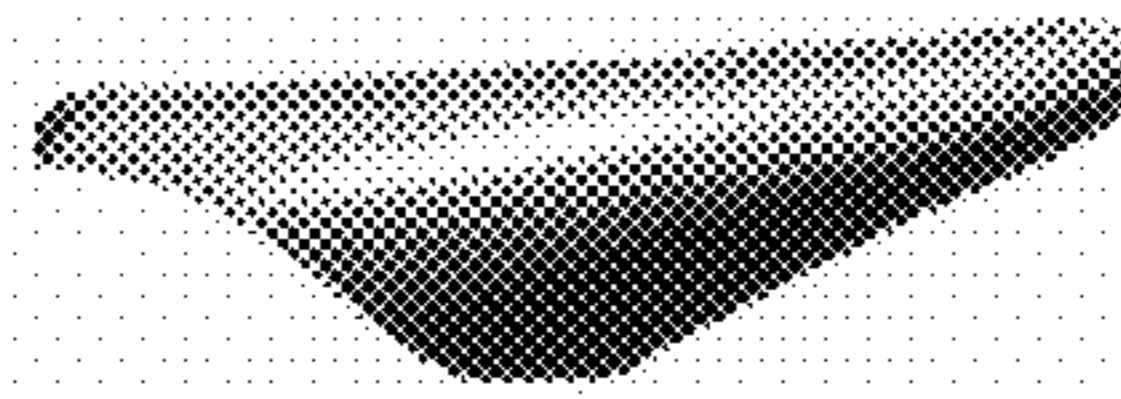


FIG. 7

