



US00D605989S

(12) **United States Design Patent**
Leng et al.

(10) **Patent No.:** **US D605,989 S**

(45) **Date of Patent:** **** Dec. 15, 2009**

(54) **VEHICLE GRILLE**

(75) Inventors: **Jeremy Leng**, Newport Beach, CA (US);
David Woodhouse, Aliso Viejo, CA
(US); **Freeman Thomas**, Laguna Beach,
CA (US)

(73) Assignee: **Ford Motor Company**, Dearborn, MI
(US)

(**) Term: **14 Years**

(21) Appl. No.: **29/330,552**

(22) Filed: **Jan. 9, 2009**

(51) **LOC (9) Cl.** **12-16**

(52) **U.S. Cl.** **D12/163**

(58) **Field of Classification Search** D12/163,
D12/196, 171, 169, 216, 90-92, 86; 180/68.1,
180/68.6; 296/193.11

See application file for complete search history.

(56) **References Cited**

U.S. PATENT DOCUMENTS

D188,842 S *	9/1960	Dickerson	D12/163
D410,219 S *	5/1999	Bangle	D12/163
D525,912 S *	8/2006	Perkins	D12/92
D533,119 S *	12/2006	Schiavone et al.	D12/163
D543,899 S *	6/2007	Nicholas et al.	D12/92
D545,728 S *	7/2007	Golden et al.	D12/163

D545,729 S *	7/2007	Lee et al.	D12/163
D559,747 S *	1/2008	Platto et al.	D12/173
D560,566 S *	1/2008	Aris et al.	D12/163
D560,572 S *	1/2008	Okamoto et al.	D12/163
D561,653 S *	2/2008	Platto et al.	D12/163
D562,193 S *	2/2008	Platto et al.	D12/163
D568,213 S *	5/2008	Platto et al.	D12/92
D569,767 S *	5/2008	Abe et al.	D12/91
D587,171 S *	2/2009	Platto et al.	D12/92
D596,089 S *	7/2009	Platto et al.	D12/163

* cited by examiner

Primary Examiner—Melody N Brown

(74) *Attorney, Agent, or Firm*—Frank A. MacKenzie

(57) **CLAIM**

The ornamental design for a vehicle grille, as shown and described.

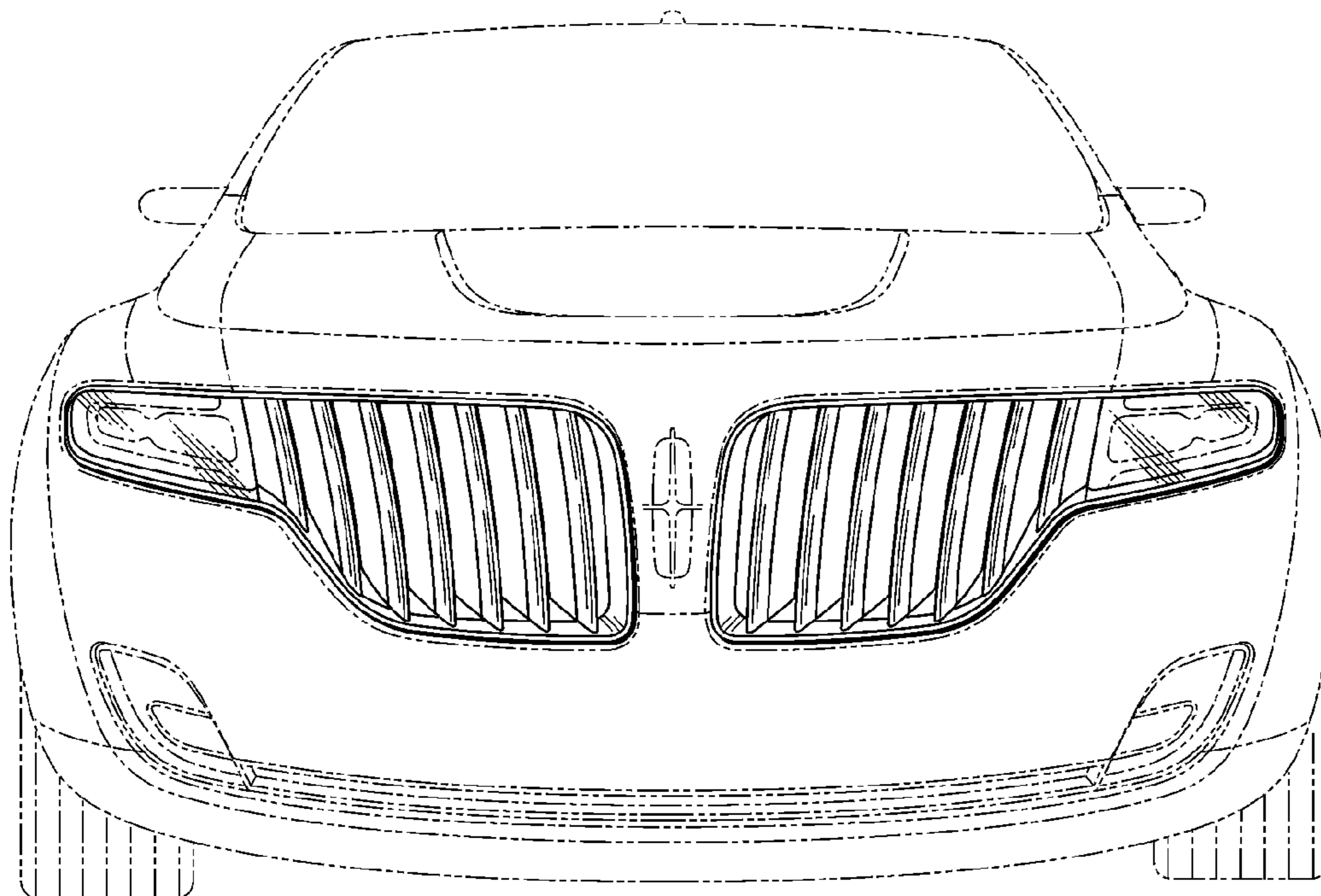
DESCRIPTION

FIG. 1 is a front perspective view of a vehicle grille in accordance with an embodiment of the present invention; and,

FIG. 2 is a front/right side perspective view of the vehicle grille of FIG. 1, wherein a front/left side perspective view is a mirror image thereof.

The broken lines are for illustrative purposes only and form no part of the claimed design.

1 Claim, 2 Drawing Sheets



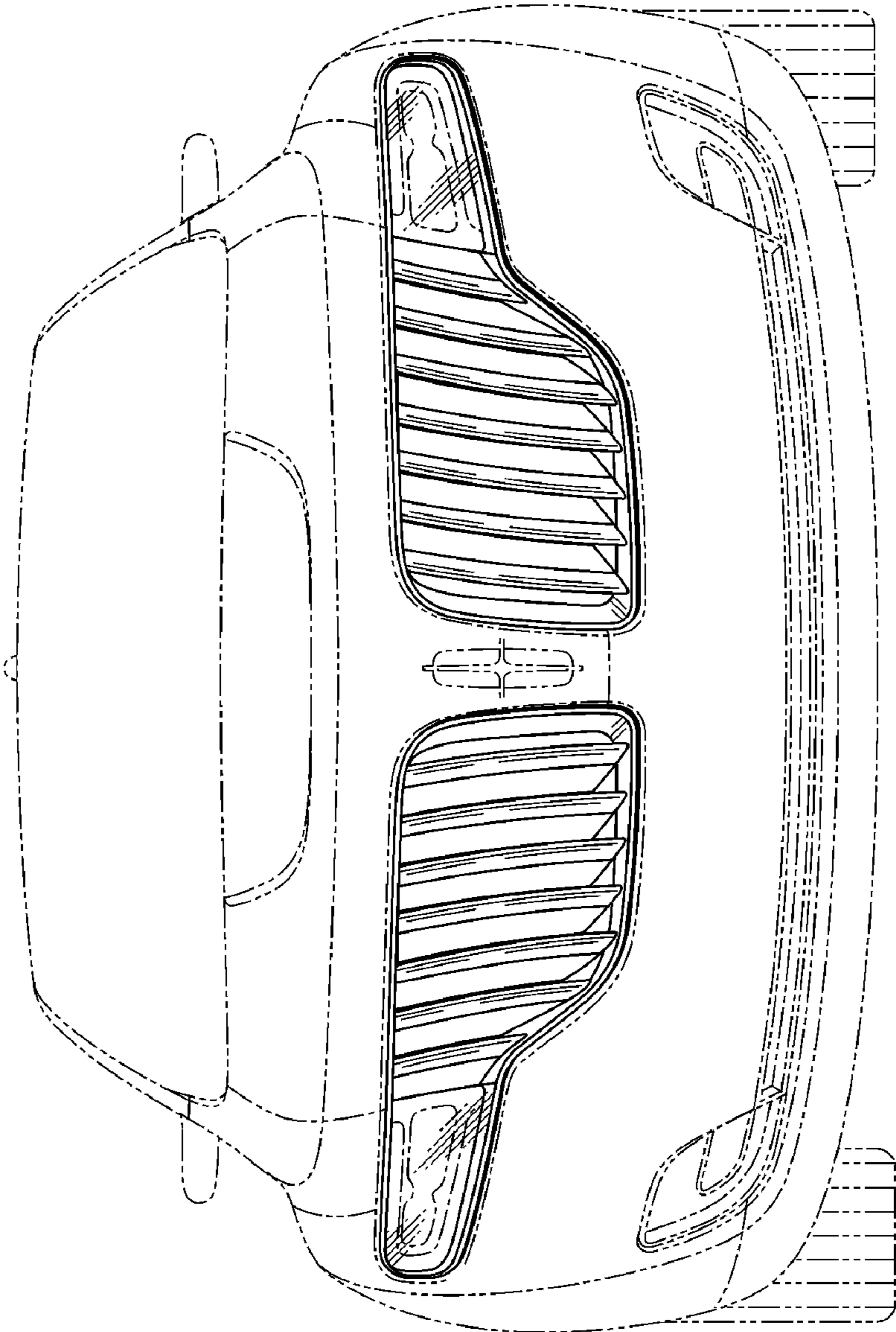


Fig. 1

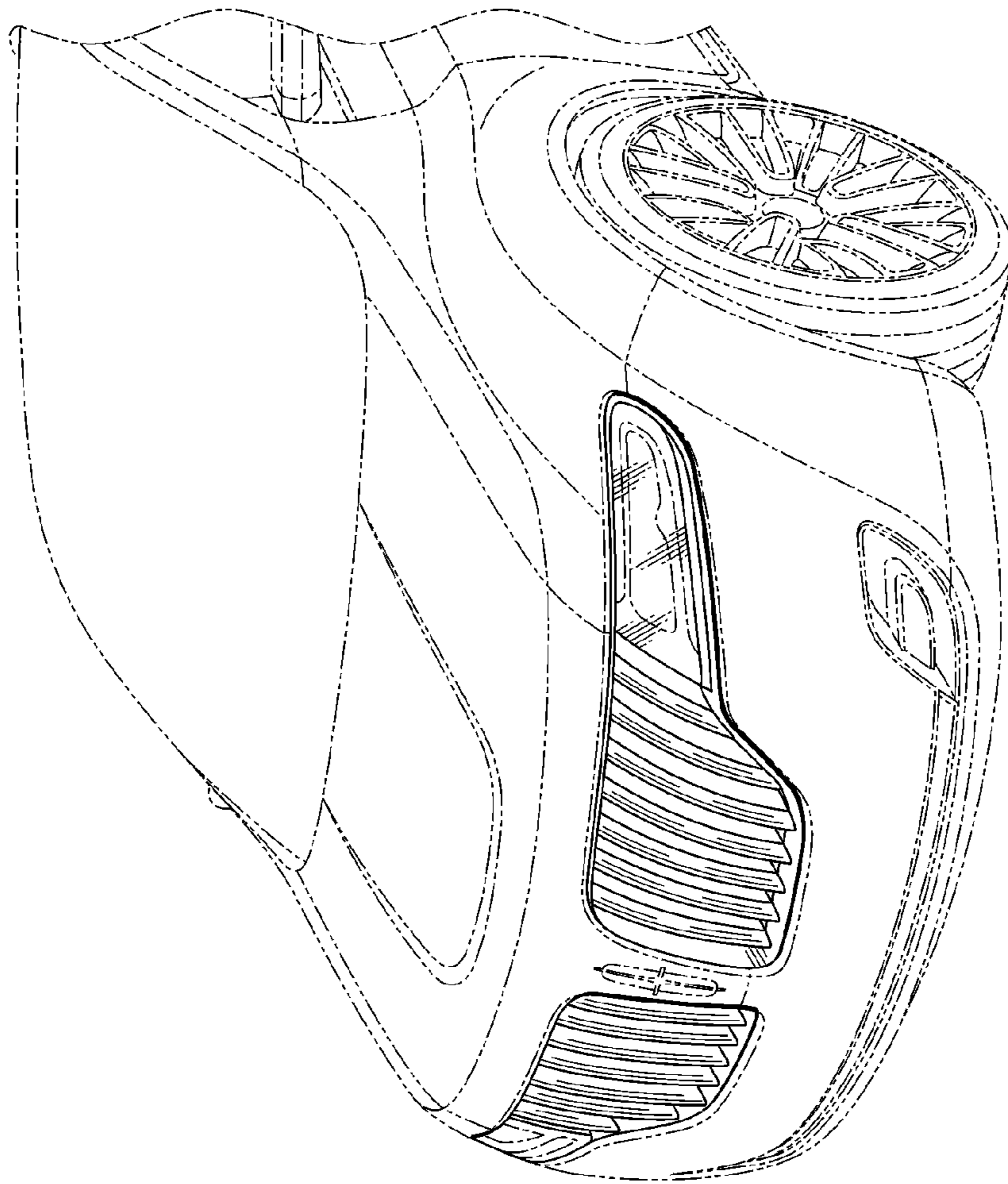


Fig. 2