



US00D605987S

(12) **United States Design Patent**
Furuhata

(10) **Patent No.:** **US D605,987 S**

(45) **Date of Patent:** **** Dec. 15, 2009**

(54) **RADIATOR GRILLE**

(75) Inventor: **Osamu Furuhata**, Chigasaki (JP)

(73) Assignee: **Autech Japan, Inc.**, Kanagawa (JP)

(**) Term: **14 Years**

(21) Appl. No.: **29/311,423**

(22) Filed: **Mar. 11, 2009**

(51) **LOC (9) Cl.** **12-16**

(52) **U.S. Cl.** **D12/163**

(58) **Field of Classification Search** D12/163,
D12/196, 171, 169, 216, 90-92, 86; 180/68.1,
180/68.6; 296/193.11

See application file for complete search history.

(56) **References Cited**

U.S. PATENT DOCUMENTS

D531,555 S * 11/2006 Hooper D12/163

D572,176 S * 7/2008 Cunningham D12/163

* cited by examiner

Primary Examiner—Melody N Brown

(74) *Attorney, Agent, or Firm*—Wenderoth, Lind & Ponack,
L.L.P.

(57) **CLAIM**

The ornamental design for a radiator grille, as shown and described.

DESCRIPTION

FIG. 1 is a front view of the radiator grille showing our new design;

FIG. 2 is a top plan view thereof;

FIG. 3 is a bottom view thereof;

FIG. 4 is a rear view showing thereof;

FIG. 5 is a right side view thereof;

FIG. 6 is a left side view thereof; and,

FIG. 7 is a perspective view thereof.

1 Claim, 3 Drawing Sheets




FIG. 1




FIG. 2




FIG. 3




FIG. 4

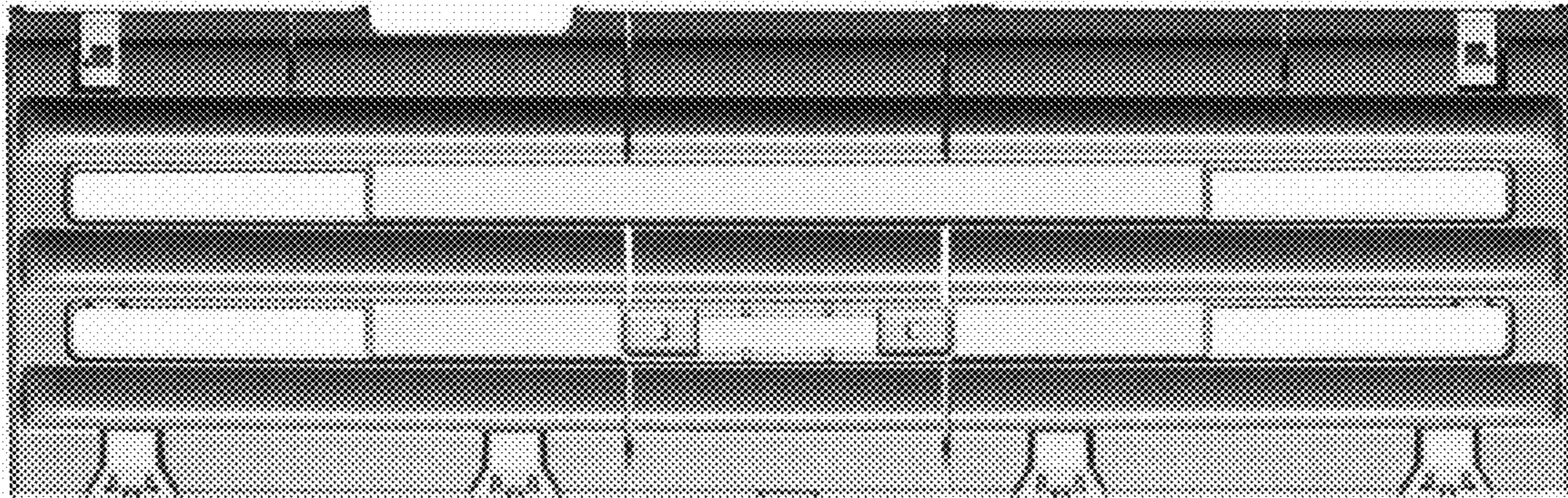


FIG. 5




FIG. 6




FIG. 7

