



US00D605976S

(12) **United States Design Patent**
Beier

(10) **Patent No.:** **US D605,976 S**

(45) **Date of Patent:** **** Dec. 15, 2009**

(54) **STACKABLE CUBE**

(76) Inventor: **Ekkehard Beier**, Prof. Köhler Str. 15,
Ilmenau (DE) 98693

(**) Term: **14 Years**

(21) Appl. No.: **29/306,128**

(22) Filed: **Apr. 2, 2008**

(30) **Foreign Application Priority Data**

Oct. 17, 2007 (DE) 4 07 05 190

(51) **LOC (9) Cl.** **11-99**

(52) **U.S. Cl.** **D11/184**

(58) **Field of Classification Search** D11/184,
D11/81; D19/59, 60, 62; D21/372, 373,
D21/484, 385, 386, 499, 479, 500; 273/146,
273/113, 157 R; 434/195, 235, 113, 403,
434/98, 208; 446/91, 122, 123, 124, 115,
446/103, 118; 211/189; D8/117

See application file for complete search history.

(56) **References Cited**

U.S. PATENT DOCUMENTS

882,945	A *	3/1908	Hurst	273/146
1,400,066	A *	12/1921	Huck	446/123
D95,961	S *	6/1935	Horwitt	D14/189
2,093,341	A *	9/1937	Reiche	446/104
2,139,910	A *	12/1938	Patten	119/51.03
2,493,435	A *	1/1950	Arehambault	446/122
2,869,692	A *	1/1959	Hassett	52/578
3,005,131	A *	10/1961	Melcher et al.	361/735
3,017,186	A *	1/1962	Ascardi	273/108
3,229,388	A *	1/1966	Smith	434/195
3,670,449	A *	6/1972	Lemkin et al.	446/102
3,785,651	A *	1/1974	Smith	273/113
3,987,579	A *	10/1976	Palenik, III	446/118
4,182,072	A *	1/1980	Much	446/115

D269,983	S *	8/1983	Lapadura	D21/373
4,602,908	A *	7/1986	Kroeber	446/128
4,678,192	A *	7/1987	Campbell	273/157 R
5,456,467	A *	10/1995	Hoover	273/146
5,605,331	A *	2/1997	Boe	273/146
5,620,183	A *	4/1997	Skratulia	273/146
6,062,937	A *	5/2000	Kikuchi	446/91
6,676,415	B2 *	1/2004	Walker et al.	434/203
D498,874	S *	11/2004	Kwok	D27/148
D590,442	S *	4/2009	Jones	D19/59

* cited by examiner

Primary Examiner—Paula Greene

(74) *Attorney, Agent, or Firm*—Smartpat PLC; Axel Nix

(57) **CLAIM**

I claim the ornamental design for a stackable cube, as shown and described.

DESCRIPTION

FIG. 1 is a perspective view of a stackable cube showing my new design;

FIG. 2 is a top view thereof, the bottom view being identical to the top view;

FIG. 3 is a right side view thereof;

FIG. 4 is a left side view thereof;

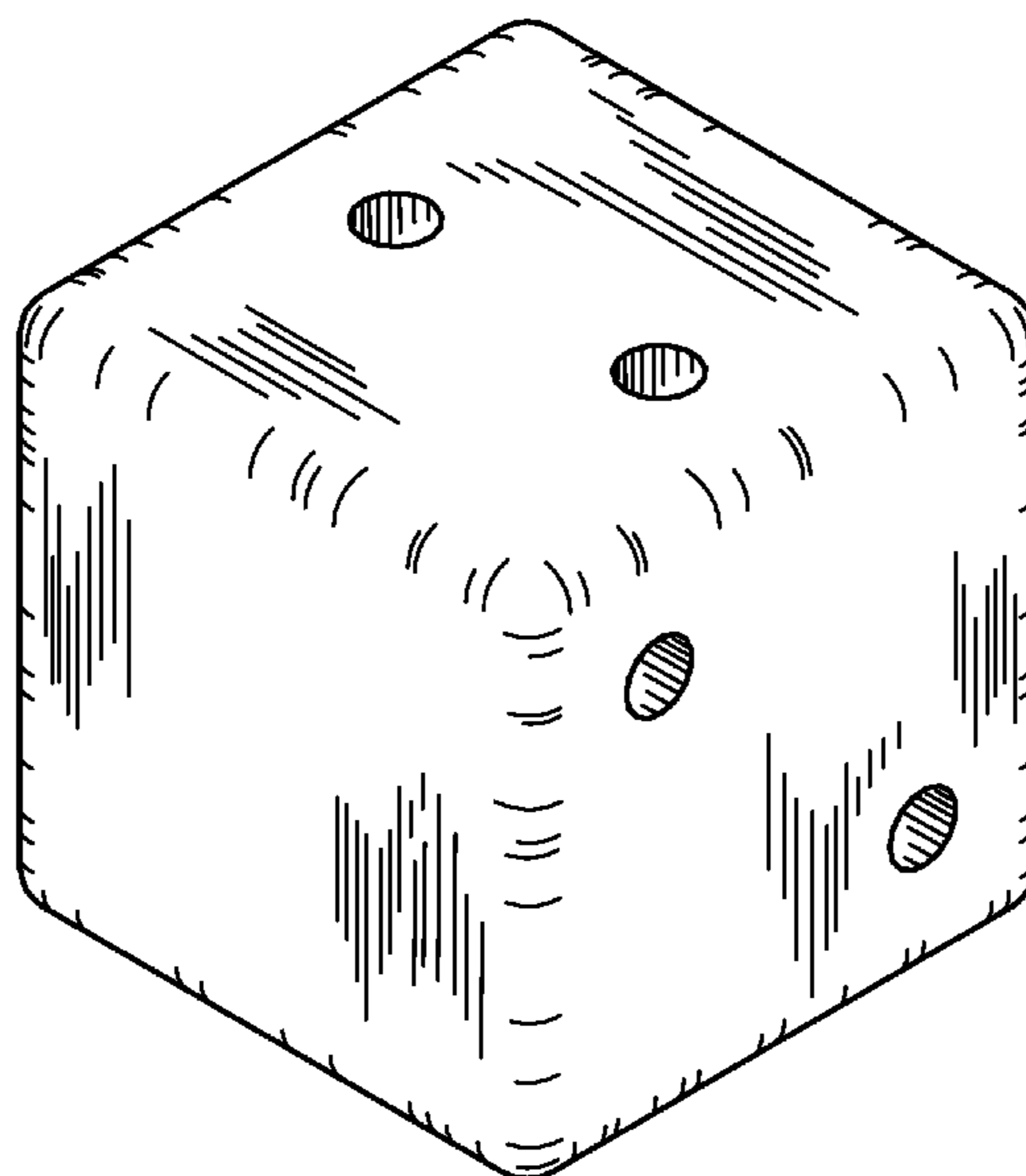
FIG. 5 is a front view thereof, the back view being identical to the front view;

FIG. 6 is a front view the stackable cube as in FIG. 1, the arrangement of the four vertically stacked cubes is shown in broken lines; and,

FIG. 7 is a front view showing the stackable cube as in FIG. 1, the four by four matrix of the stackable cube is shown in broken lines.

The portions of the drawings appearing in broken line are for illustrative purposes only and do not form part of the design.

1 Claim, 7 Drawing Sheets



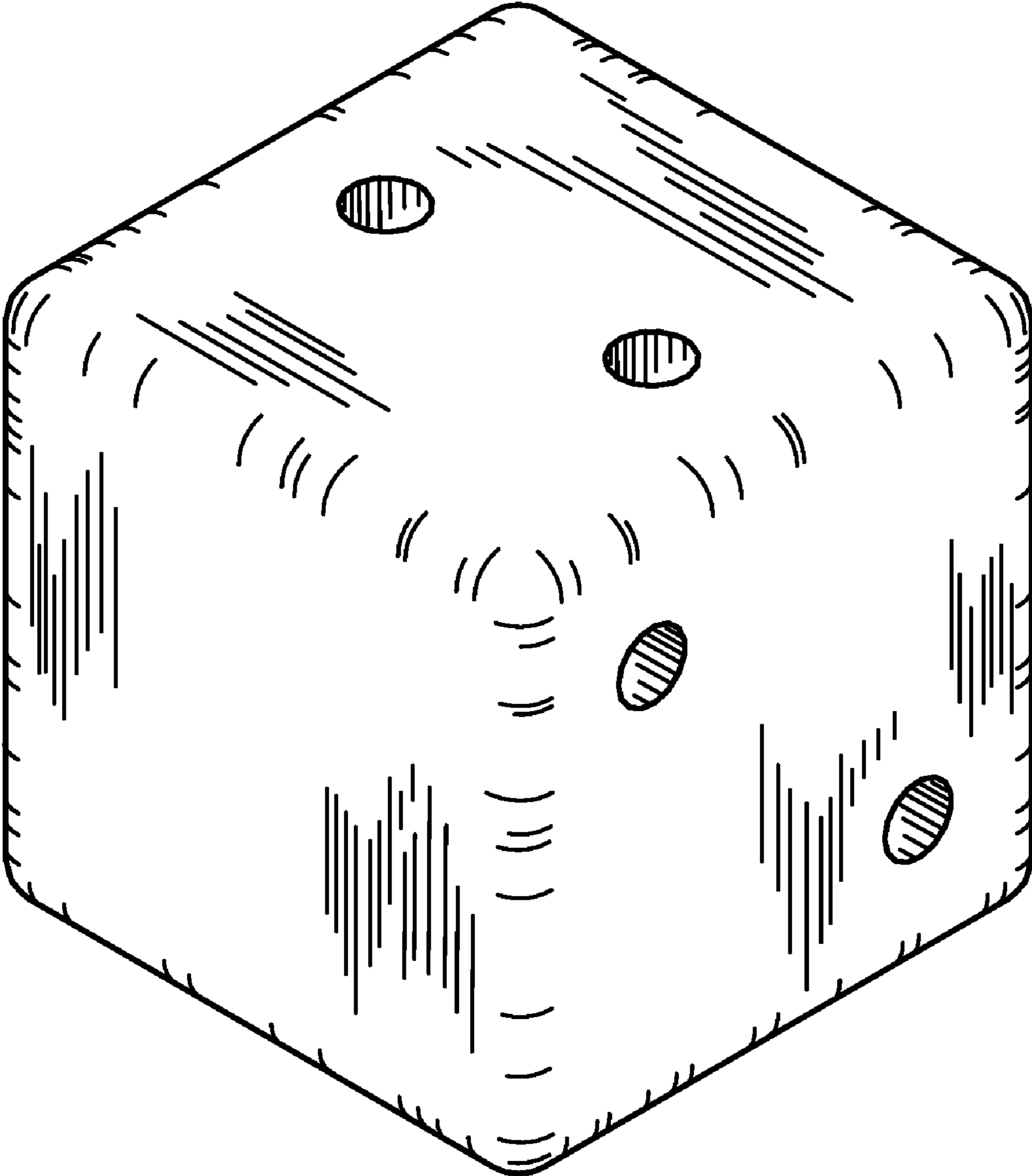


FIG. 1




FIG. 2

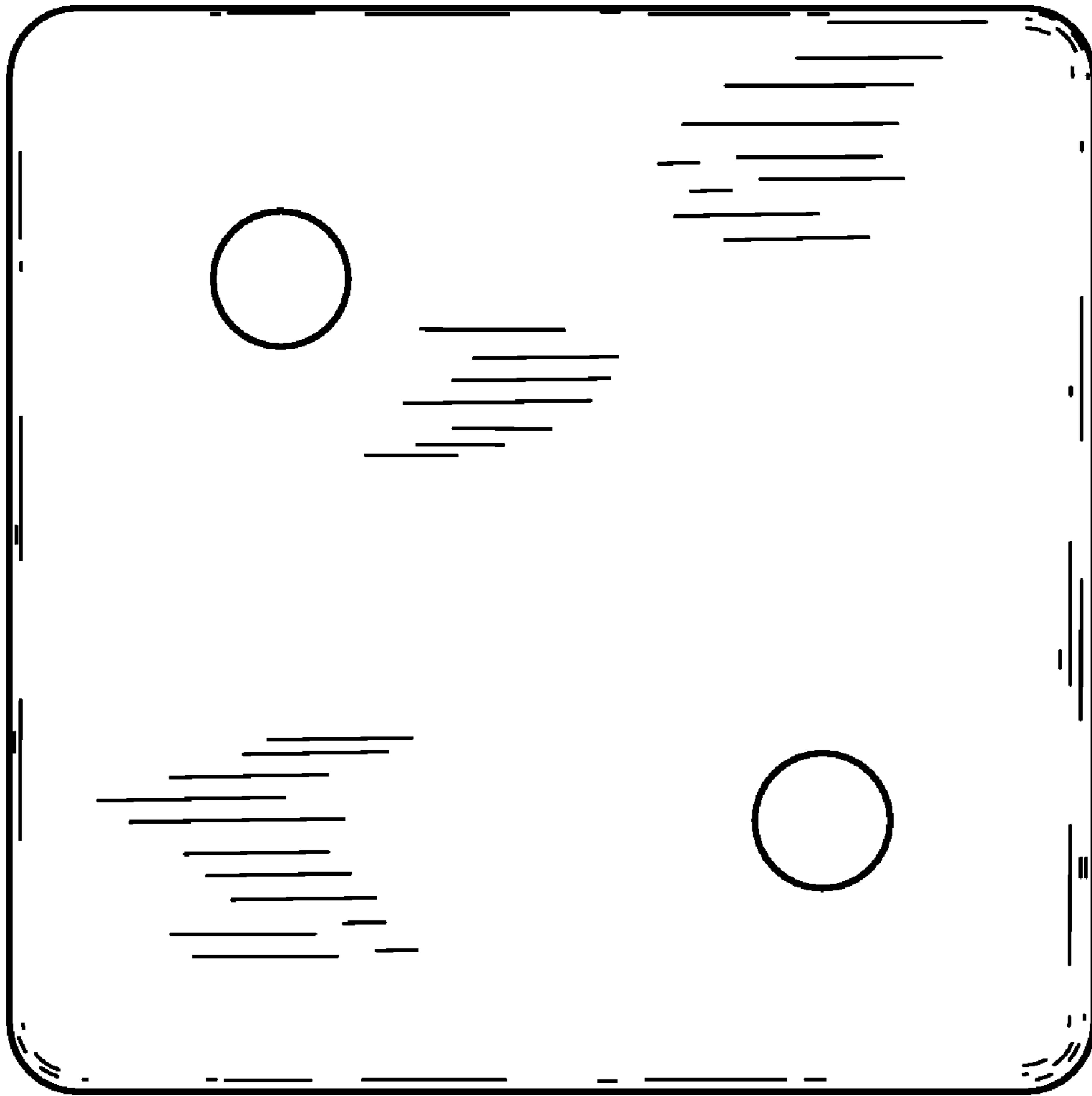


FIG. 3

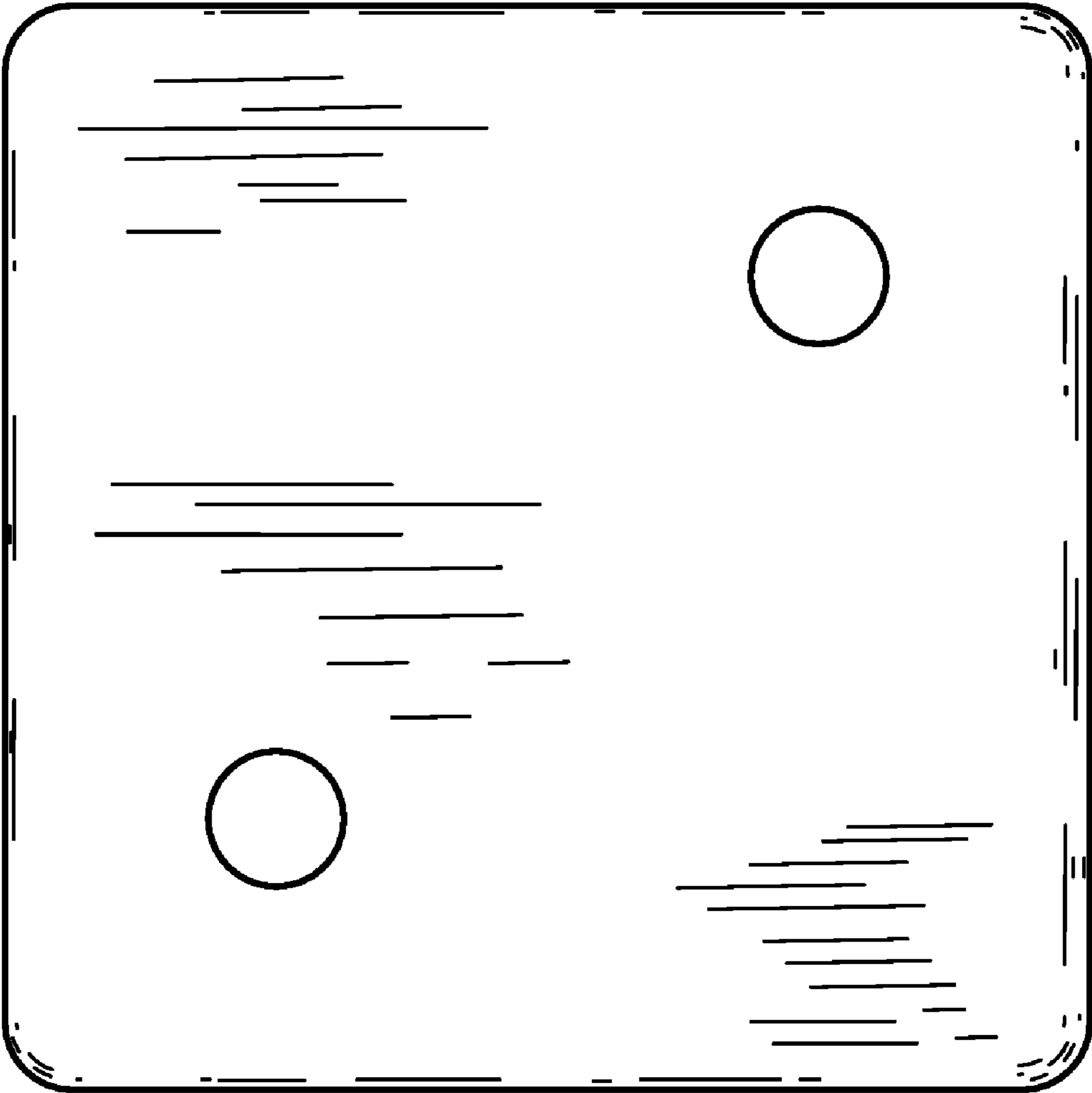


FIG. 4




FIG. 5

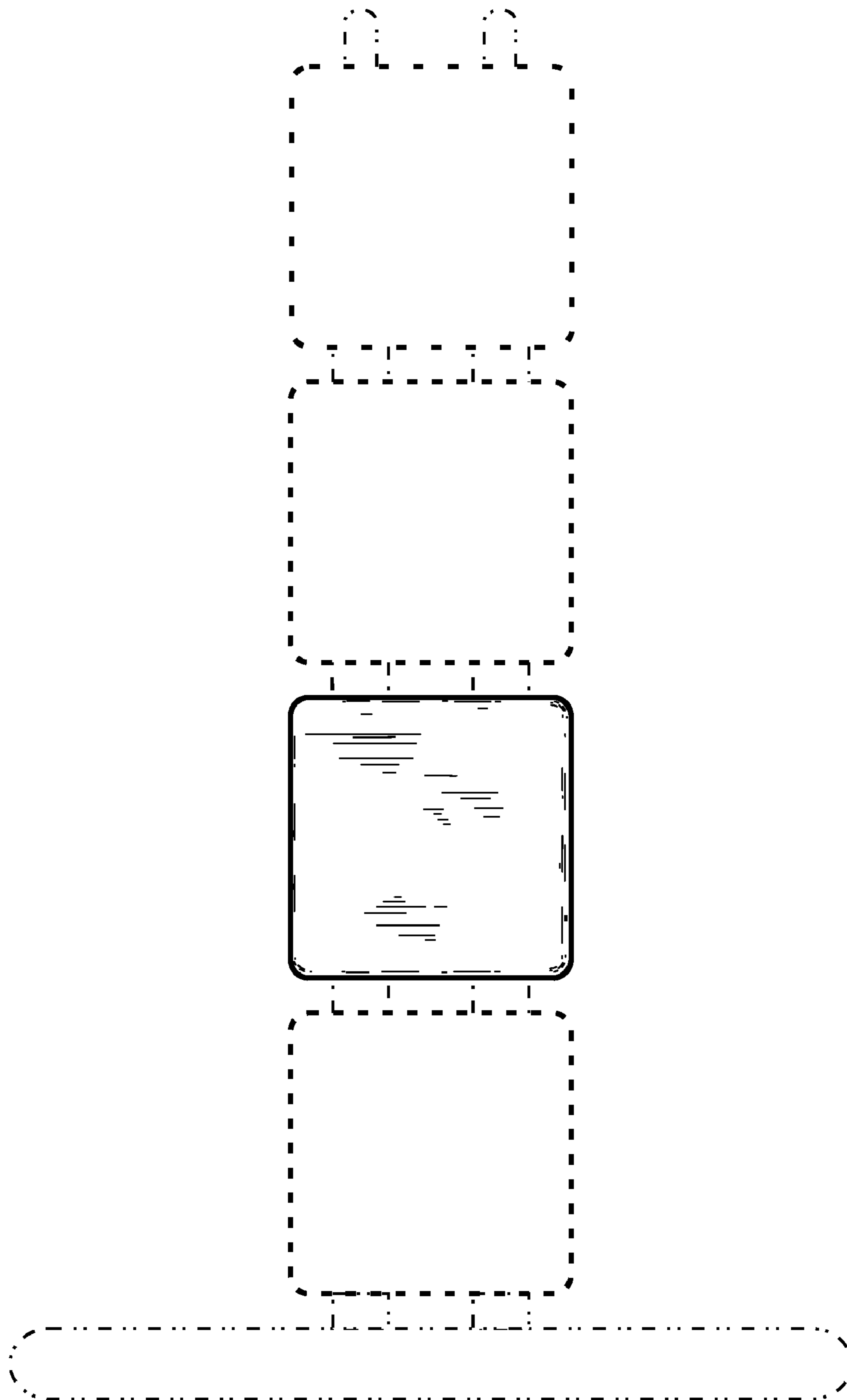


FIG. 6

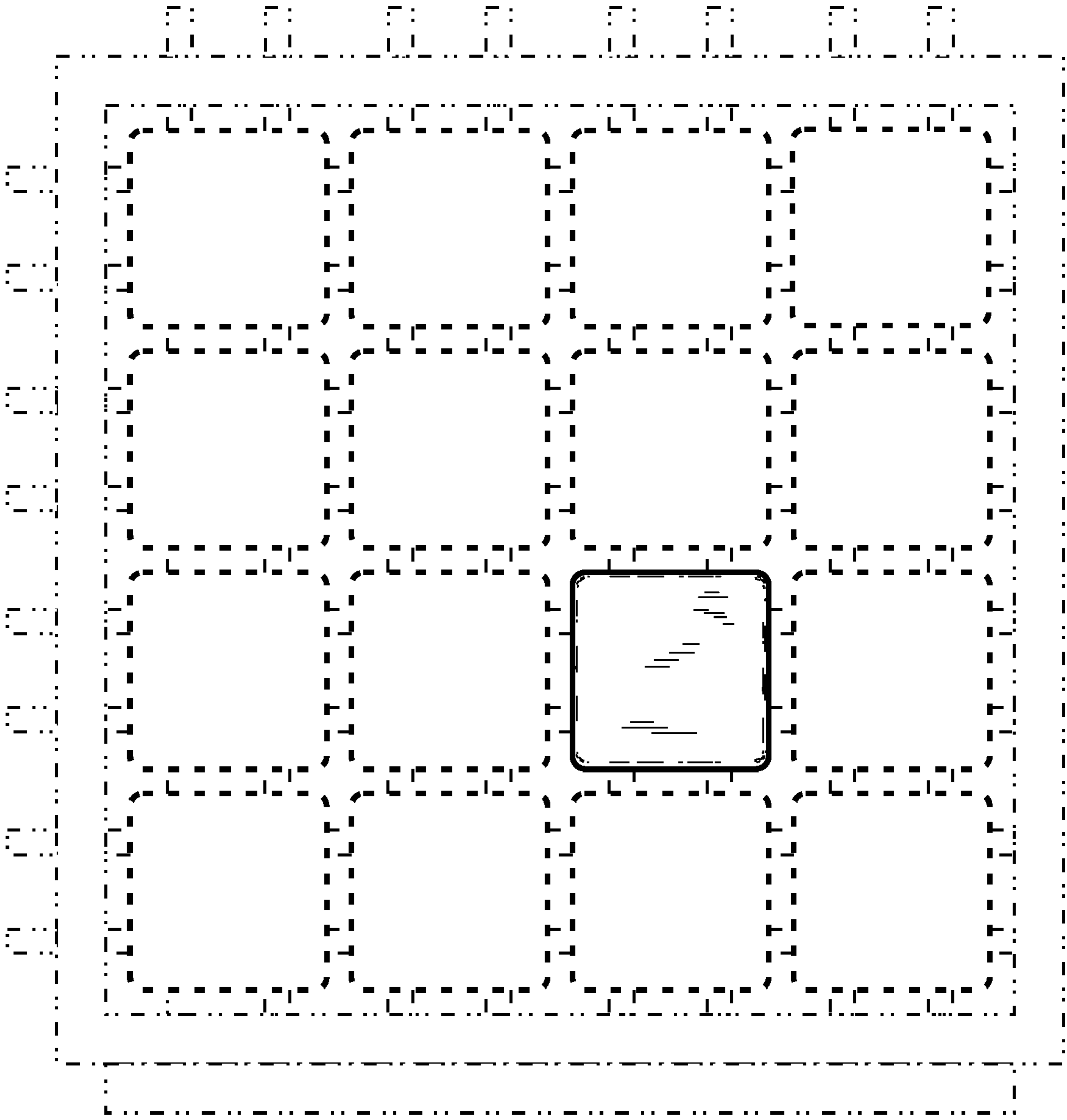


FIG. 7