

US00D605975S

(12) **United States Design Patent**
Rene

(10) **Patent No.:** **US D605,975 S**
(45) **Date of Patent:** **** Dec. 15, 2009**

(54) **CARIBBEAN UNITY FLAG**

(76) **Inventor:** **Yves Rene**, 466 E. 28 St., Brooklyn, NY (US) 11226

(**) **Term:** **14 Years**

(21) **Appl. No.:** **29/310,253**

(22) **Filed:** **Aug. 4, 2008**

(51) **LOC (9) Cl.** **11-05**

(52) **U.S. Cl.** **D11/167**

(58) **Field of Classification Search** D11/96, D11/108, 116, 165–183; 116/173–175; D20/41
See application file for complete search history.

(56) **References Cited**

U.S. PATENT DOCUMENTS

D8,873 S	*	12/1875	Duff	D11/167
D52,039 S		5/1918	Duff		
D53,293 S	*	5/1919	Creange	D11/167
D53,325 S	*	5/1919	Waterhouse	D11/167
D54,537 S	*	3/1920	Farley	D11/170
D61,554 S	*	10/1922	Allen	D11/167
D111,487 S		9/1938	Fazio		
D133,637 S		9/1942	Krawitz		
D135,364 S		3/1943	O'Connell		

* cited by examiner

Primary Examiner—Cathron C Brooks

Assistant Examiner—Melanie Levy

(74) *Attorney, Agent, or Firm*—Edward N. Gewirtz

(57) **CLAIM**

The ornamental design for a Caribbean unity flag, as shown and described.

DESCRIPTION

The patent or application file contains at least one drawing executed in color. Copies of this patent or patent application publication with color drawing(s) will be provided by the Office upon request and payment of the necessary fee.

FIG. 1 is a front view of a Caribbean unity flag.

FIG. 2 is a back view thereof, the back view being identical to the front view;

FIG. 3 is a right side view thereof, the left side being the same.

FIG. 4 is a bottom view thereof, the top view being the same.

FIG. 5 is a front view thereof, with reference markers 6 through 19 that indicate the partial views of the design; and,

FIGS. 6–20 are enlarged partial views of the Caribbean unity flag, as indicated by the reference markers 6–20 on FIG. 5, and are shown enlarged for completeness of illustration.

1 Claim, 7 Drawing Sheets
(7 of 7 Drawing Sheet(s) Filed in Color)






FIG. 1




FIG. 2

FIG. 3



FIG. 4

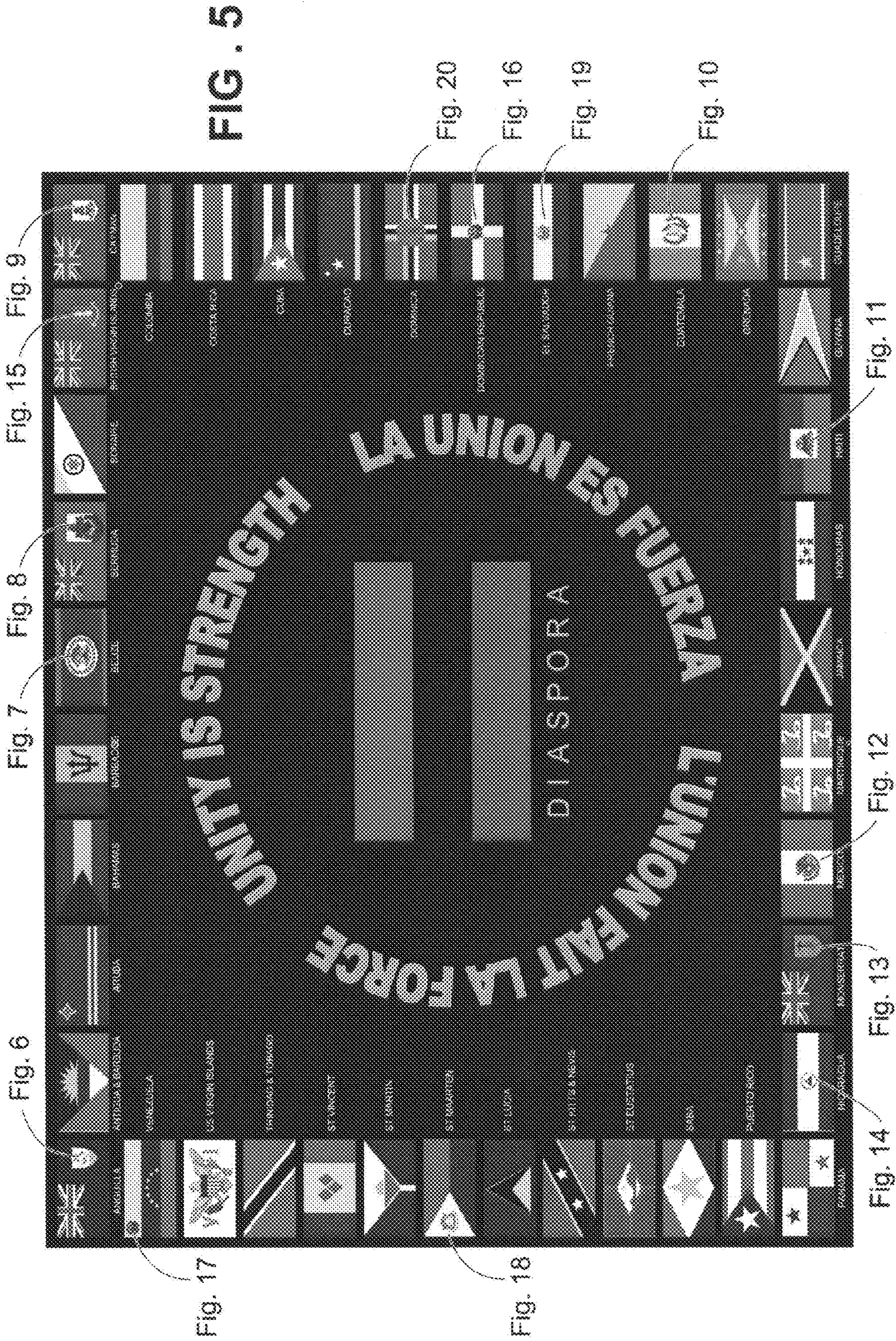


FIG. 5

Fig. 6

Fig. 7

Fig. 8

Fig. 9

Fig. 10

Fig. 11

Fig. 12

Fig. 13

Fig. 14

Fig. 15

Fig. 16

Fig. 17

Fig. 18

Fig. 19

Fig. 20




FIG. 6



FIG. 7




FIG. 8



FIG. 9



FIG. 10



FIG. 11



FIG. 12




FIG. 13



FIG. 14



FIG. 15



FIG. 16



FIG. 17



FIG. 18



FIG. 19



FIG. 20