



US00D605967S

(12) **United States Design Patent**  
**Sandberg**

(10) **Patent No.:** **US D605,967 S**

(45) **Date of Patent:** **\*\* Dec. 15, 2009**

(54) **JEWELRY ELEMENT**

(75) Inventor: **Sam Sandberg**, New York, NY (US)

(73) Assignee: **Sandberg & Sikorski Corporation**,  
New York, NY (US)

(\*\*) Term: **14 Years**

(21) Appl. No.: **29/334,365**

(22) Filed: **Mar. 25, 2009**

**Related U.S. Application Data**

(63) Continuation-in-part of application No. 29/322,231,  
filed on Jul. 31, 2008, now Pat. No. Des. 589,391.

(51) **LOC (9) Cl.** ..... **11-01**

(52) **U.S. Cl.** ..... **D11/1; D11/56; D11/40;**  
D11/86

(58) **Field of Classification Search** ..... D11/1-26,  
D11/40-44, 46-49, 53, 56-57, 59-61, 63,  
D11/65, 79-73, 86-87, 89, 90, 99-101, 106;  
63/1.11, 18-20, 15

See application file for complete search history.

(56) **References Cited**

**U.S. PATENT DOCUMENTS**

D38,622 S	6/1907	Fishel	
D165,468 S	12/1951	Katz	
D218,192 S	7/1970	Mechanic	
D245,591 S	8/1977	Rieger, Jr. et al.	
D283,409 S *	4/1986	Hergert	D11/56
D348,626 S	7/1994	Bedoyan	
D455,670 S *	4/2002	Kurylo	D11/81
D466,827 S *	12/2002	Fornas	D11/79

D467,832 S	12/2002	Pinto	
D471,838 S	3/2003	Chia et al.	
D507,985 S	8/2005	Sandberg	
D511,311 S	11/2005	Tirakian	
D512,660 S *	12/2005	Steshik	D11/81
D542,171 S *	5/2007	Olson	D11/1
D547,229 S	7/2007	Sandberg et al.	
D589,391 S *	3/2009	Sandberg	D11/40

\* cited by examiner

*Primary Examiner*—Cathron C Brooks

*Assistant Examiner*—Melanie Levy

(74) *Attorney, Agent, or Firm*—Gottlieb, Rackman & Reisman

(57) **CLAIM**

The ornamental design for a jewelry element, as shown and described.

**DESCRIPTION**

FIG. 1 is a front elevational view showing my new design:

FIG. 2 is a right side elevational view thereof;

FIG. 3 is a top plan view thereof;

FIG. 4 is a left side elevational view thereof;

FIG. 5 is a rear elevational view thereof;

FIG. 6 is a bottom plan view thereof; and,

FIG. 7 is a perspective view thereof.

The broken lines along the outer top surface and the inner top surface of the jewelry element define the boundaries of the claim and the broken lines showing gem stones and setting are for illustrative purpose only and forms no part of the claimed design.

**1 Claim, 4 Drawing Sheets**




FIG. 1





FIG. 3




FIG. 2




FIG. 4




FIG. 5

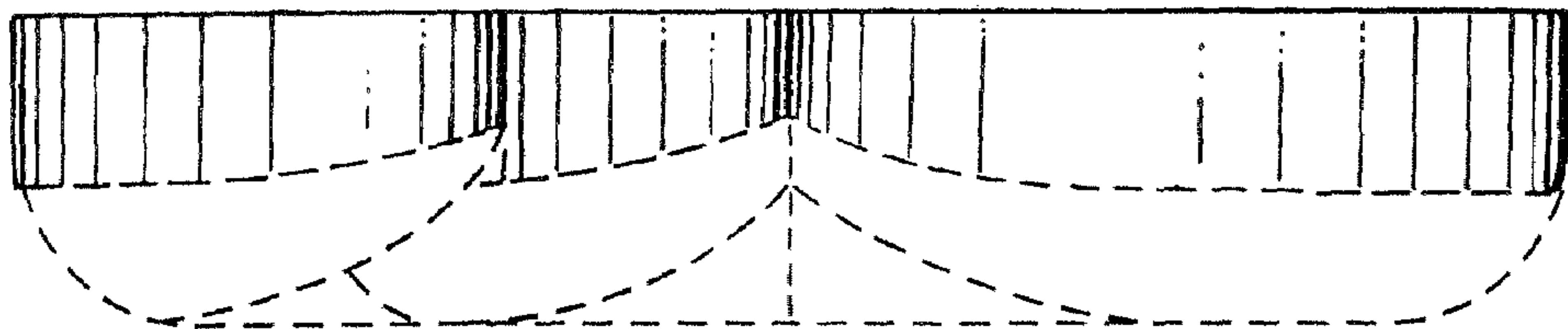


FIG. 6






FIG. 7