



US00D605953S

(12) **United States Design Patent**
Wang Treadway et al.

(10) **Patent No.:** **US D605,953 S**
(45) **Date of Patent:** **** Dec. 15, 2009**

(54) **DISPENSER WITH TRIGGER**

(75) Inventors: **Janelle Yurong Wang Treadway**,
Whittier, CA (US); **Stuart Allan**
Karten, Venice, CA (US); **Christopher**
Lee Clark, Los Angeles, CA (US); **Eric**
William Olson, Los Angeles, CA (US);
Donald Carpenter Stiff, Los Angeles,
CA (US); **Dennis Lynn Schroeder**, Los
Angeles, CA (US)

D373,730 S * 9/1996 Baron D9/504
D377,147 S * 1/1997 Baron D9/529
D419,433 S * 1/2000 Conway D9/687
D424,925 S * 5/2000 Lamb D9/549
D462,615 S * 9/2002 Weil D9/504
D463,973 S * 10/2002 Gobe D9/689
D486,394 S * 2/2004 Bakic D9/520
D522,866 S * 6/2006 Bakic D9/521
D542,665 S * 5/2007 Poe, II D9/529
D546,704 S * 7/2007 Langlois D9/694
D555,877 S * 11/2007 Reinoso D9/687

(73) Assignee: **The Procter & Gamble Company**,
Cincinnati, OH (US)

FOREIGN PATENT DOCUMENTS

EM 000287222-000 * 3/2005

(**) Term: **14 Years**

* cited by examiner

(21) Appl. No.: **29/335,763**

Primary Examiner—Catherine Tuttle

(22) Filed: **Apr. 21, 2009**

(74) *Attorney, Agent, or Firm*—Marianne Dressman; Tara M.
Rosnell

(51) **LOC (9) Cl.** **09-01**

(57) **CLAIM**

(52) **U.S. Cl.** **D9/689**

The ornamental design for a dispenser with trigger, as shown
and described.

(58) **Field of Classification Search** D9/682–694,
D9/516–575, 435, 436, 447–450; 215/379–385;
220/662, 665, 669; 222/129, 135, 153.01,
222/153.03, 153.04, 153.09, 153.11–153.14,
222/182, 631, 635, 209, 211–213, 215, 321.7–321.9,
222/372, 373, 378, 379, 383.1, 384–386,
222/398, 400.7, 400.8, 401, 402.1–402.25
See application file for complete search history.

DESCRIPTION

FIG. 1 is a perspective view of the dispenser with trigger
which embodies our new design;
FIG. 2 is a front elevational view;
FIG. 3 is a back elevational view;
FIG. 4 is a left side elevational view;
FIG. 5 is a right side elevational view;
FIG. 6 is a top plan view; and,
FIG. 7 is a bottom plan view.

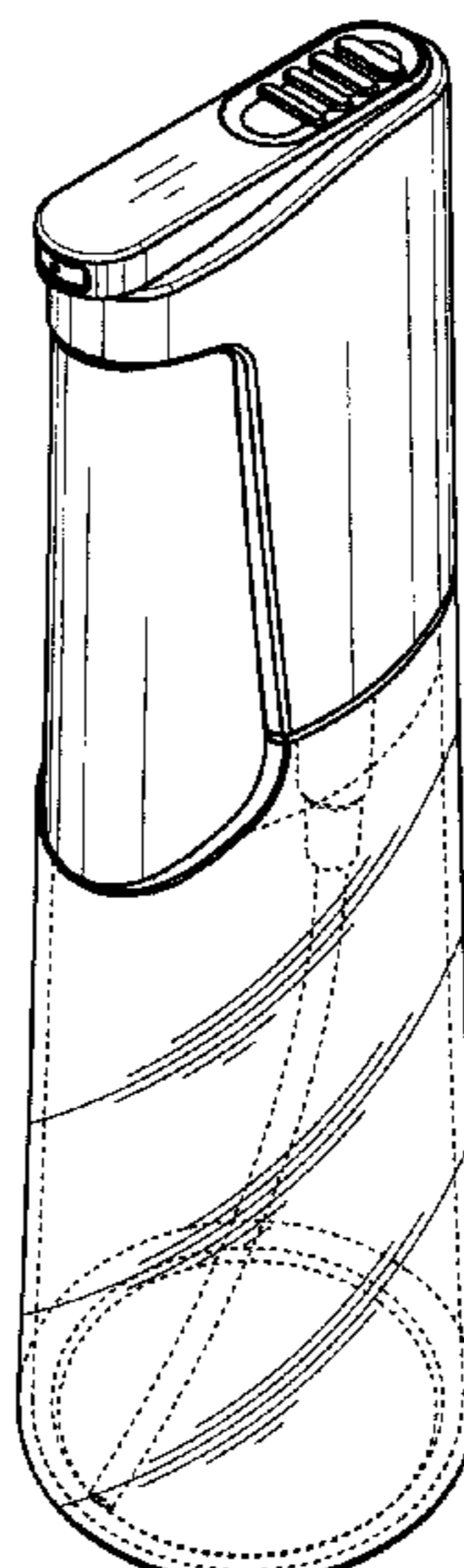
The broken lines are included for the purpose of illustrating
portions of the dispenser with trigger that form no part of the
claimed design.

(56) **References Cited**

U.S. PATENT DOCUMENTS

D58,337 S * 7/1921 Hothersall D9/767
D58,361 S * 7/1921 Hothersall D9/767
3,289,897 A * 12/1966 Ginsberg 222/239
D237,863 S * 12/1975 Peters D9/529
D270,956 S * 10/1983 Martinez D28/91.1
D307,542 S * 5/1990 De Montgailhard D9/687
D317,714 S * 6/1991 Greubel D9/687
D364,339 S * 11/1995 Shurtleff D9/692

1 Claim, 4 Drawing Sheets



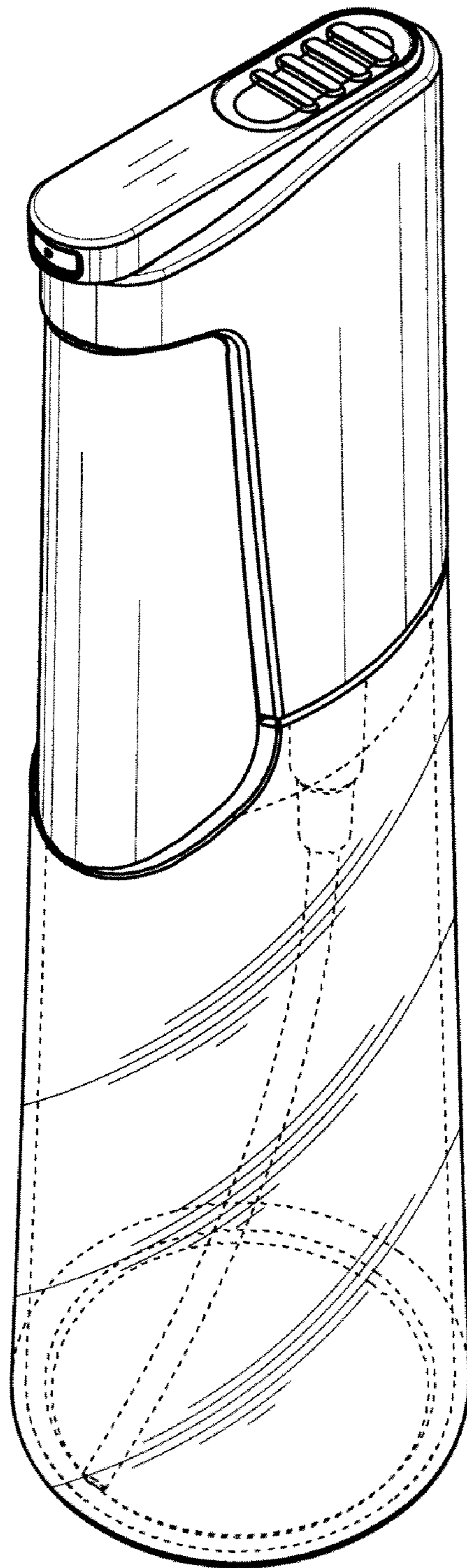


Fig. 1

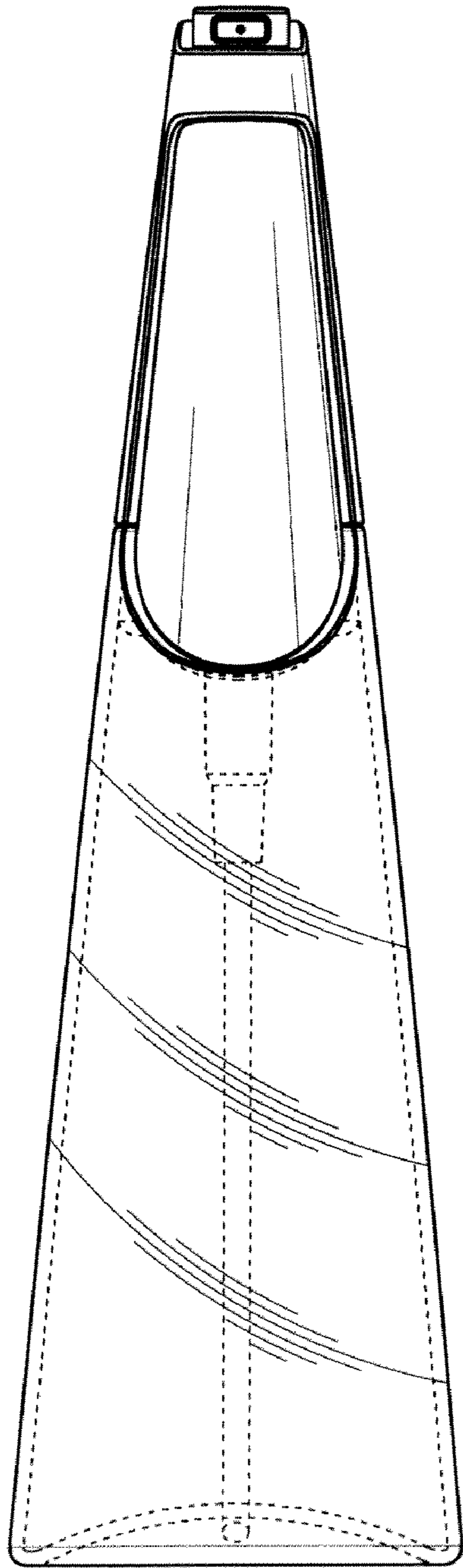


Fig. 2

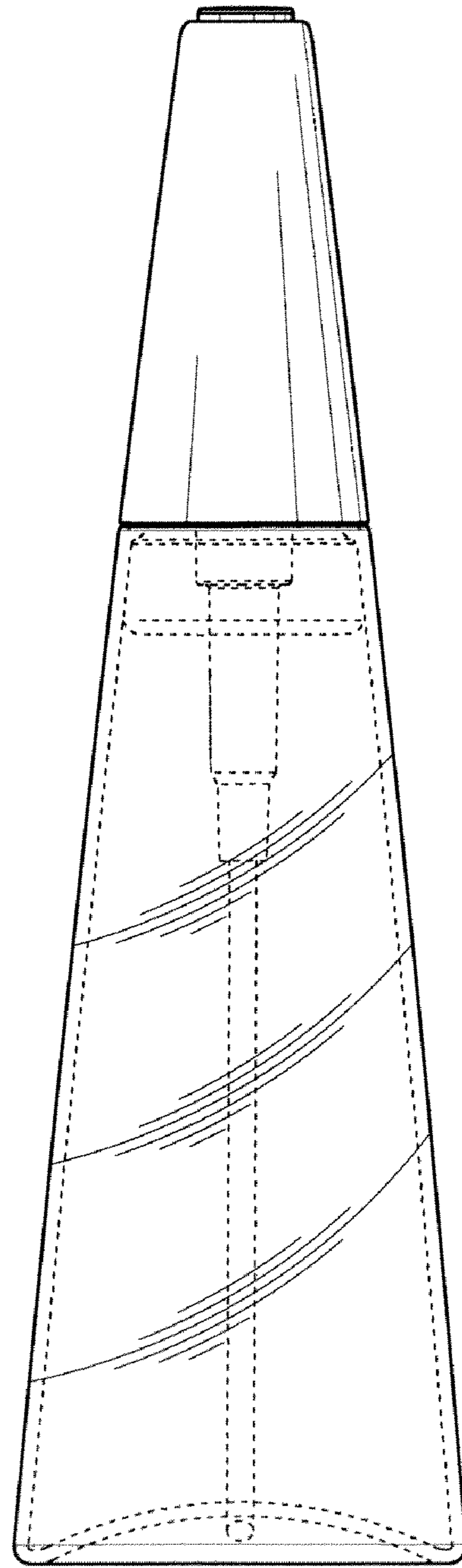


Fig. 3

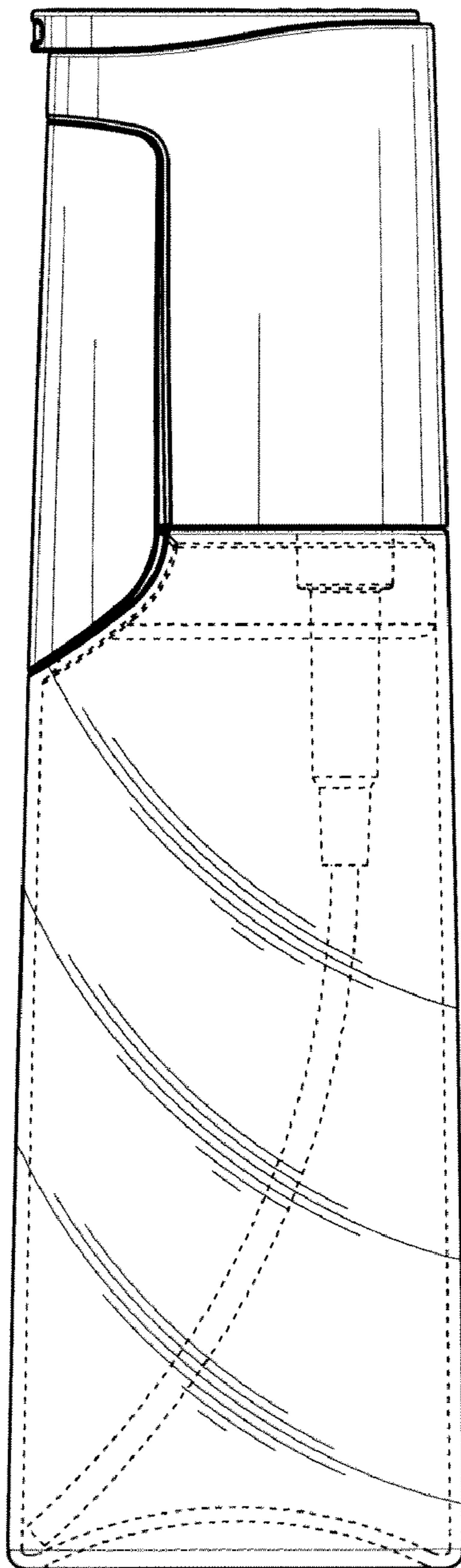


Fig. 4

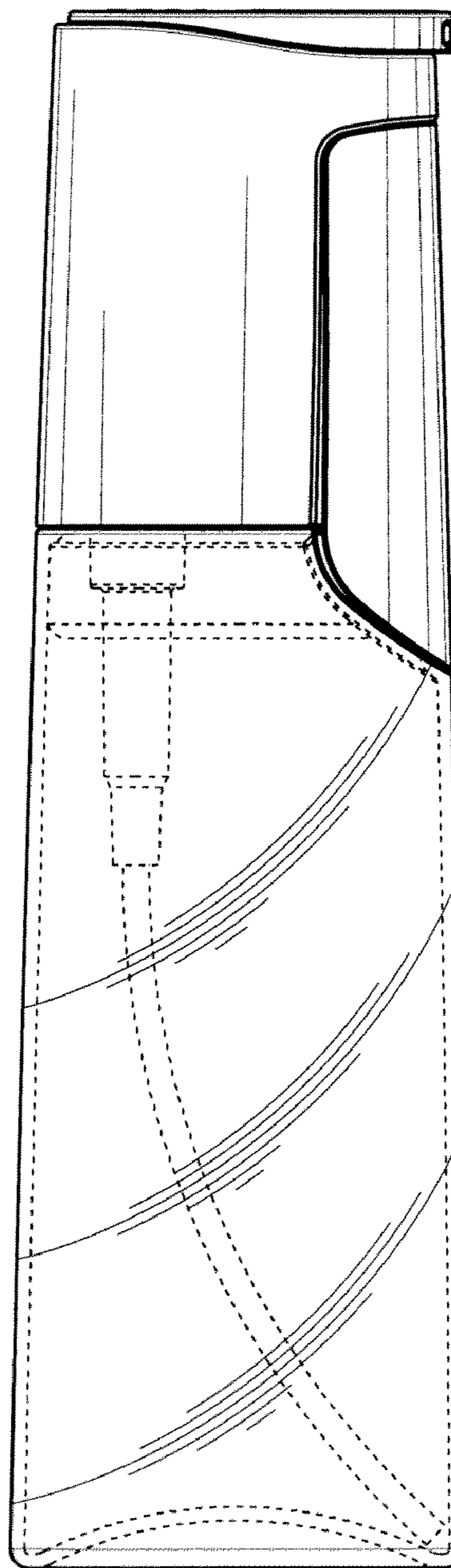


Fig. 5

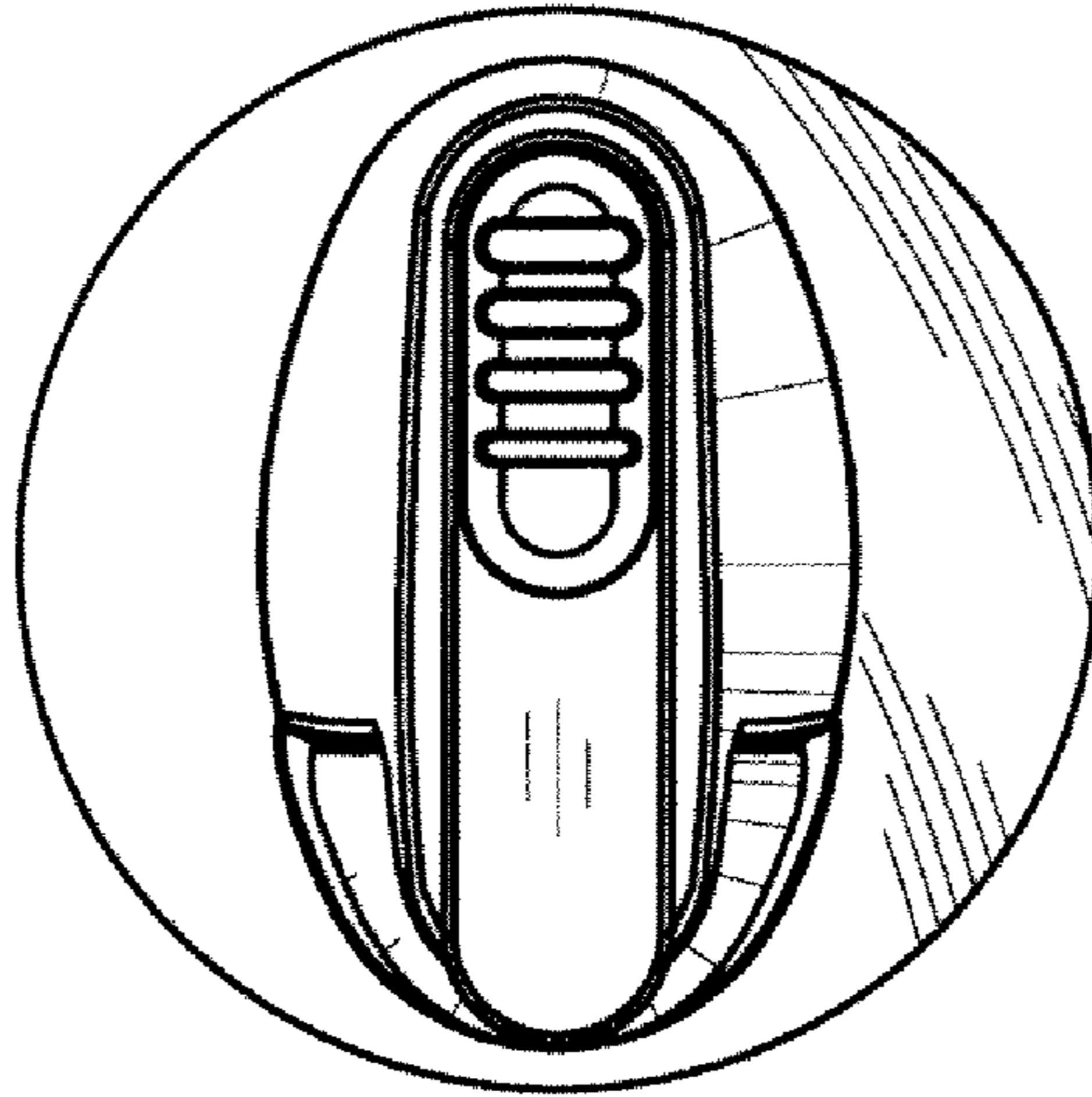


Fig. 6

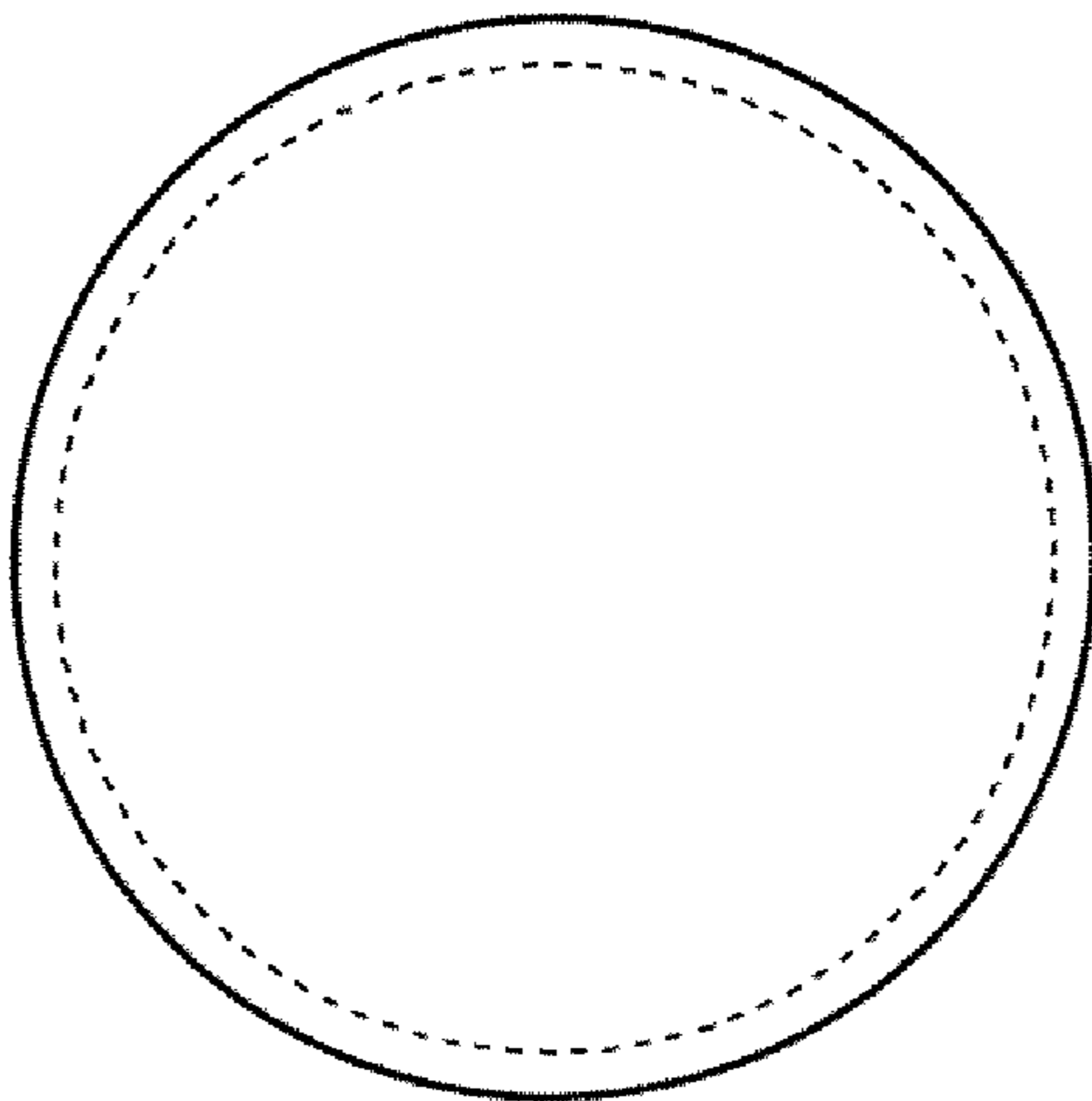


Fig. 7