



US00D605950S

(12) **United States Design Patent**  
**James et al.**

(10) **Patent No.:** **US D605,950 S**  
(45) **Date of Patent:** **\*\* Dec. 15, 2009**

(54) **BOTTLE**

(75) Inventors: **Tim James**, London (GB); **Guy Williams**, London (GB)

(73) Assignee: **Isklar AS**, Oslo (NO)

(\*\*) Term: **14 Years**

(21) Appl. No.: **29/303,735**

(22) Filed: **Feb. 15, 2008**

(30) **Foreign Application Priority Data**

Aug. 15, 2007 (EM) ..... 000774385-0003

(51) **LOC (9) Cl.** ..... **09-01**

(52) **U.S. Cl.** ..... **D9/553; D9/538; D9/555;**  
**D9/556; D9/557**

(58) **Field of Classification Search** ..... D9/516,  
D9/520, 529, 530, 537, 538, 540, 549, 551,  
D9/553, 555, 556, 557, 564, 566, 568, 569,  
D9/570, 575; 215/381-385

See application file for complete search history.

(56) **References Cited**

**U.S. PATENT DOCUMENTS**

D66,847 S \* 3/1925 Ginter ..... D9/553  
D67,278 S \* 5/1925 Ginter ..... D9/553  
D67,315 S \* 5/1925 Stewart ..... D9/553  
D68,789 S \* 5/1925 Curran ..... D9/553  
D70,616 S \* 7/1926 Jones ..... D9/538

D94,574 S \* 2/1935 Steelman ..... D9/545  
D130,341 S \* 11/1941 Nelson ..... D29/126  
D168,312 S \* 12/1952 Linnard ..... D9/568  
D169,239 S \* 4/1953 Dillion ..... D9/552  
D178,529 S \* 8/1956 Lorensan ..... D9/553  
D184,393 S \* 2/1959 Du Pree ..... D7/300  
D193,741 S \* 10/1962 Westhoven ..... D9/553  
D369,555 S \* 5/1996 Heinz ..... D9/545  
D369,556 S \* 5/1996 Launder et al. .... D9/553  
D395,826 S \* 7/1998 Hygaard, Sr. .... D9/520  
D411,457 S \* 6/1999 Ruda et al. .... D9/538  
D411,740 S \* 6/1999 Kim ..... D9/658  
D448,677 S \* 10/2001 Krich ..... D9/553  
D547,667 S \* 7/2007 DeMaso et al. .... D9/557

\* cited by examiner

*Primary Examiner*—Stella M Reid

*Assistant Examiner*—Elizabeth J Oswecki

(74) *Attorney, Agent, or Firm*—Nixon Peabody LLP; Jeffrey L. Costellia

(57) **CLAIM**

The ornamental design for a bottle, as shown and described.

**DESCRIPTION**

FIG. 1 is a front view of a bottle showing our new design;

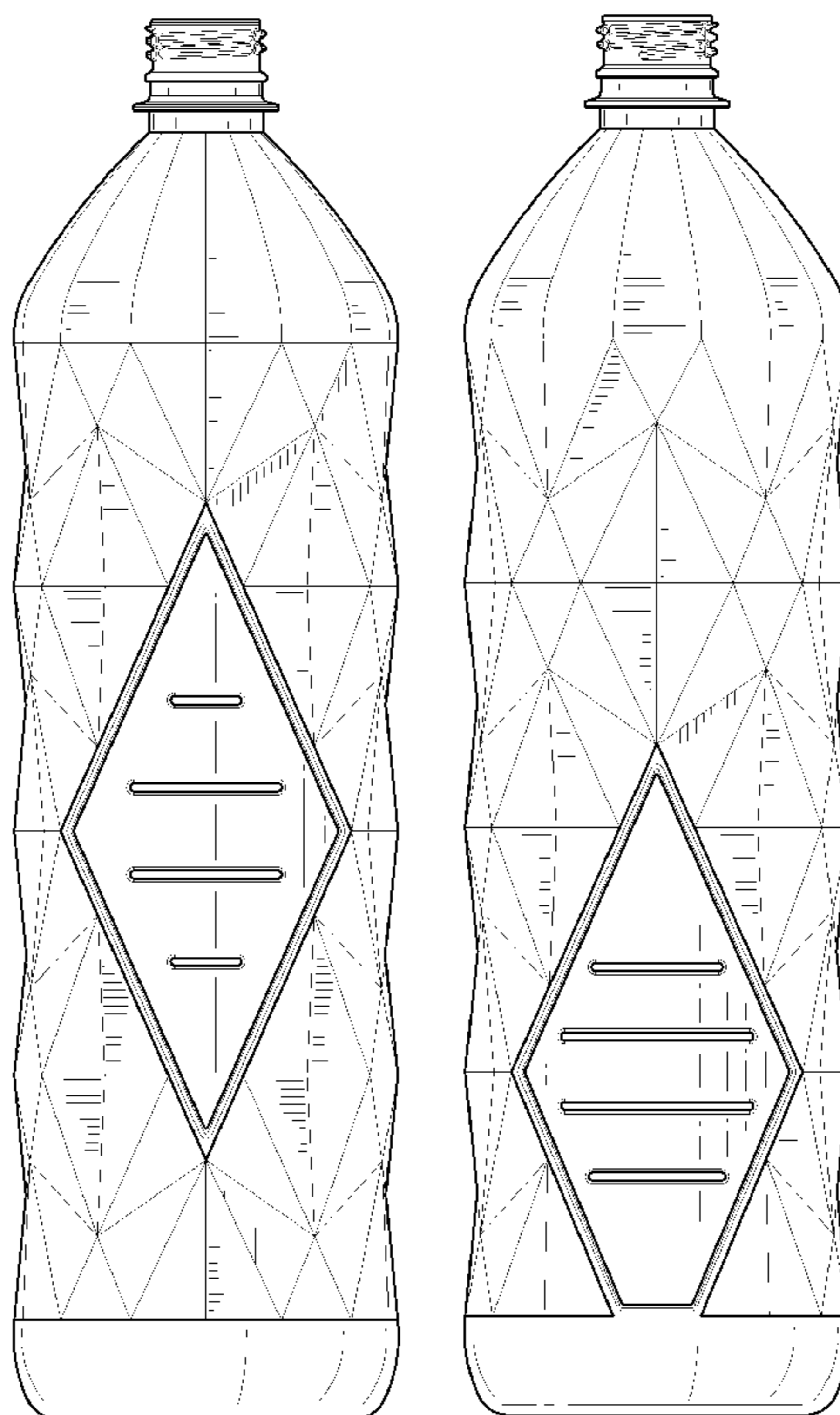
FIG. 2 is a left view thereof;

FIG. 3 is a back view thereof; and,

FIG. 4 is an isometric view thereof.

All sides not shown form no part of the claimed design.

**1 Claim, 4 Drawing Sheets**



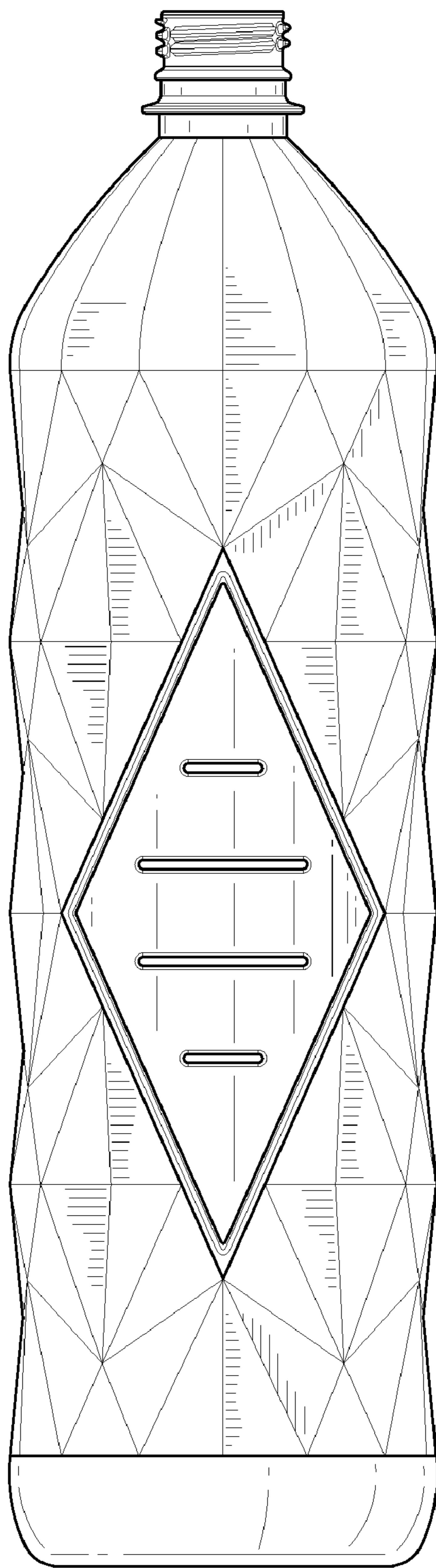


FIG. 1

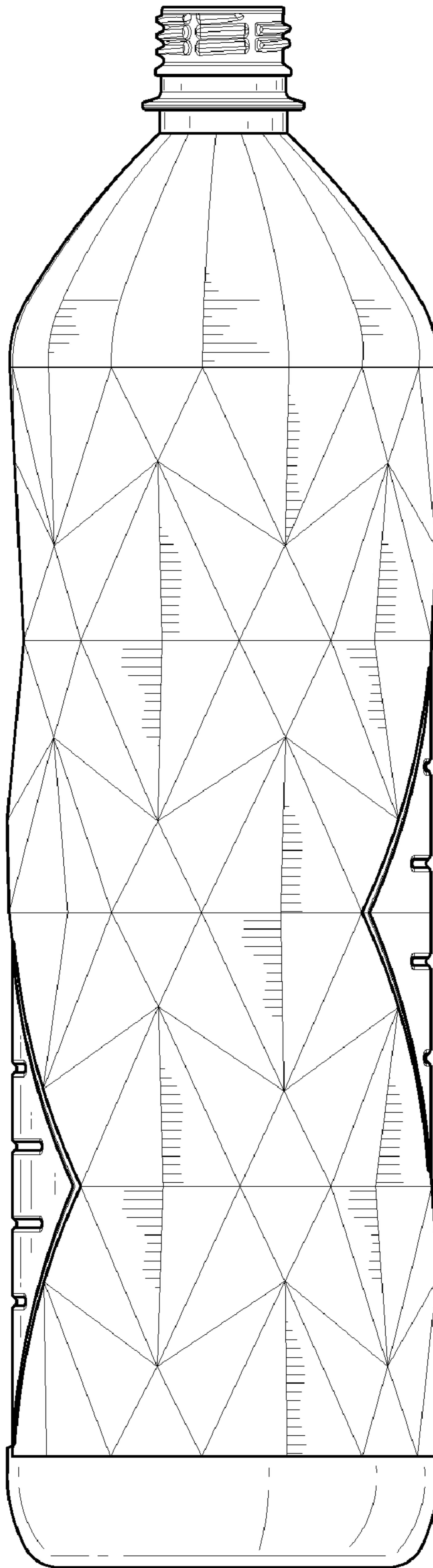


FIG. 2

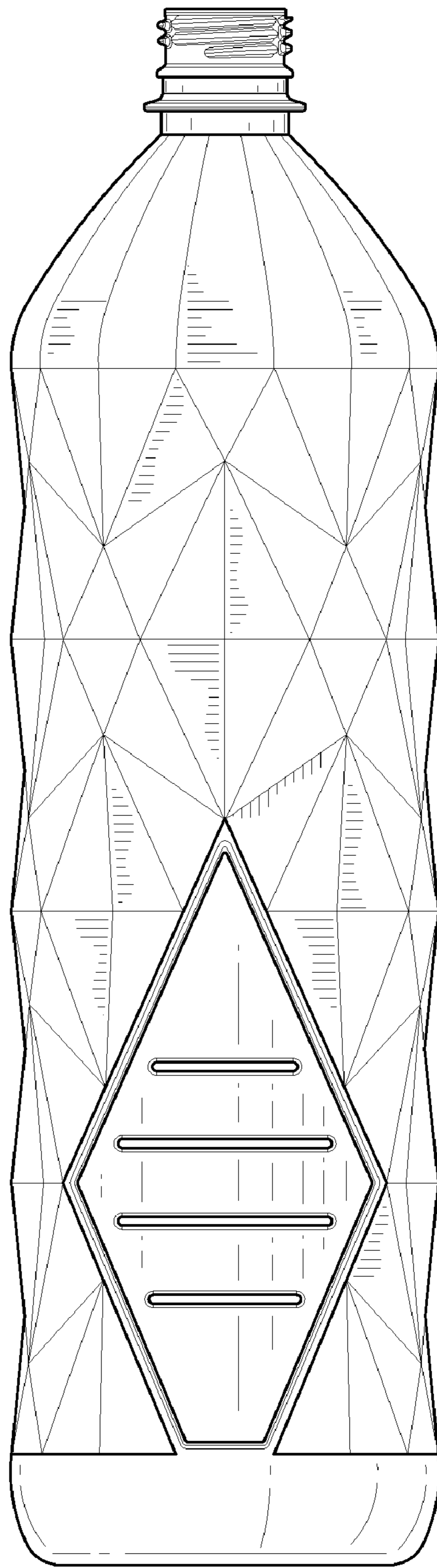


FIG. 3

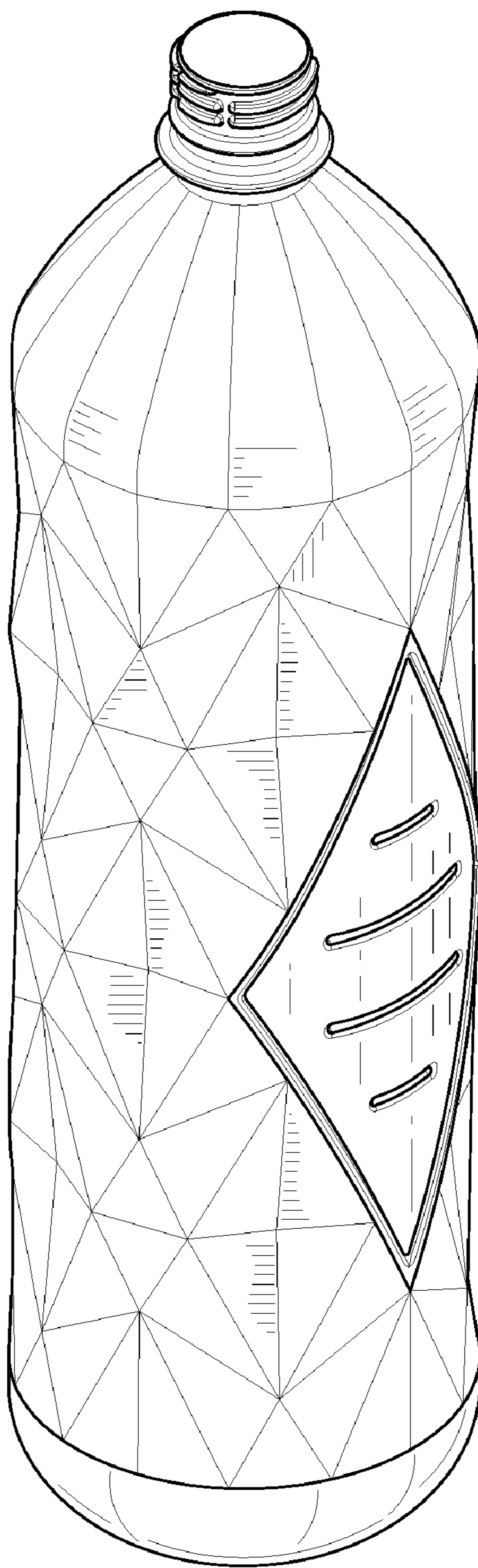


FIG. 4