



US00D605948S

(12) **United States Design Patent**
Sposato

(10) **Patent No.:** **US D605,948 S**

(45) **Date of Patent:** **** Dec. 15, 2009**

(54) **BOTTLE**

(75) Inventor: **Richard Sposato**, Syracuse, NY (US)

(73) Assignee: **Empire Bottling, LLC**, Syracuse, NY (US)

(**) Term: **14 Years**

(21) Appl. No.: **29/321,423**

(22) Filed: **Jul. 16, 2008**

(51) **LOC (9) Cl.** **09-01**

(52) **U.S. Cl.** **D9/546; D9/559; D9/573;**
D9/566; D9/556

(58) **Field of Classification Search** D9/500,
D9/502–505, 516, 529, 537, 538, 539, 540,
D9/541, 542, 543, 544, 545, 546, 547, 549,
D9/556, 557, 558, 559, 566, 569, 570, 573,
D9/574; 215/381–385, 396, 398

See application file for complete search history.

(56) **References Cited**

U.S. PATENT DOCUMENTS

D37,226 S *	11/1904	Evans	D9/546
D39,117 S *	2/1908	De Beukeaer	D9/546
D48,954 S *	4/1916	Upham	D9/545
D49,881 S *	11/1916	Dunnock	D9/545
D54,219 S *	11/1919	McCoy	D9/546
D57,147 S *	2/1921	Ohkr	D9/546
D100,744 S *	8/1936	Strouse	D9/545
D103,911 S *	3/1937	Knox	D9/545
D114,557 S *	5/1939	Nitardy	D9/559

D181,716 S *	12/1957	Du Pree	D9/529
D542,136 S *	5/2007	Lilico	D9/520
D583,247 S *	12/2008	DeFina	D9/546

* cited by examiner

Primary Examiner—Stella M Reid

Assistant Examiner—Elizabeth J Oswecki

(74) *Attorney, Agent, or Firm*—George R. McGuire; Bond Schoeneck & King, PLLC

(57) **CLAIM**

The ornamental design for a bottle, as shown and described.

DESCRIPTION

FIG. 1 is a perspective view of a first embodiment of a bottle showing my new design, with a stopper top shown in phantom for environmental purposes and forming no part of the claimed design.

FIG. 2 is a front elevation view thereof, all other sides being mirror images thereof;

FIG. 3 is a top plan view thereof;


FIG. 4 is a bottom plan view thereof;

FIG. 5 is a front elevation view of a second embodiment of a bottle showing my new design, with a stopper top shown in phantom for environmental purposes and forming no part of the claimed design.

FIG. 6 is a top plan view thereof; and,

FIG. 7 is a bottom plan view thereof.

1 Claim, 3 Drawing Sheets






FIG. 1

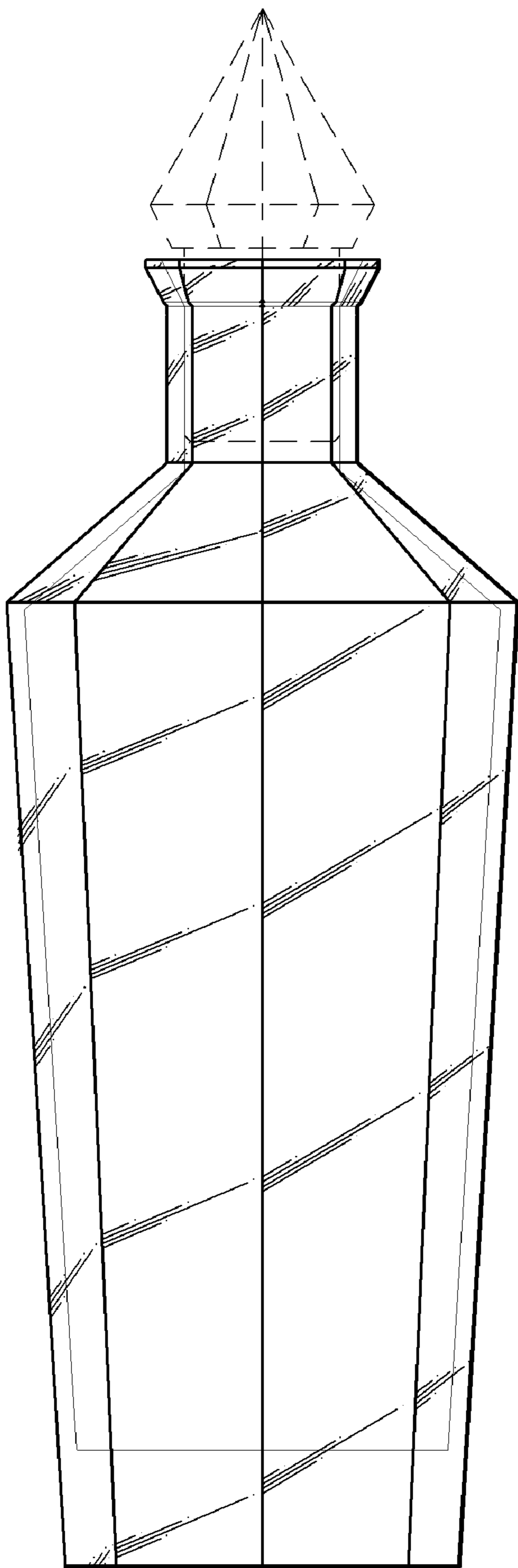


FIG. 2

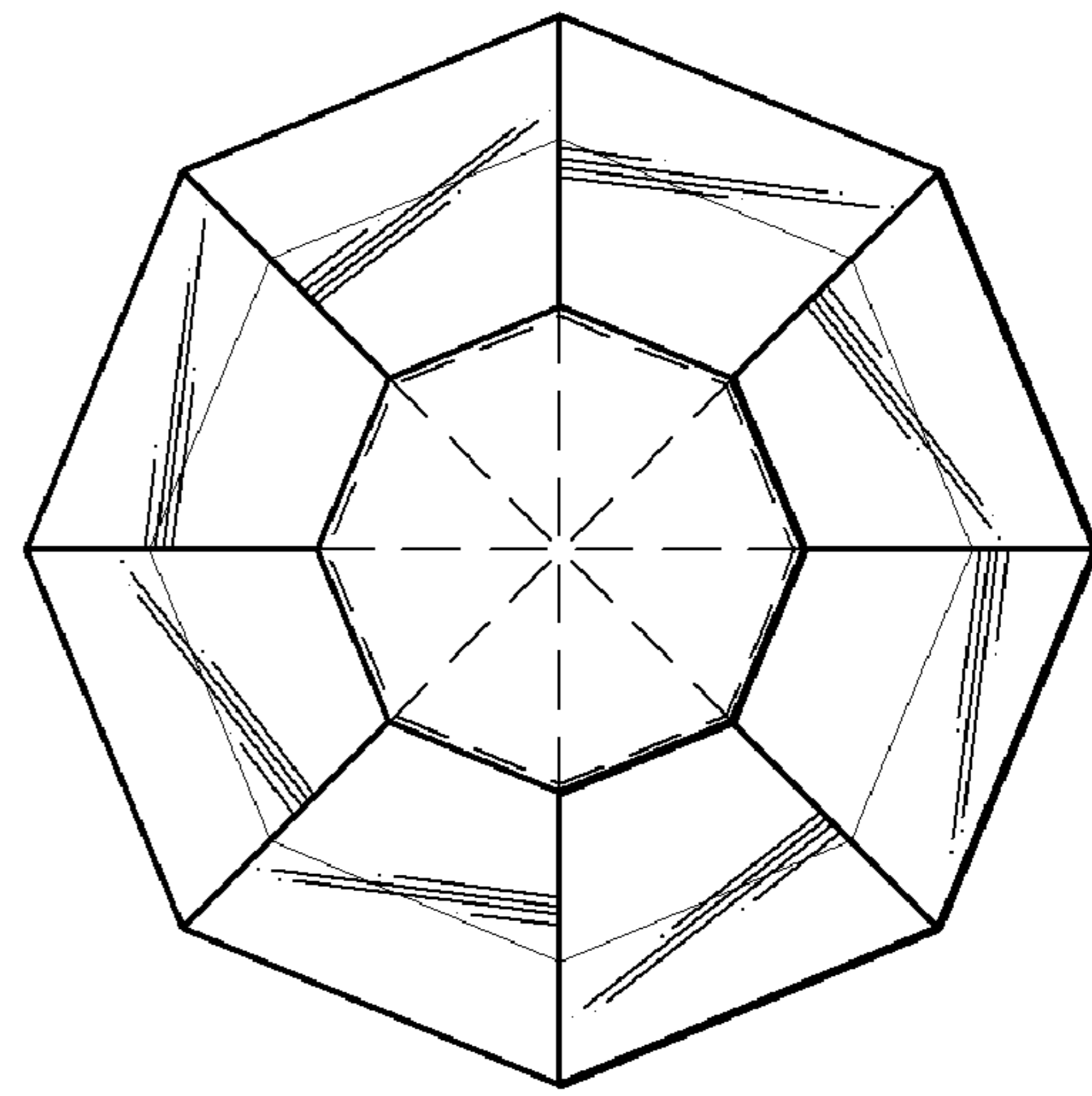


FIG. 3

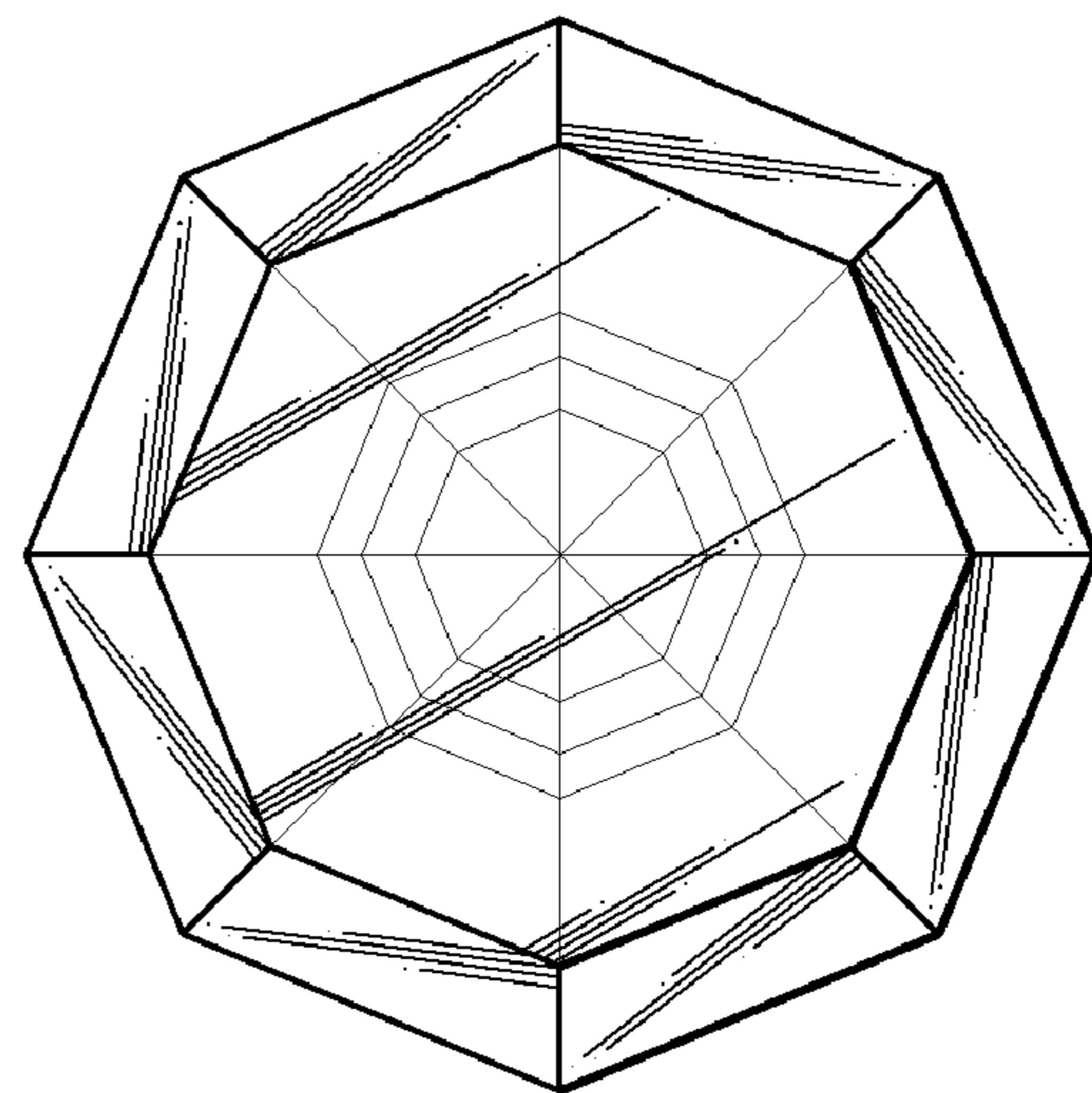


FIG. 4

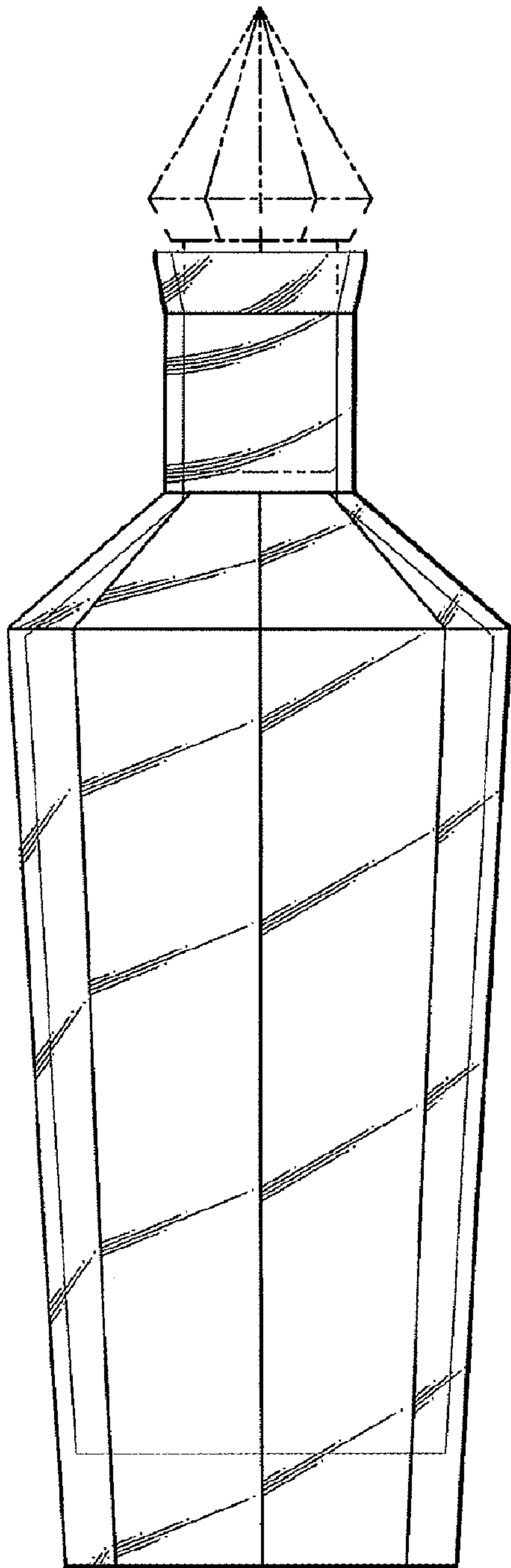


FIG. 5

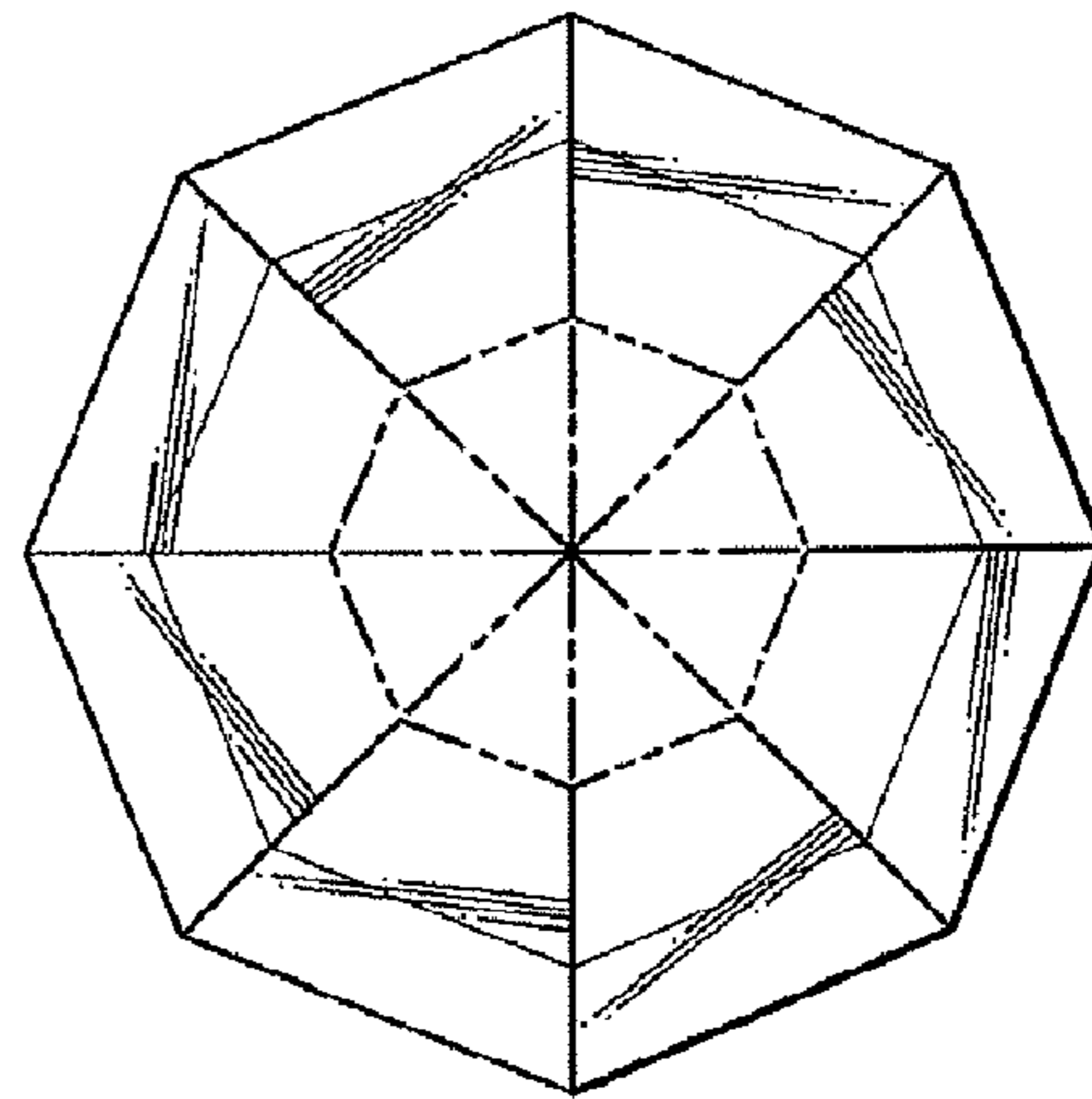


FIG. 6

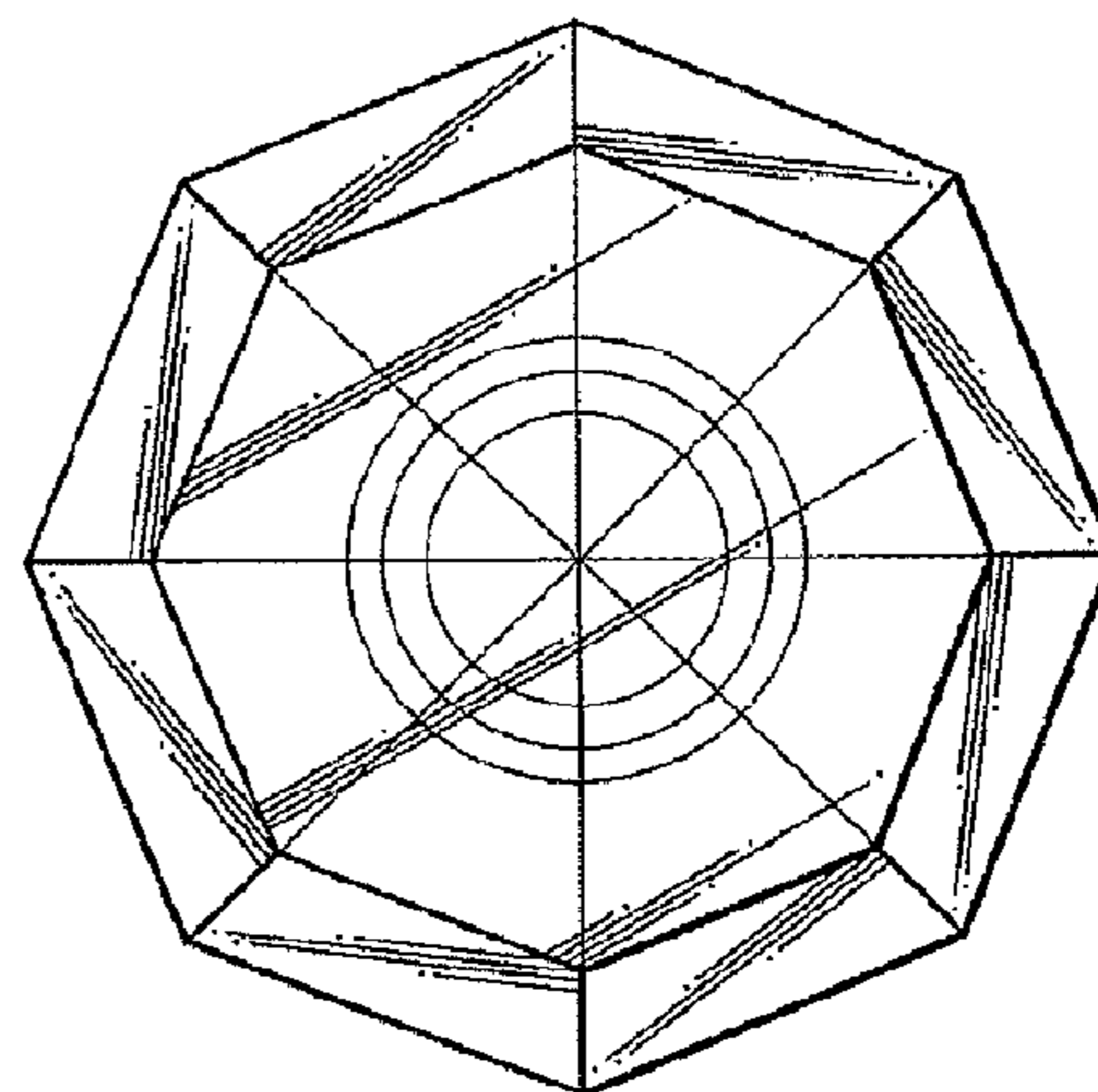


FIG. 7