



US00D605938S

(12) **United States Design Patent**
Abbott

(10) **Patent No.:** **US D605,938 S**
(45) **Date of Patent:** **** Dec. 15, 2009**

(54) **CONTAINER CLOSURE**

(75) Inventor: **Phillip G. Abbott**, Louisville, TN (US)

(73) Assignee: **Shamrock Cups, LLC**, Louisville, TN (US)

(**) Term: **14 Years**

(21) Appl. No.: **29/306,916**

(22) Filed: **Apr. 18, 2008**

(51) **LOC (9) Cl.** **09-07**

(52) **U.S. Cl.** **D9/435**

(58) **Field of Classification Search** D9/705,
D9/635, 520, 517, 516, 456, 455, 454, 452,
D9/444, 445, 438, 436, 435, 434, 433, 432,
D9/416, 499; D26/51; 428/138; 362/101;
229/404, 128, 110, 103.3; 220/630; 206/776,
206/755, 754, 583, 522, 453, 390, 232; D7/509,
D7/511, 396.2, 624.2, 602

See application file for complete search history.

(56) **References Cited**

U.S. PATENT DOCUMENTS

727,723	A *	5/1903	Webb	229/153
2,047,804	A *	7/1936	Shapiro	229/138
3,071,308	A	1/1963	Lange	
3,809,310	A *	5/1974	VanderLugt, Jr.	229/110
4,289,267	A *	9/1981	Mayea	229/109
4,712,725	A	12/1987	Moore	
5,676,306	A	10/1997	Lankin et al.	
D402,197	S *	12/1998	Poulin	D9/712
D406,058	S *	2/1999	Allmon	D9/433
5,921,465	A *	7/1999	Garton	229/109
6,176,420	B1 *	1/2001	Sarson et al.	229/128

D459,652	S *	7/2002	Beutler	D9/433
D495,209	S *	8/2004	Tranfaglia et al.	D7/512
D588,453	S *	3/2009	Glade	D9/430
D592,504	S *	5/2009	Jacobsson	D9/435

OTHER PUBLICATIONS

Design Drawings—Figures 1-5 (4 pages), The dates of these publications are not known, but it is requested that they be considered as prior art for purposes of examination.

Design Drawings—Figures 1-5 (4 pages), The dates of these publications are not known, but it is requested that they be considered as prior art for purposes of examination.

* cited by examiner

Primary Examiner—Susan Bennett Hattan

(74) *Attorney, Agent, or Firm*—Luedeka, Neely & Graham, PC

(57) **CLAIM**

The ornamental design for a container closure, as shown and described.

DESCRIPTION

FIG. 1 is a front perspective view of the container closure of my new design;

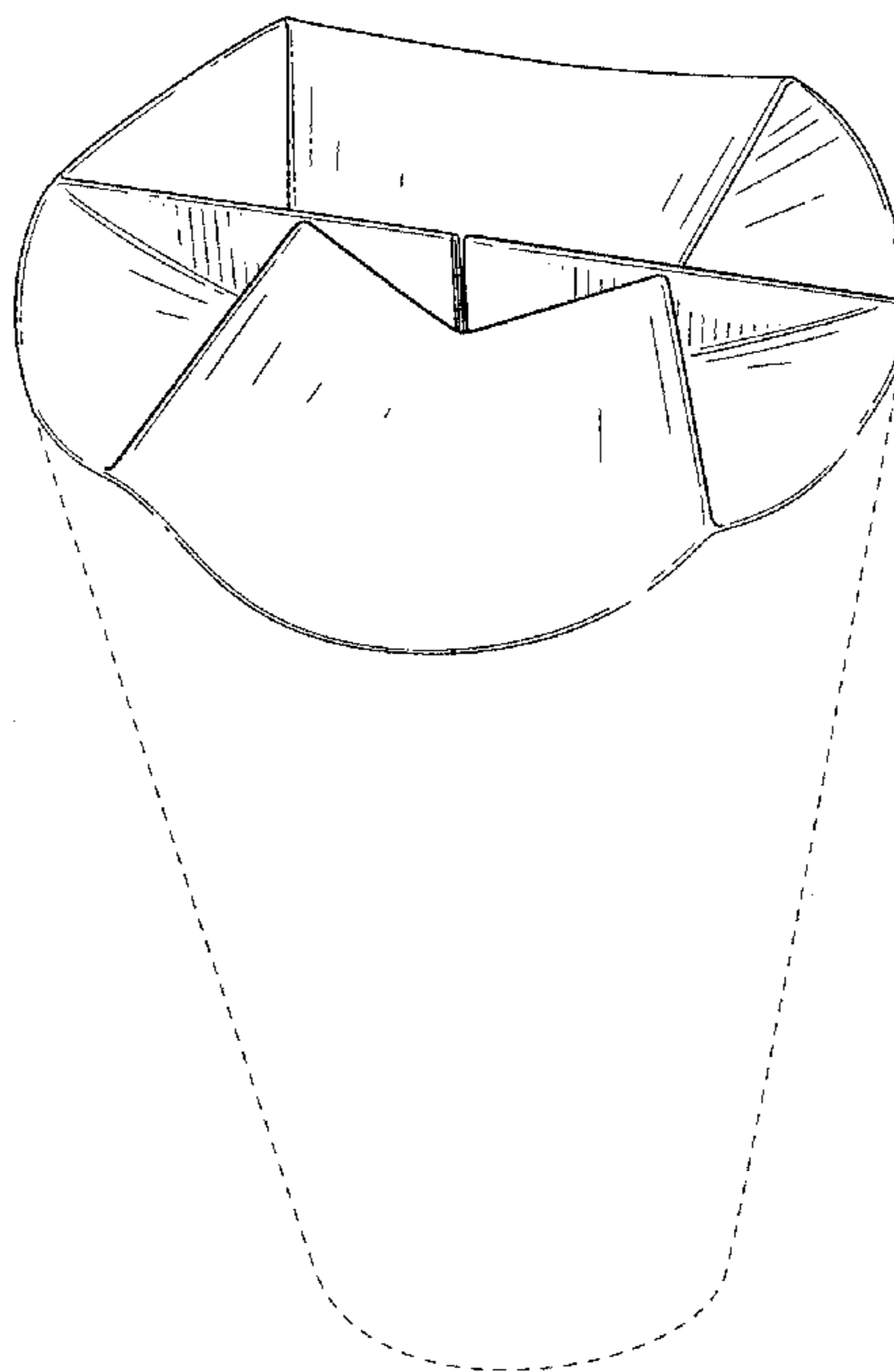
FIG. 2 is a top plan view of the container closure of my new design;

FIG. 3 is a front view of the container closure of my new design, the rear view being identical thereto; and,

FIG. 4 is a left side view of the container closure of my new design, the right side view being identical thereto.

The broken lines in the drawings are for illustrative purposes only and form no part of the claimed design.

1 Claim, 4 Drawing Sheets



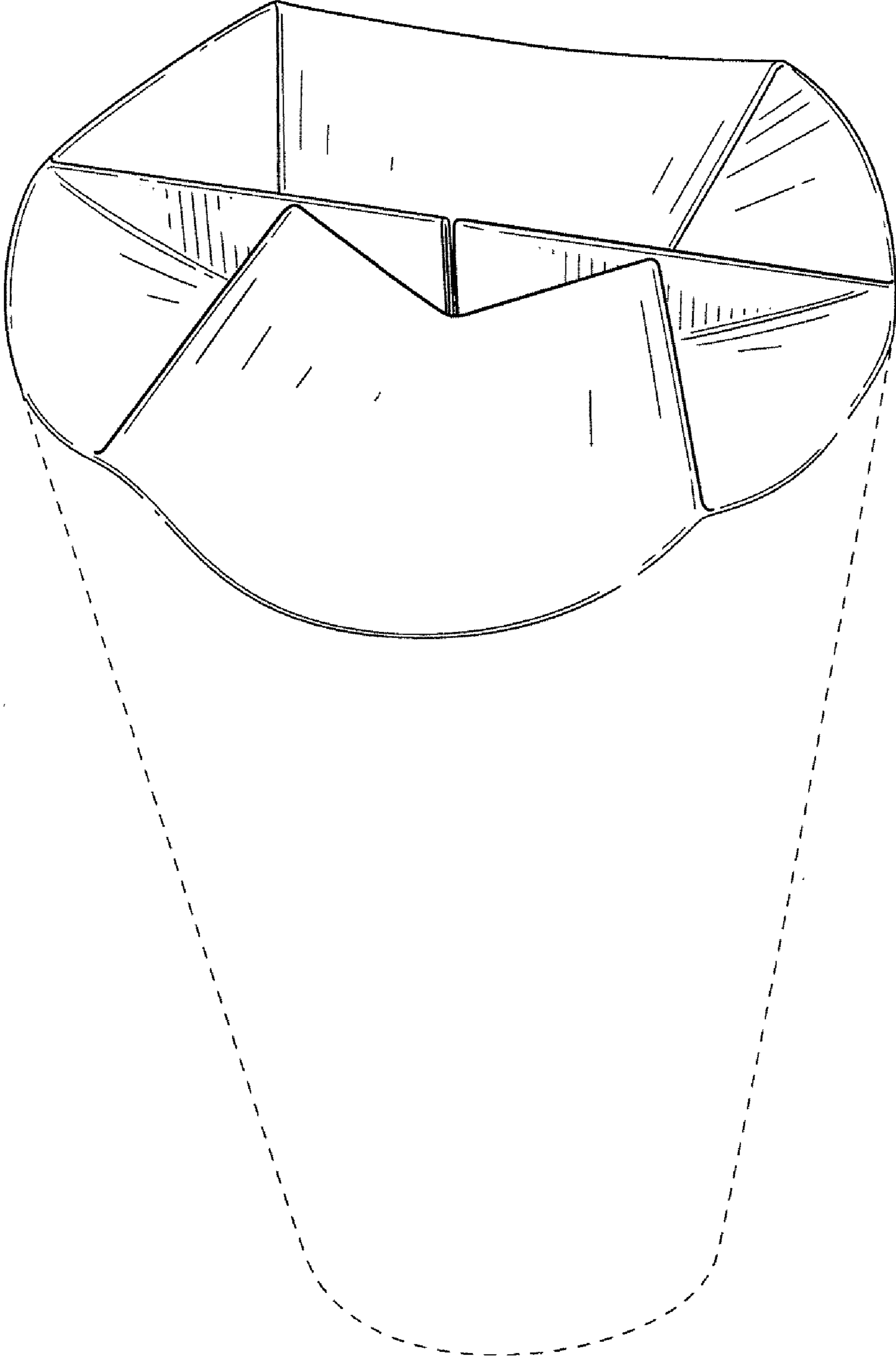


FIG. 1

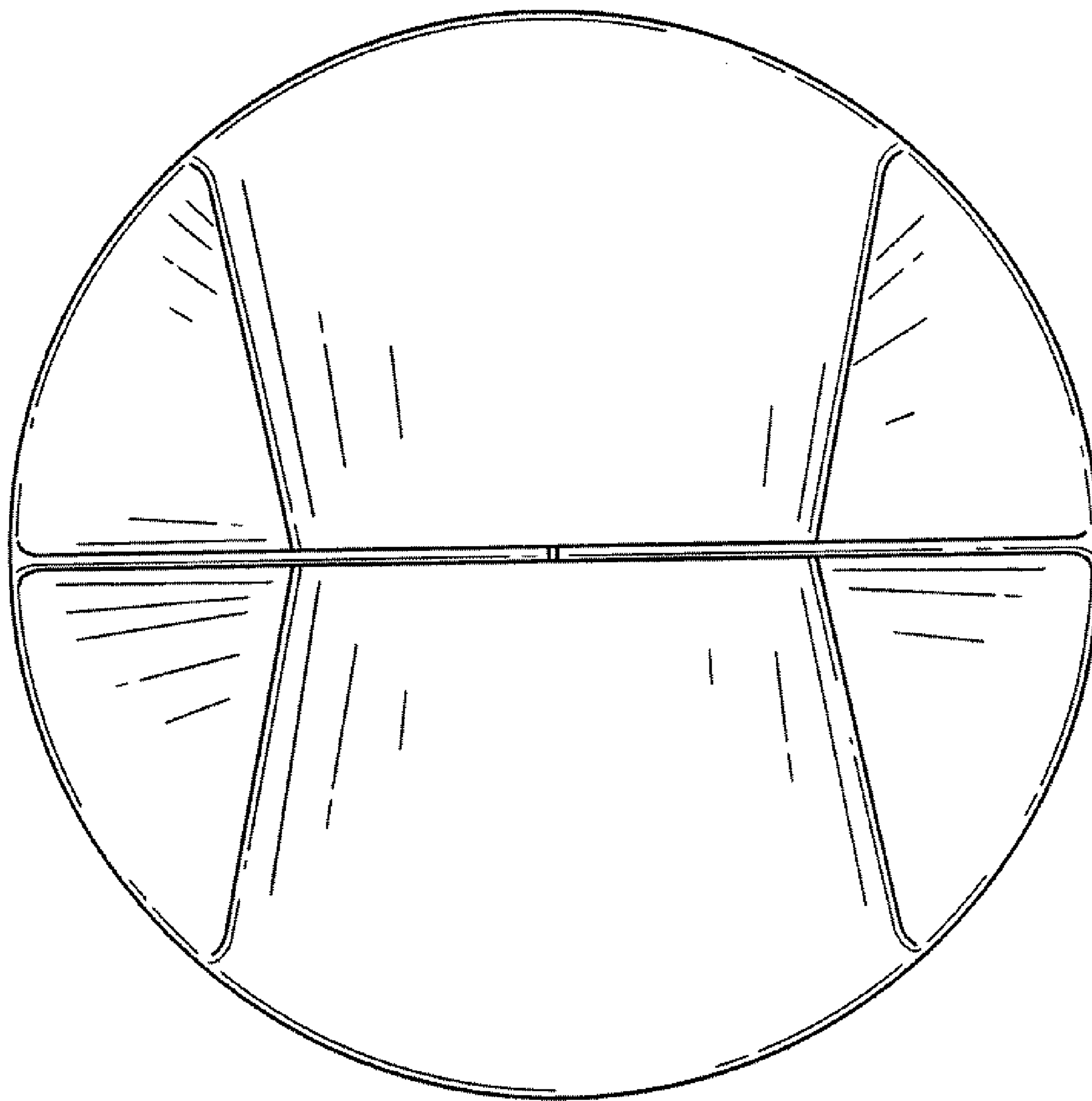


FIG. 2

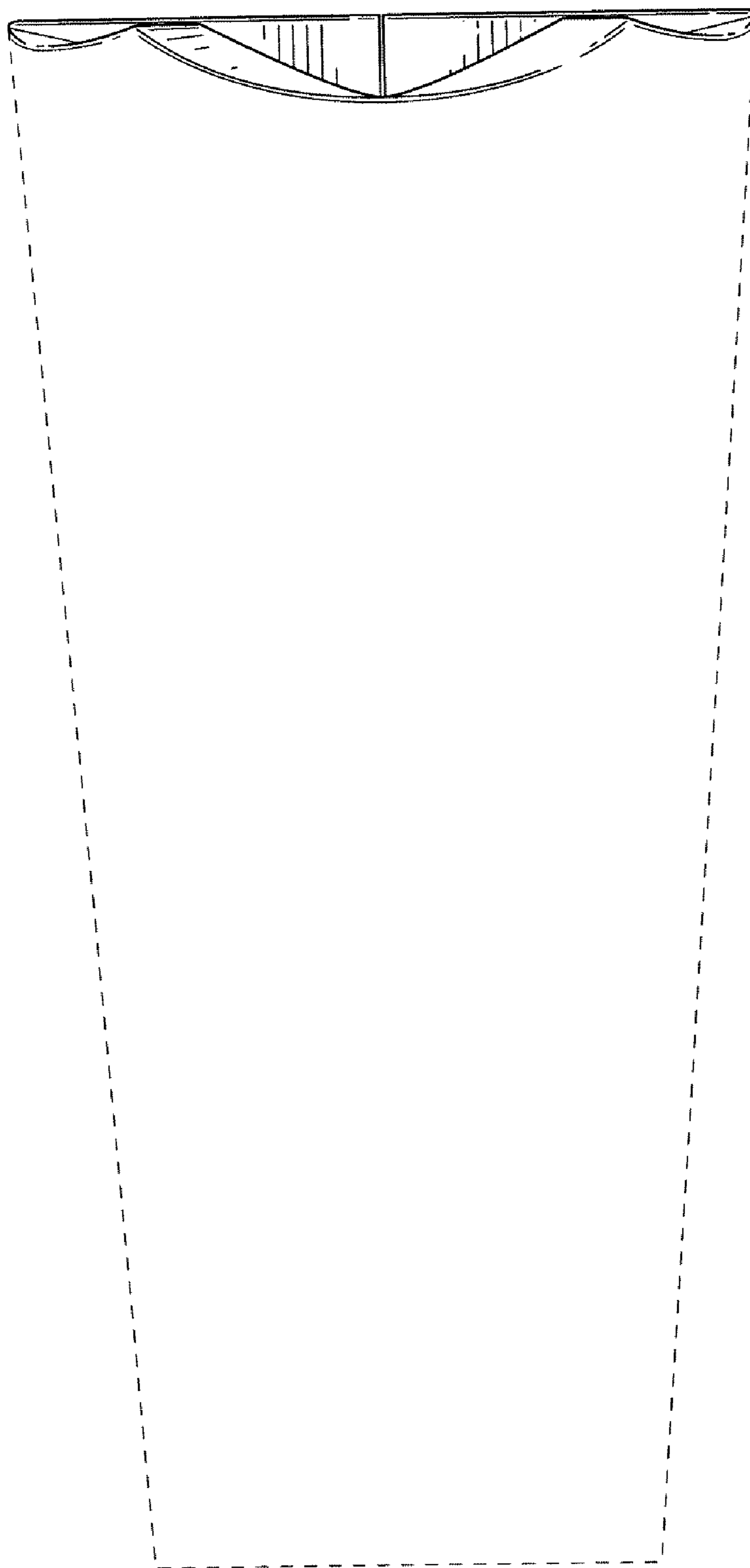


FIG. 3

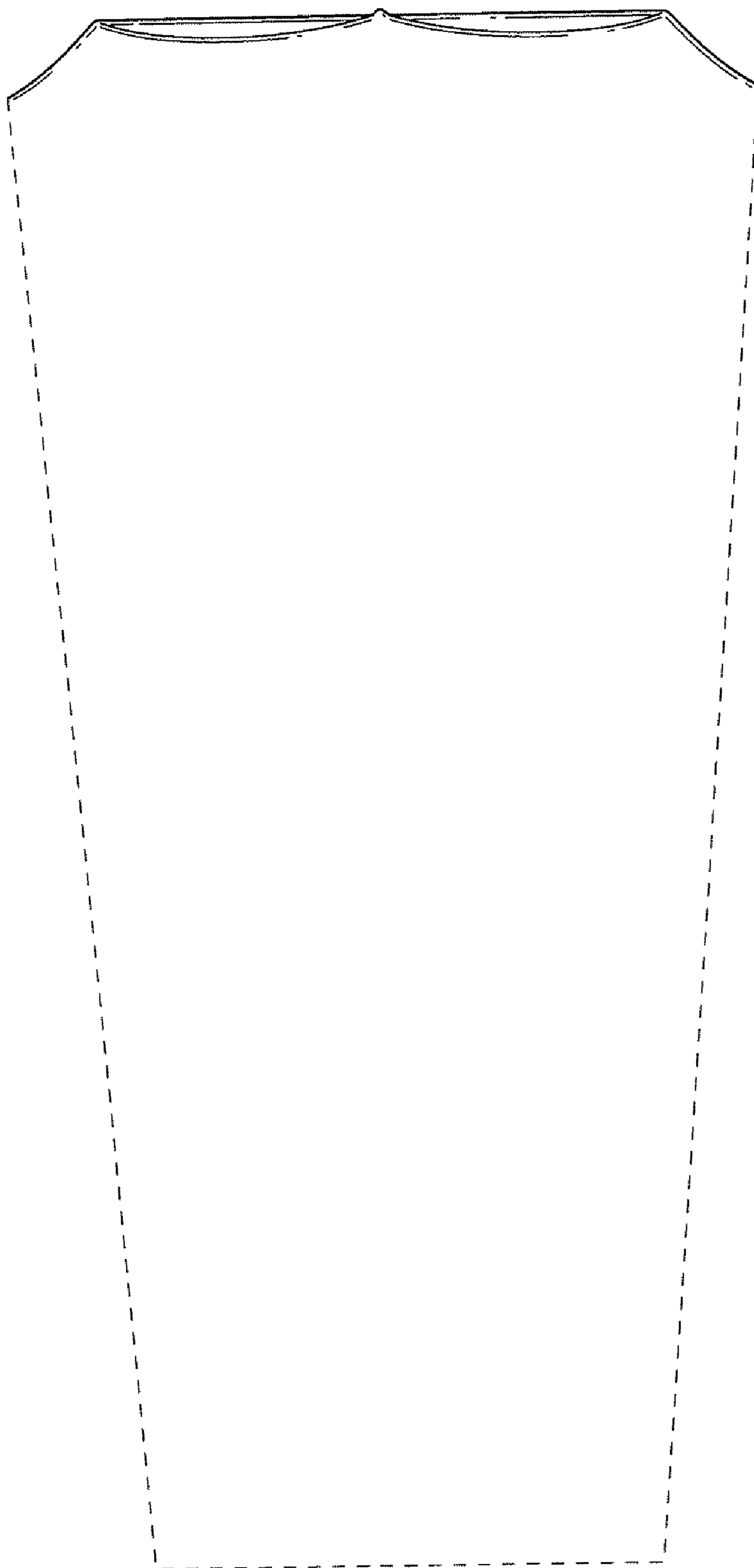


FIG. 4